

US00D562672S

(12) **United States Design Patent**
Mussallem et al.

(10) **Patent No.:** **US D562,672 S**

(45) **Date of Patent:** **** Feb. 26, 2008**

(54) **DEVICE FOR SUPPORTING AN ART OBJECT IN SPACED RELATION TO A WALL SURFACE**

3,881,731 A * 5/1975 Droney 273/291
D392,692 S * 3/1998 Windom D21/389
6,032,956 A * 3/2000 Bogucz 273/236
6,523,800 B2 * 2/2003 Hsu 248/499

(75) Inventors: **Poppy Mussallem**, P.O. Box 633,
Oakridge, OR (US) 97643; **Robert Williams**, Paso Robles, CA (US)

* cited by examiner

(73) Assignee: **Poppy Mussallem**

Primary Examiner—Holly H. Baynham
(74) *Attorney, Agent, or Firm*—Harris Zimmerman

(**) Term: **14 Years**

(57) **CLAIM**

(21) Appl. No.: **29/291,802**

The ornamental design for a device for supporting an art object in spaced relation to a wall surface, as shown and described.

(22) Filed: **Sep. 13, 2007**

Related U.S. Application Data

DESCRIPTION

(62) Division of application No. 29/233,384, filed on Jun. 30, 2005, now Pat. No. Des. 551,949.

(51) **LOC (8) Cl.** **08-05**

(52) **U.S. Cl.** **D8/363**

(58) **Field of Classification Search** D8/363,
D8/373; D21/389; 273/236–237; 248/496–499
See application file for complete search history.

FIG. 1 is a perspective view of our device for supporting an art object in spaced relation to a wall surface.

FIG. 2 is a side view thereof; the opposite side being a mirror image thereof.

FIG. 3 is a rear view.

FIG. 4 is front view; and,

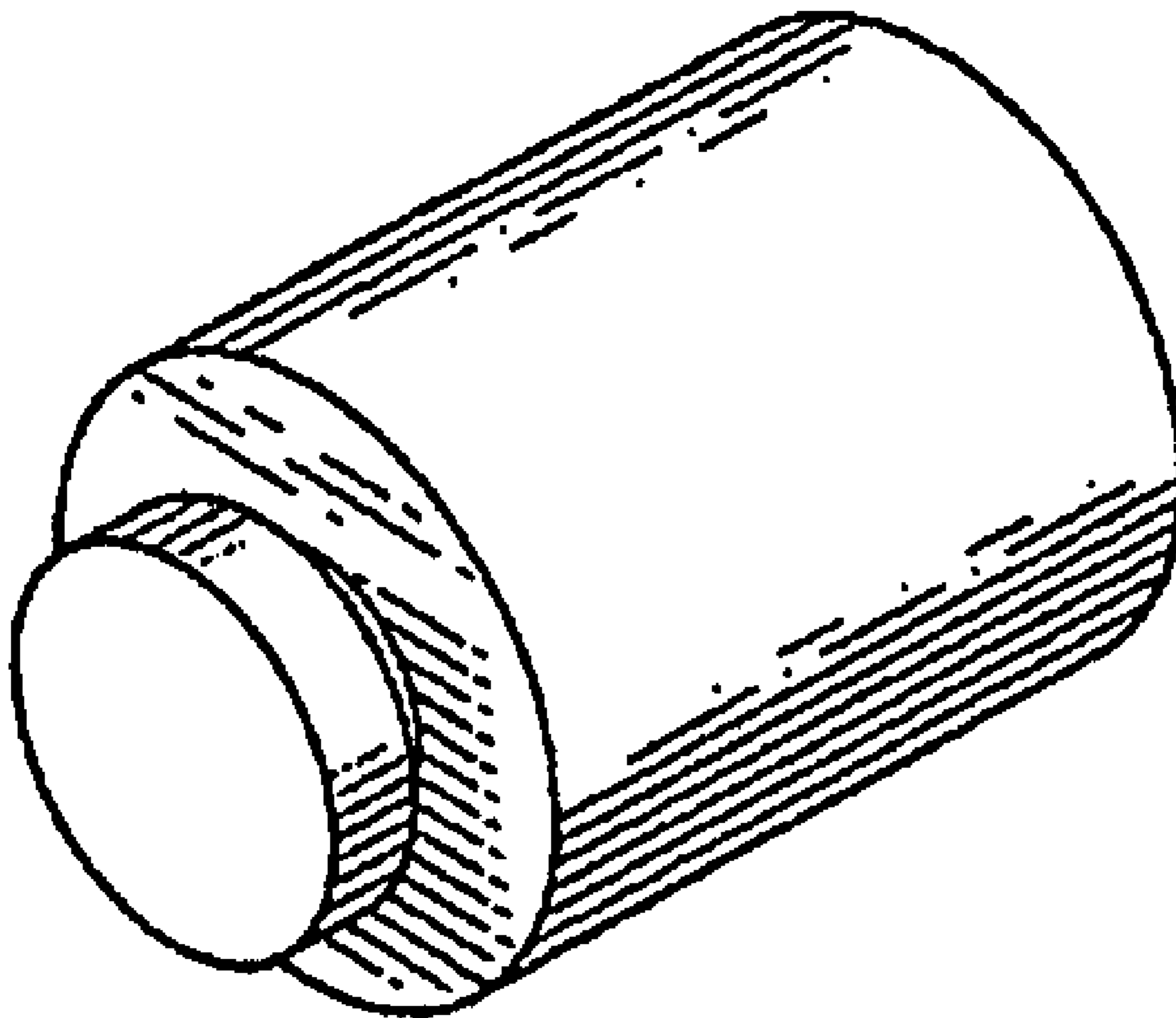
FIG. 5 is a top view; the bottom view being a mirror image thereof.

(56) **References Cited**

U.S. PATENT DOCUMENTS

1,675,771 A * 7/1928 Sterling 248/497

1 Claim, 1 Drawing Sheet



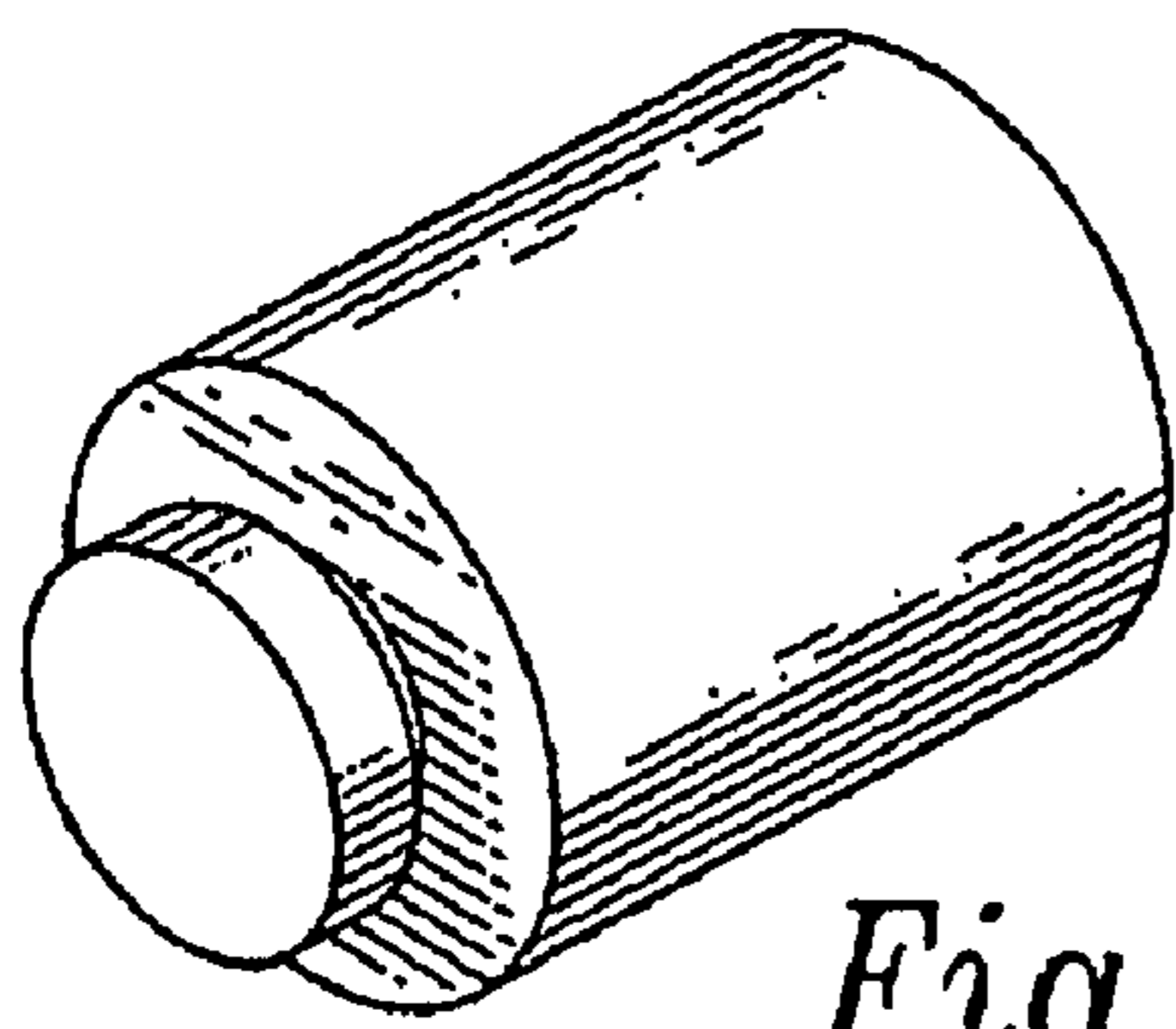


Fig. 1




Fig. 2

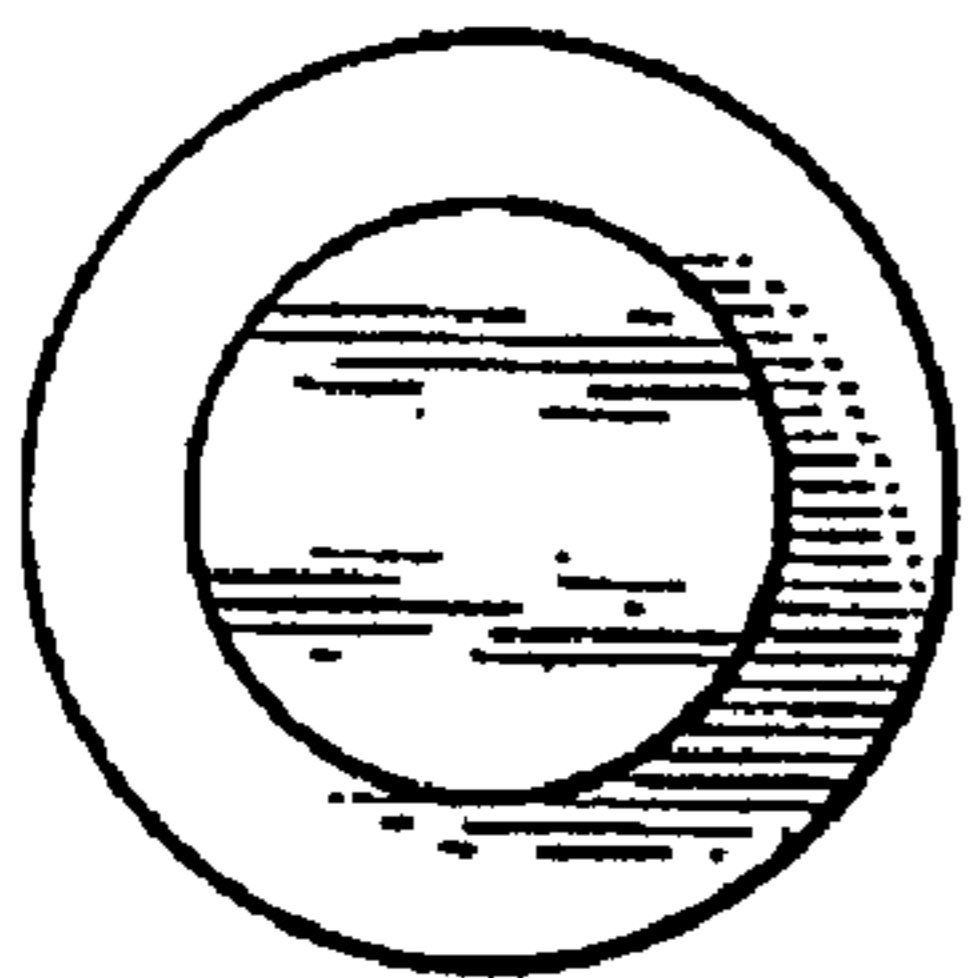


Fig. 3

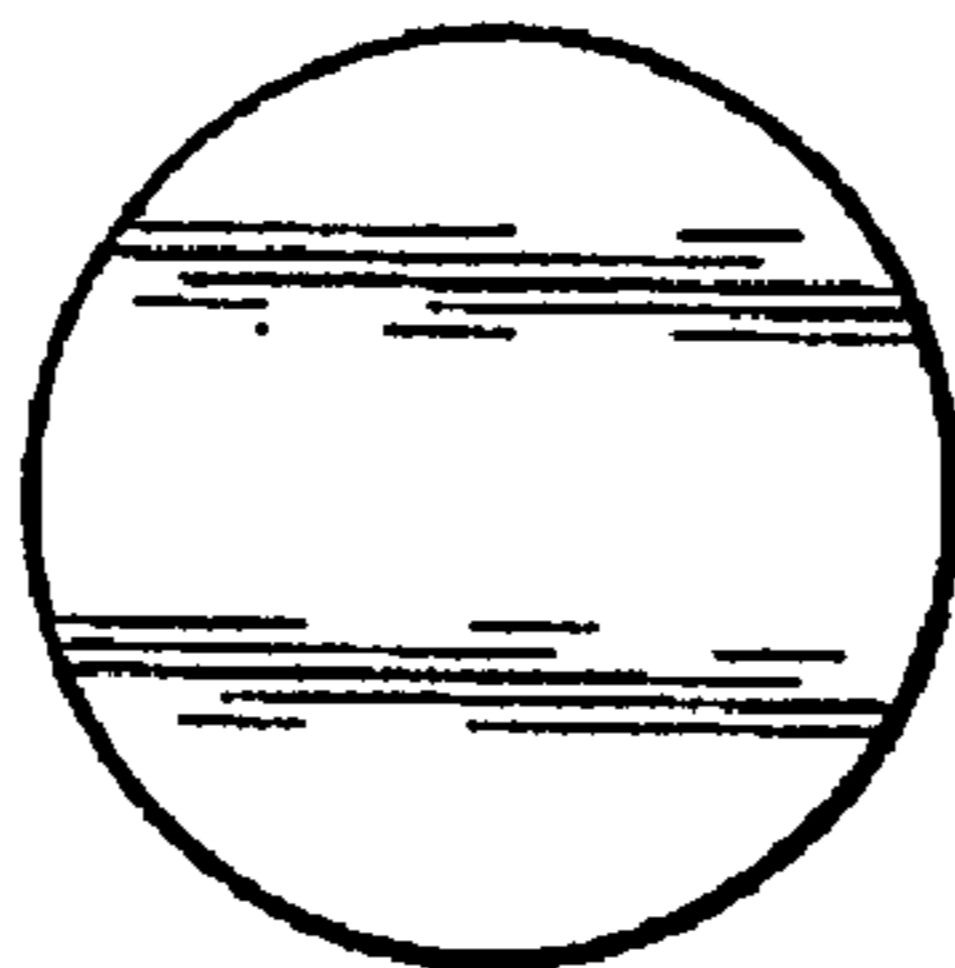


Fig. 4




Fig. 5