

US00D562666S

(12) **United States Design Patent**
Tou

(10) **Patent No.:** **US D562,666 S**

(45) **Date of Patent:** **** Feb. 26, 2008**

(54) **UTILITY KNIFE**

(75) Inventor: **Chie Tou**, Kowloon (HK)

(73) Assignee: **Midas Enterprises (Far East) Limited**, Kowloon (HK)

(**) Term: **14 Years**

(21) Appl. No.: **29/256,746**

(22) Filed: **Mar. 24, 2006**

(51) **LOC (8) Cl.** **08-03**

(52) **U.S. Cl.** **D8/99**

(58) **Field of Classification Search** D8/98,
D8/99, 105, 107; 30/320, 329, 337, 161,
30/162, 2

See application file for complete search history.

(56) **References Cited**

U.S. PATENT DOCUMENTS

5,269,063	A	*	12/1993	Okada	30/162
D386,959	S	*	12/1997	Okada	D8/99
D398,829	S	*	9/1998	Okada	D8/99
D399,114	S	*	10/1998	Okada	D8/99
D436,825	S	*	1/2001	Chen	D8/99
D442,054	S	*	5/2001	Okada et al.	D8/99
D443,807	S	*	6/2001	Okada	D8/99
D453,673	S	*	2/2002	Chen	D8/99
D458,106	S	*	6/2002	Chong	D8/99

D459,189	S	*	6/2002	Chong	D8/99
D497,301	S	*	10/2004	Kondo et al.	D8/99
D499,948	S	*	12/2004	Kondo et al.	D8/99
D511,448	S	*	11/2005	Chen	D8/99
D517,894	S	*	3/2006	Kondo et al.	D8/99
D523,316	S	*	6/2006	Kondo et al.	D8/99

* cited by examiner

Primary Examiner—Philip S. Hyder

(74) *Attorney, Agent, or Firm*—Law Office of Sergei Orel, LLC

(57) **CLAIM**

The ornamental design for a utility knife, as shown and described.

DESCRIPTION

FIG. 1 is a top view of the utility knife showing my new design;

FIG. 2 is a bottom view thereof;

FIG. 3 is a front view thereof;

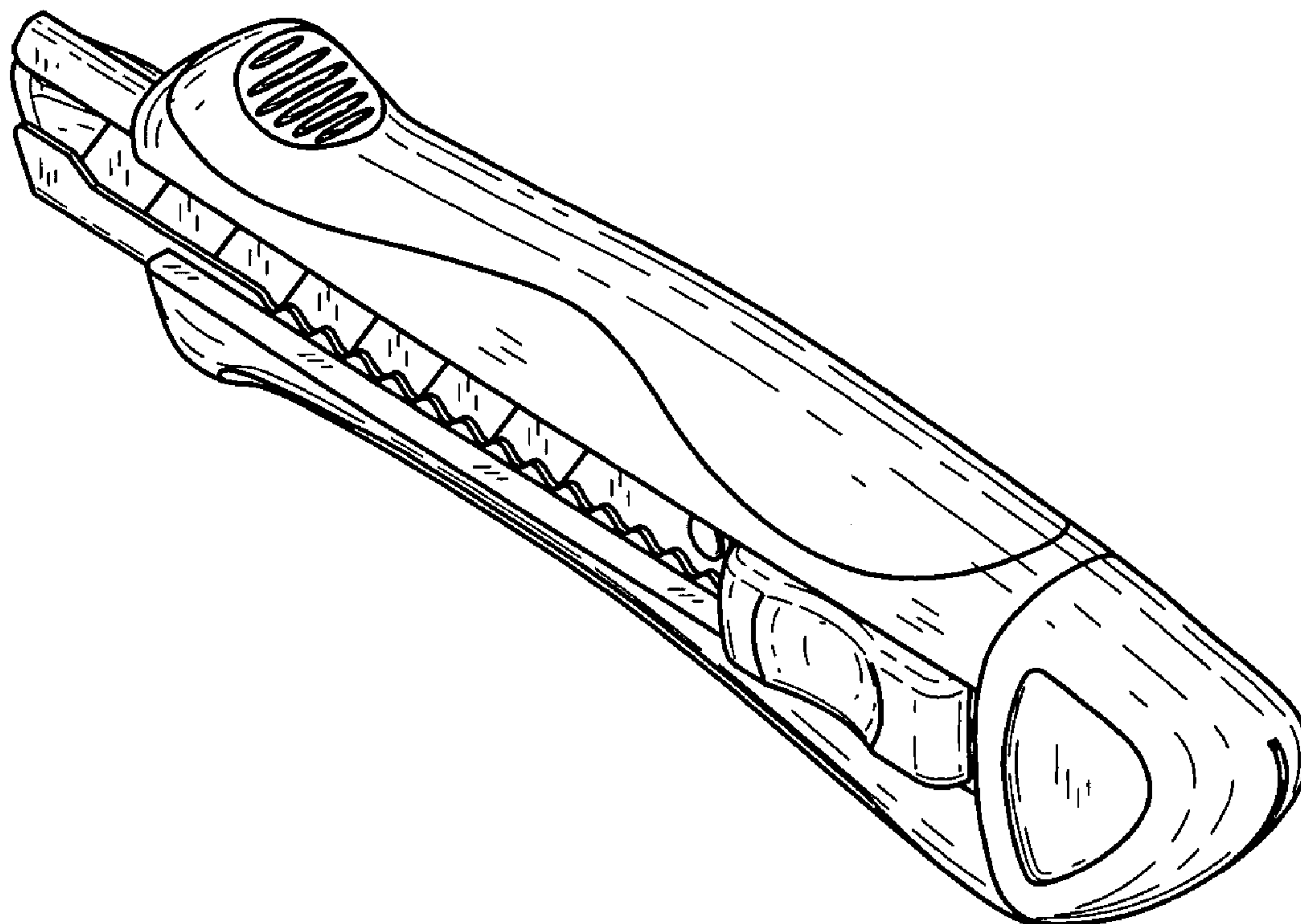
FIG. 4 is a rear view thereof;

FIG. 5 is a side view thereof;

FIG. 6 is a opposite side view thereof; and,

FIG. 7 is a perspective view thereof.

1 Claim, 2 Drawing Sheets



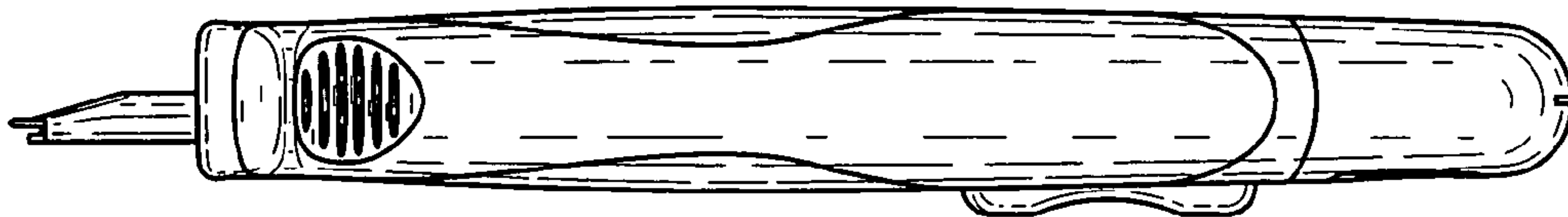


Fig.1




Fig.2

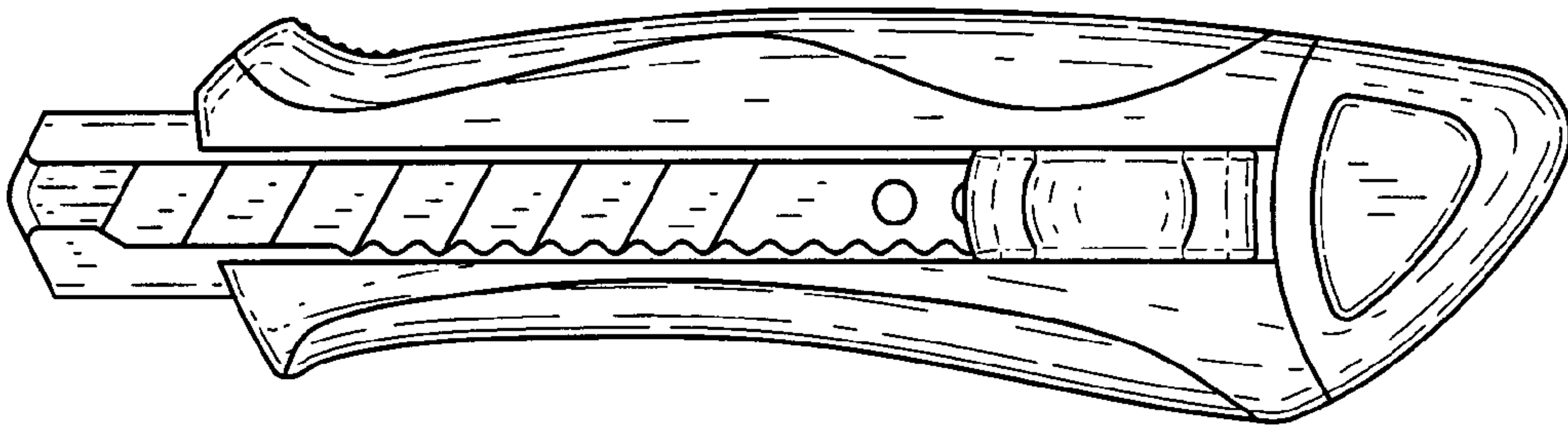


Fig.3

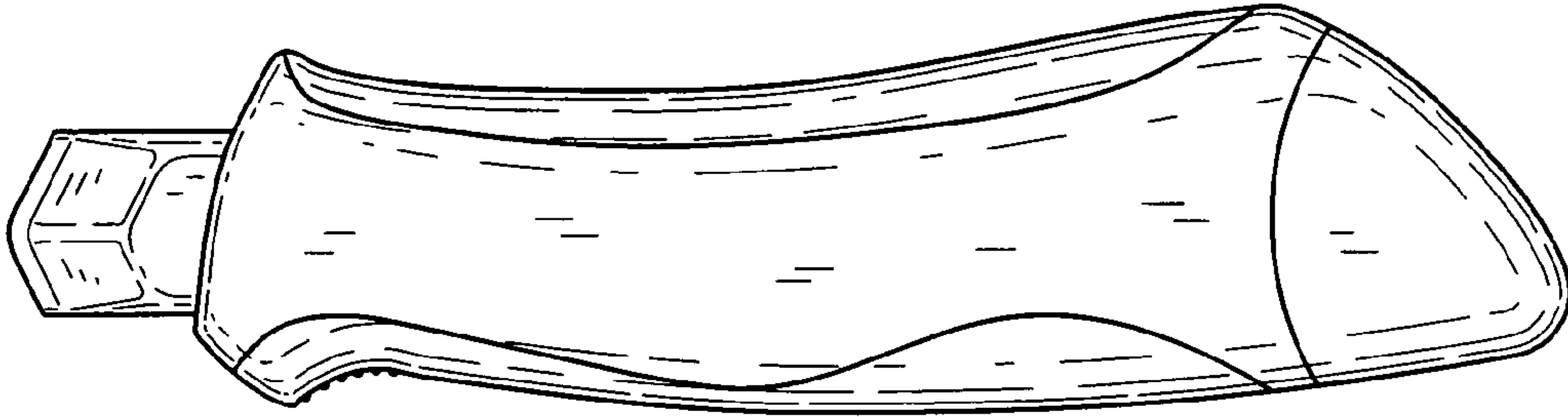


Fig.4

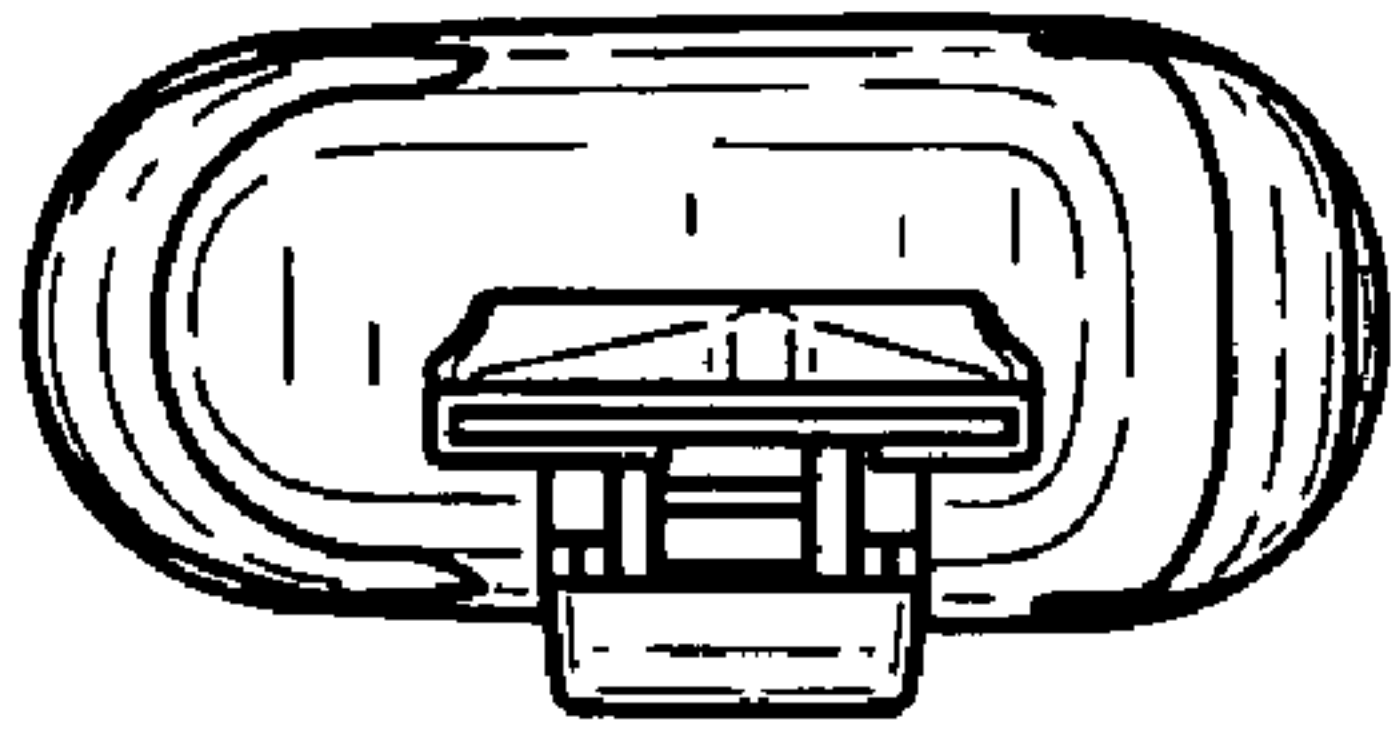


Fig.5

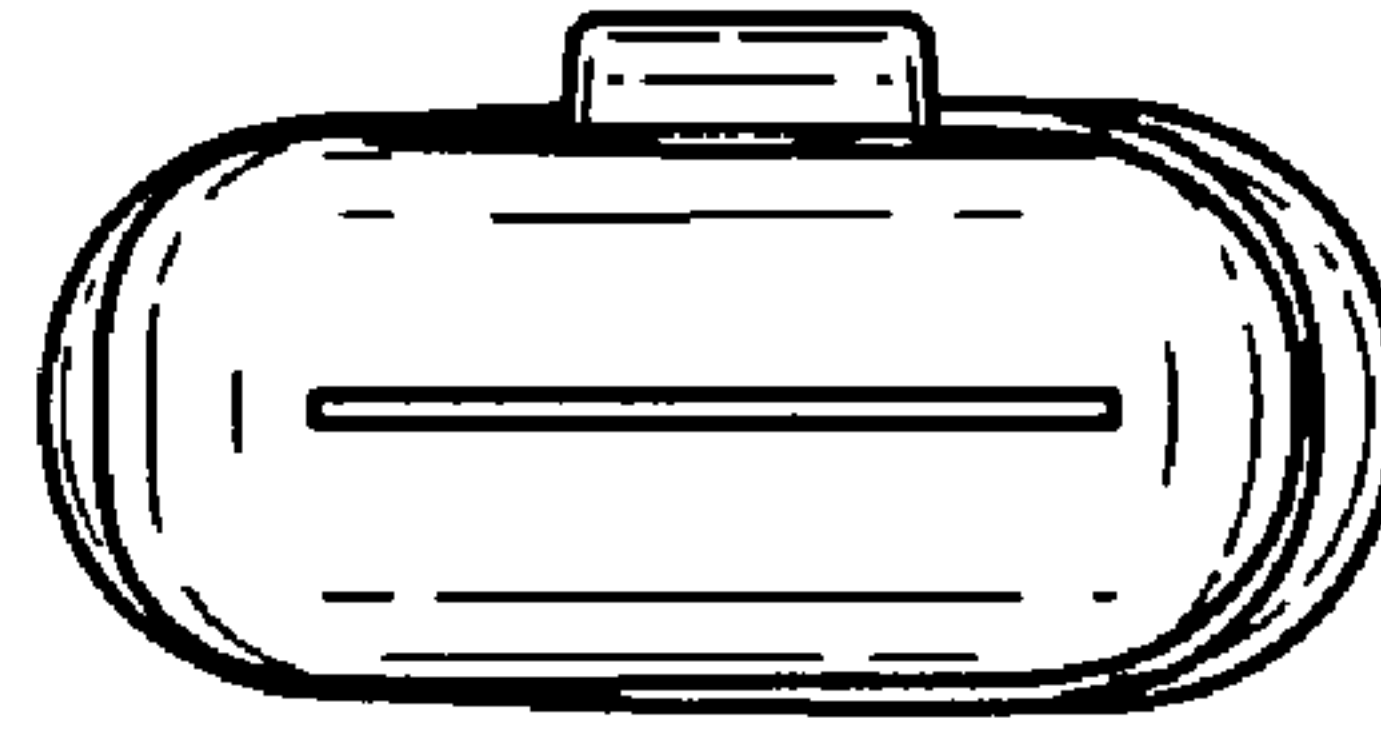


Fig.6

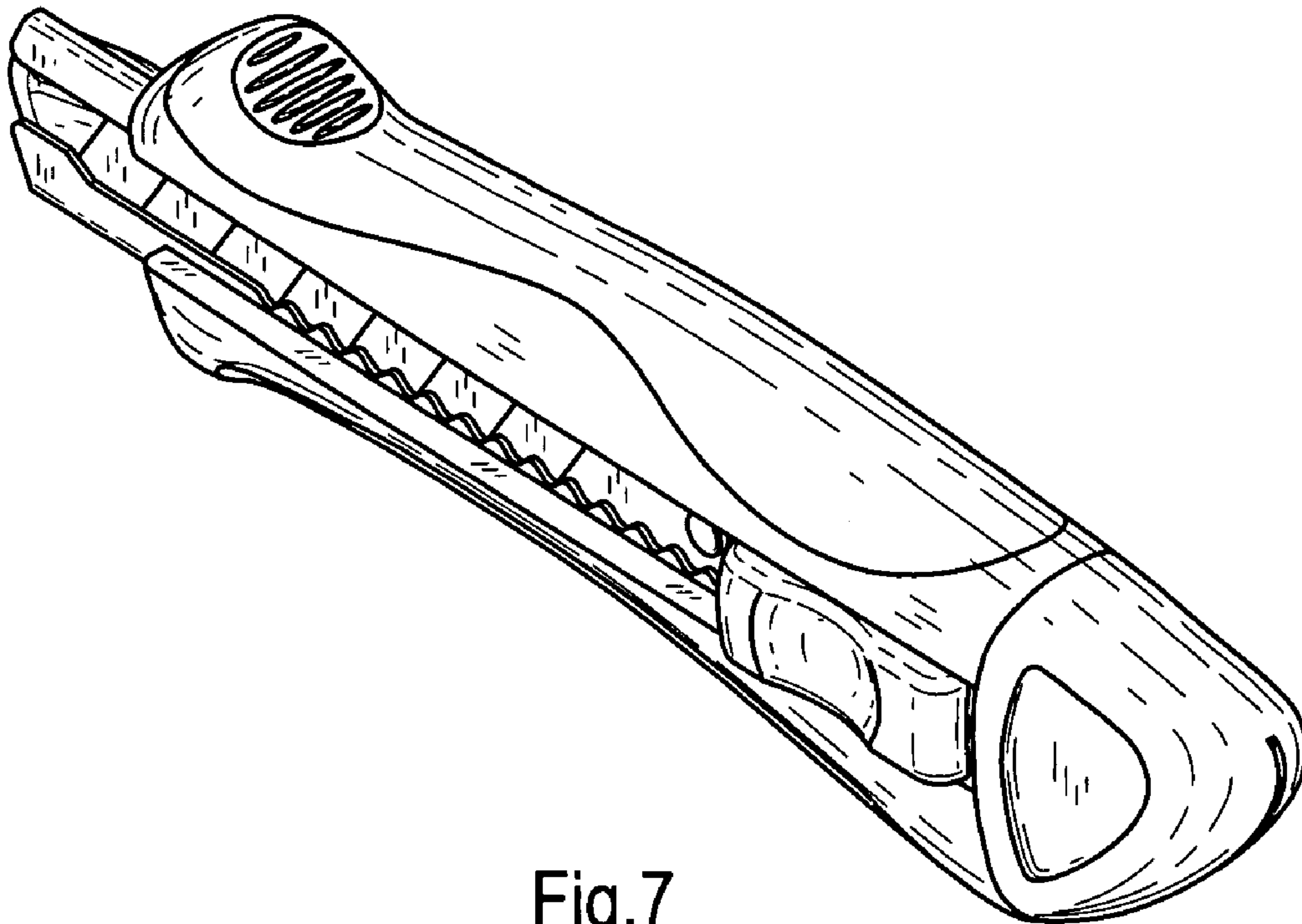


Fig.7