



US00D562657S

(12) **United States Design Patent**
Hsieh

(10) **Patent No.:** **US D562,657 S**

(45) **Date of Patent:** **** Feb. 26, 2008**

(54) **TWISTING SOCKET**

(76) **Inventor:** **Chih-Ching Hsieh**, 235 Chung-Ho Box
8-24, Taipei (TW)

(**) **Term:** **14 Years**

(21) **Appl. No.:** **29/286,499**

(22) **Filed:** **May 9, 2007**

(51) **LOC (8) Cl.** **08-05**

(52) **U.S. Cl.** **D8/29**

(58) **Field of Classification Search** D8/17,
D8/21-29, 105, 107, 52, 55; 81/124.2, 125,
81/125.1, 176.1, 176.2, 177.1, 177.2, 177.3,
81/177.85, 124.3, 124.7, 176.3, 58.3, 300,
81/58.1, 60-63.2, 121.7, 436, 437, 165, 418,
81/166, 168, 169, 170, 179, 160, 3.57, 3.55,
81/58.4, 186, 176.15, 121.1, 489, 490, 22,
81/129, 479, 467, 471, 57.39, 177.9, 185.1;
140/119; 16/422, 429; 7/100, 138, 168,
7/157

See application file for complete search history.

(56) **References Cited**

U.S. PATENT DOCUMENTS

4,502,365 A * 3/1985 Hacker 81/124.6
4,520,697 A * 6/1985 Moetteli 81/62
5,477,434 A * 12/1995 Reed 362/119
5,813,296 A * 9/1998 Hoff et al. 81/177.85

6,851,341 B2 * 2/2005 Iwinski et al. 81/177.85
D526,546 S * 8/2006 Jirele et al. D8/29
7,104,164 B2 * 9/2006 Jirele et al. 81/124.6
2004/0089116 A1 * 5/2004 Cheng 81/177.85
2004/0163502 A1 * 8/2004 Li 81/177.2

OTHER PUBLICATIONS

“Hardware” catalog p. T-23 dated Aug. 2005.*

* cited by examiner

Primary Examiner—Raphael Barkai
Assistant Examiner—Randall H Gholson

(57) **CLAIM**

The ornamental design for a twisting socket, as shown and described.

DESCRIPTION

FIG. 1 is a perspective view of a twisting socket showing my new design;

FIG. 2 is a front elevational view thereof;

FIG. 3 is a rear elevational view thereof;

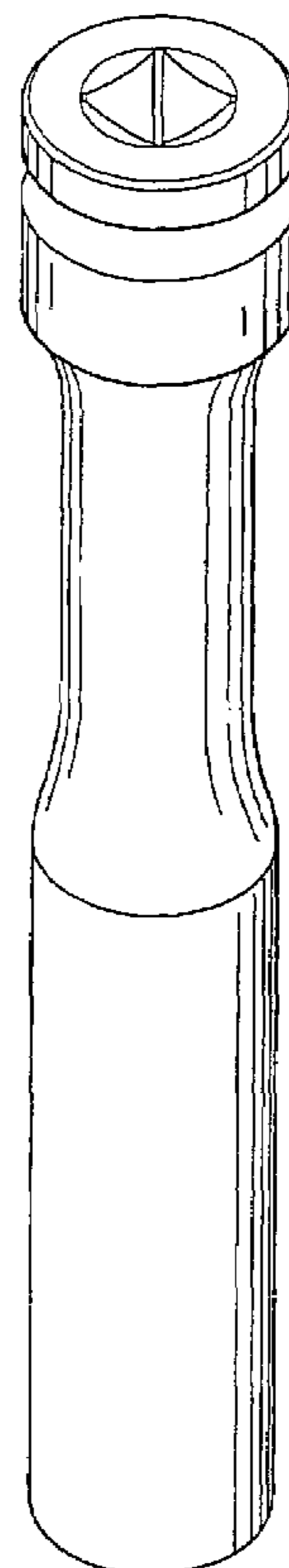
FIG. 4 is a left side view thereof;

FIG. 5 is a right side view thereof;

FIG. 6 is a top plan view thereof; and,

FIG. 7 is a bottom plan view thereof.

1 Claim, 4 Drawing Sheets



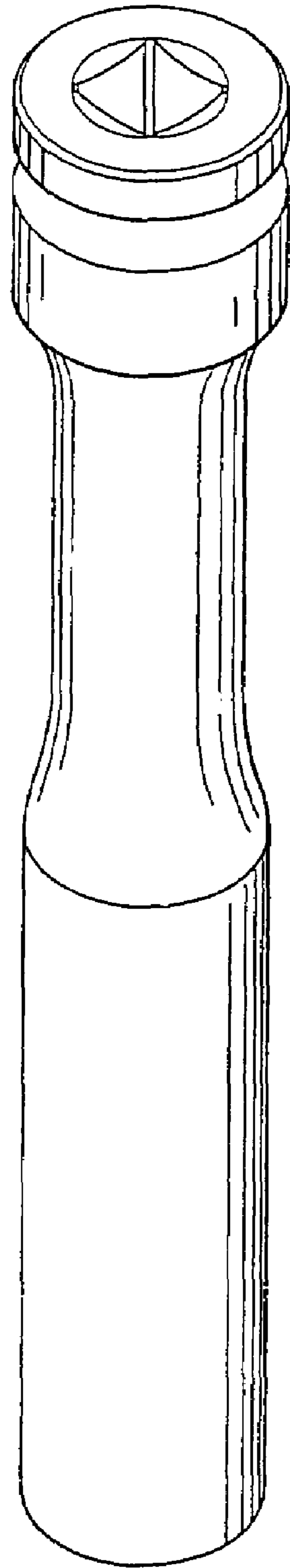


FIG. 1

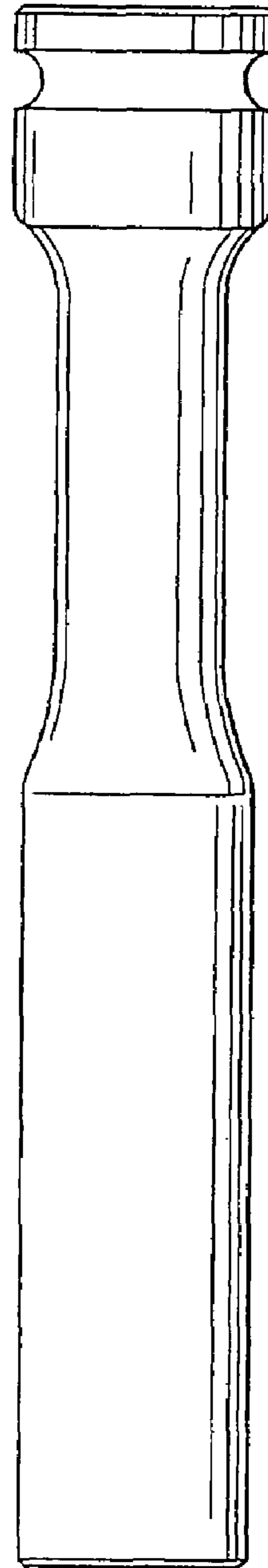
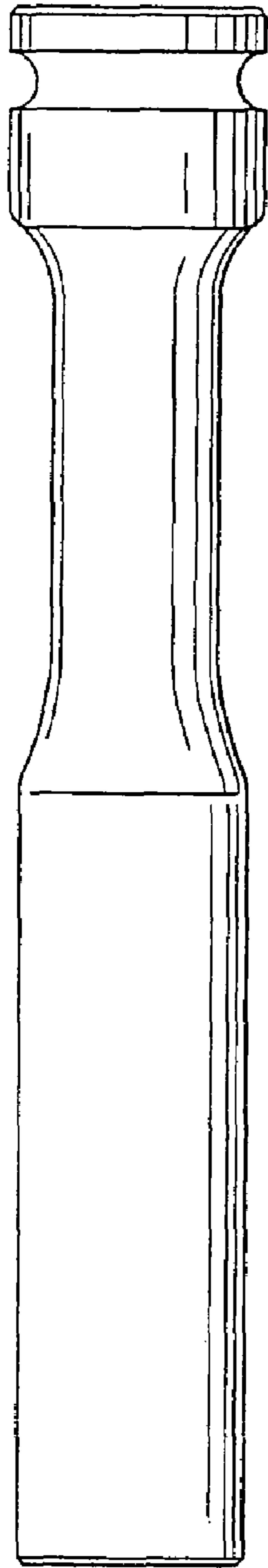


FIG. 2

FIG. 3

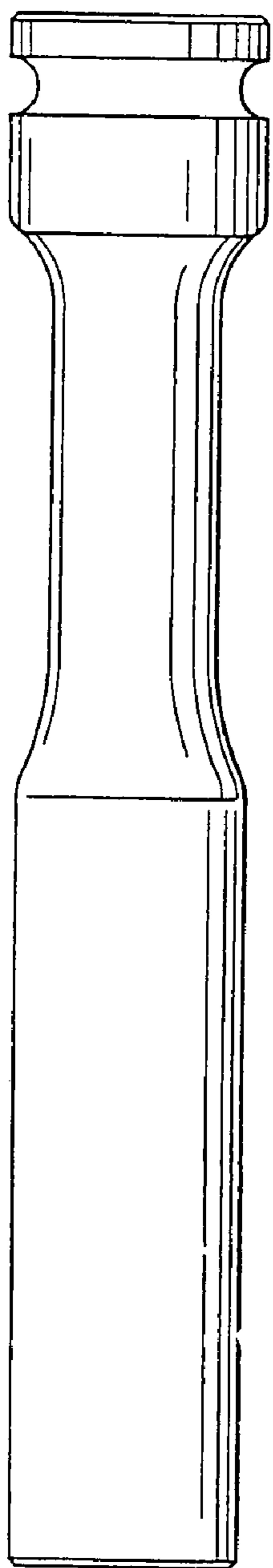


FIG. 4




FIG. 5

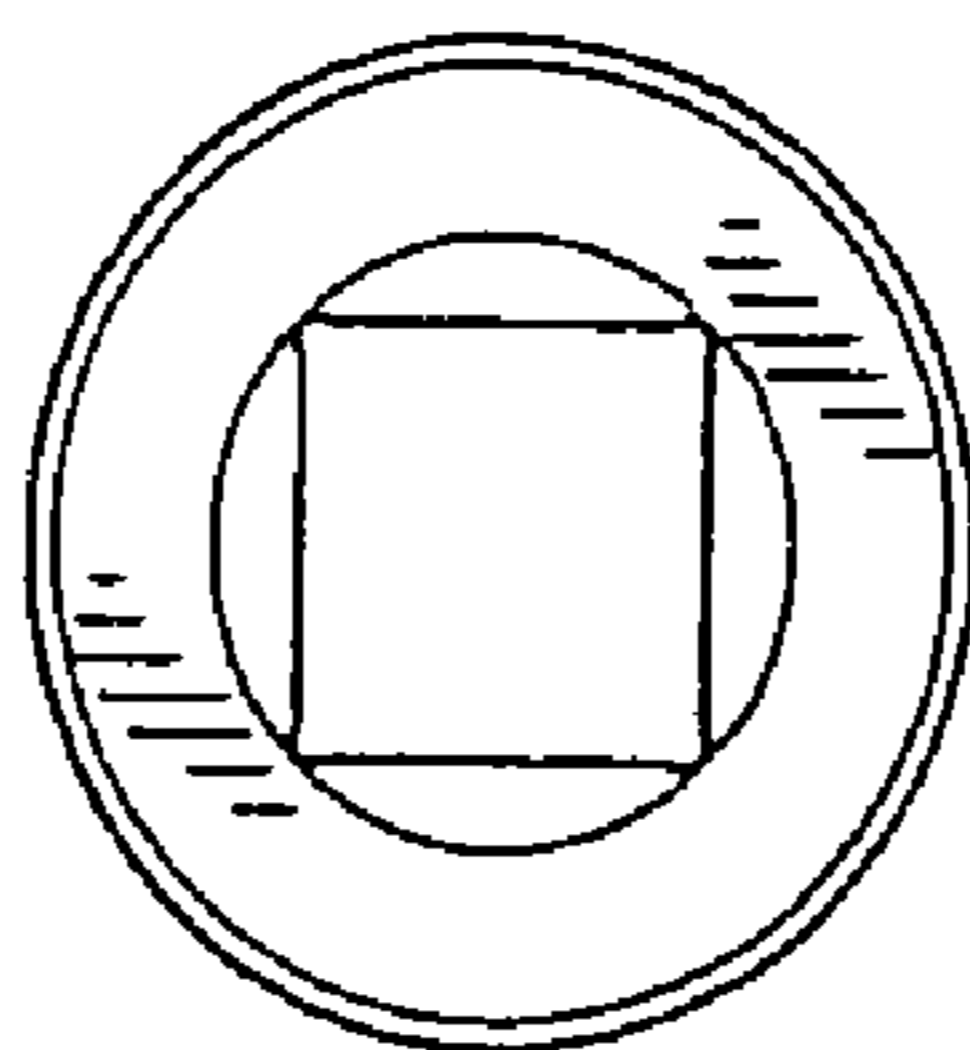


FIG. 6

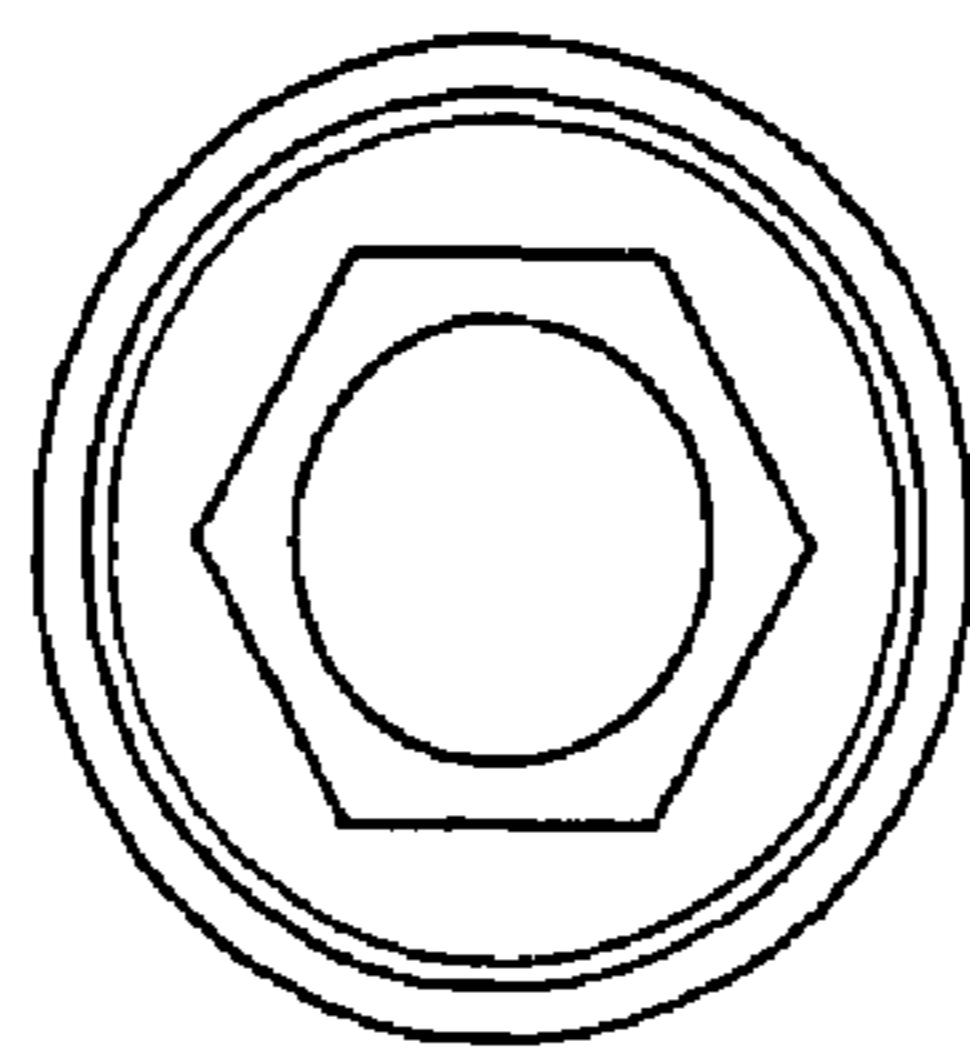


FIG. 7