

US00D562653S

(12) **United States Design Patent** (10) **Patent No.:** **US D562,653 S**
Hu (45) **Date of Patent:** **** Feb. 26, 2008**

(54) **WRENCH**

(76) Inventor: **Bobby Hu**, 8F, No. 536~1, Ta Chin Street, Taichung (TW)

(**) Term: **14 Years**

(21) Appl. No.: **29/244,305**

(22) Filed: **Dec. 7, 2005**

(51) **LOC (8) Cl.** **08-05**

(52) **U.S. Cl.** **D8/27**

(58) **Field of Classification Search** D8/17,
D8/21-29, 105, 107, 52, 55; 81/124.2, 125,
81/125.1, 176.1, 176.2, 177.1, 177.2, 177.3,
81/177.8, 5, 124.3, 124.7, 176.3, 58.3, 300,
81/58.1, 60-63.2, 121.7, 436, 437, 165, 418,
81/166, 168, 169, 170, 179, 160, 3.57, 3.55,
81/58.4, 186, 176.15, 121.1, 489, 490, 22,
81/129, 479, 467, 471, 57.39, 177.9, 185.1;
140/119; 16/422, 429; 7/100, 138, 168,
7/157

See application file for complete search history.

(56) **References Cited**

U.S. PATENT DOCUMENTS

5,066,529	A *	11/1991	Huber et al.	428/41.6
5,549,938	A *	8/1996	Nesbitt	428/17
D420,263	S *	2/2000	Wei	D8/28
6,127,022	A *	10/2000	Pretorius	428/195.1
6,477,759	B2 *	11/2002	Hu	29/527.2
D474,613	S *	5/2003	Hexels	D5/62
6,647,834	B2 *	11/2003	Hu	81/119
D505,792	S *	6/2005	Stieneker	D5/62
D507,465	S *	7/2005	Hu	D8/27
6,912,937	B2 *	7/2005	Tuanmu	81/119
D507,946	S *	8/2005	Hsien	D8/28
D540,545	S *	4/2007	Doose	D5/62

* cited by examiner

Primary Examiner—Raphael Barkai
Assistant Examiner—Randall H Gholson

(74) *Attorney, Agent, or Firm*—Alan Kamrath; Kamrath & Associates PA

(57) **CLAIM**

The ornamental design for a wrench, as shown and described.

DESCRIPTION

FIG. 1 is a perspective view of a wrench showing my new design in which the broken line is for illustrative purposes only and forms no part of the claimed design;

FIG. 2 is a front view thereof in which the broken line is for illustrative purposes only and forms no part of the claimed design;

FIG. 3 is a rear view thereof in which the broken line is for illustrative purposes only and forms no part of the claimed design;

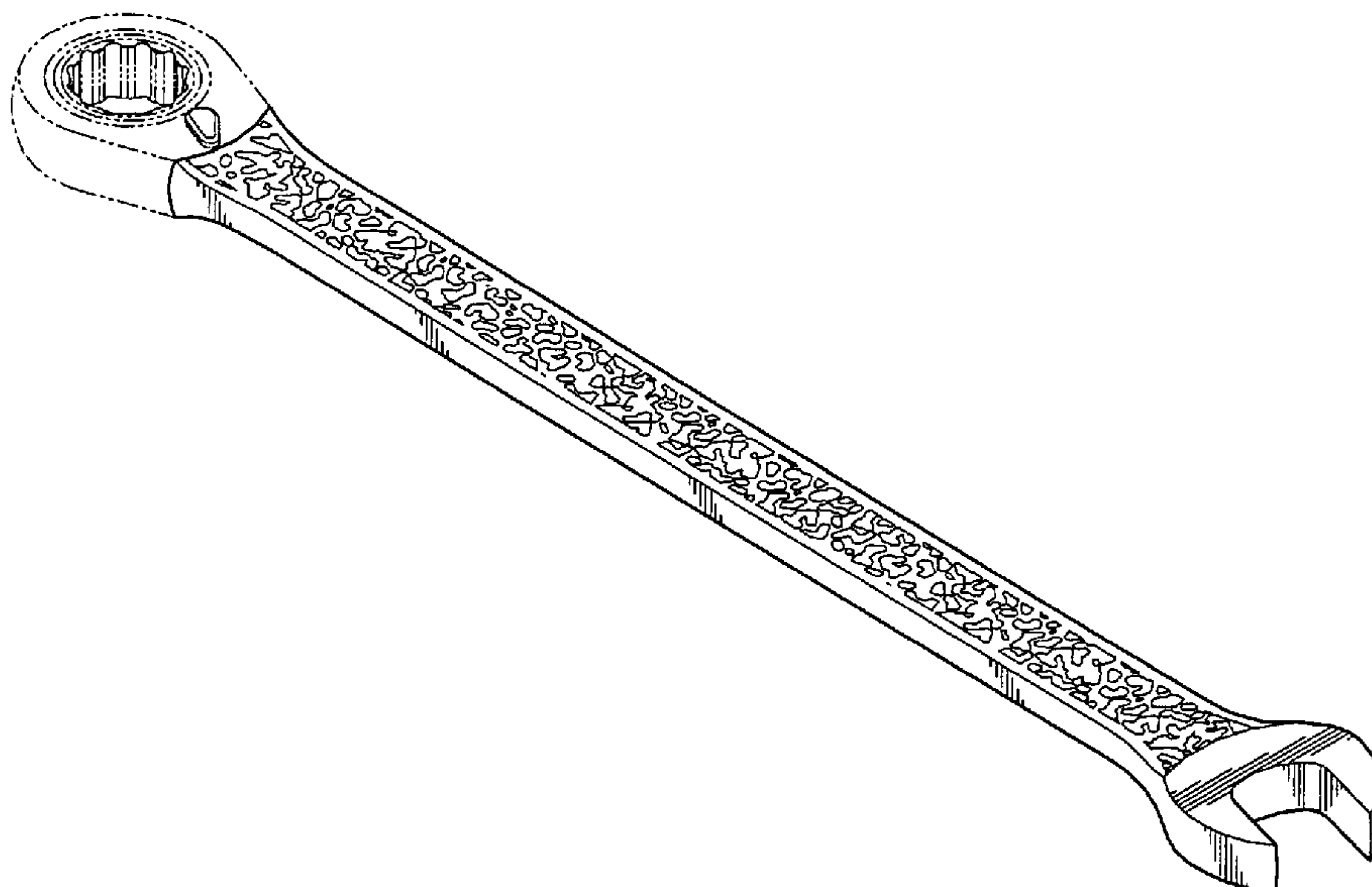
FIG. 4 is a left view thereof in which the broken line is for illustrative purposes only and forms no part of the claimed design;

FIG. 5 is a right view thereof in which the broken line is for illustrative purposes only and forms no part of the claimed design;

FIG. 6 is a top view thereof in which the broken line is for illustrative purposes only and forms no part of the claimed design; and,

FIG. 7 is a bottom view thereof in which the broken line is for illustrative purposes only and forms no part of the claimed design.

1 Claim, 2 Drawing Sheets



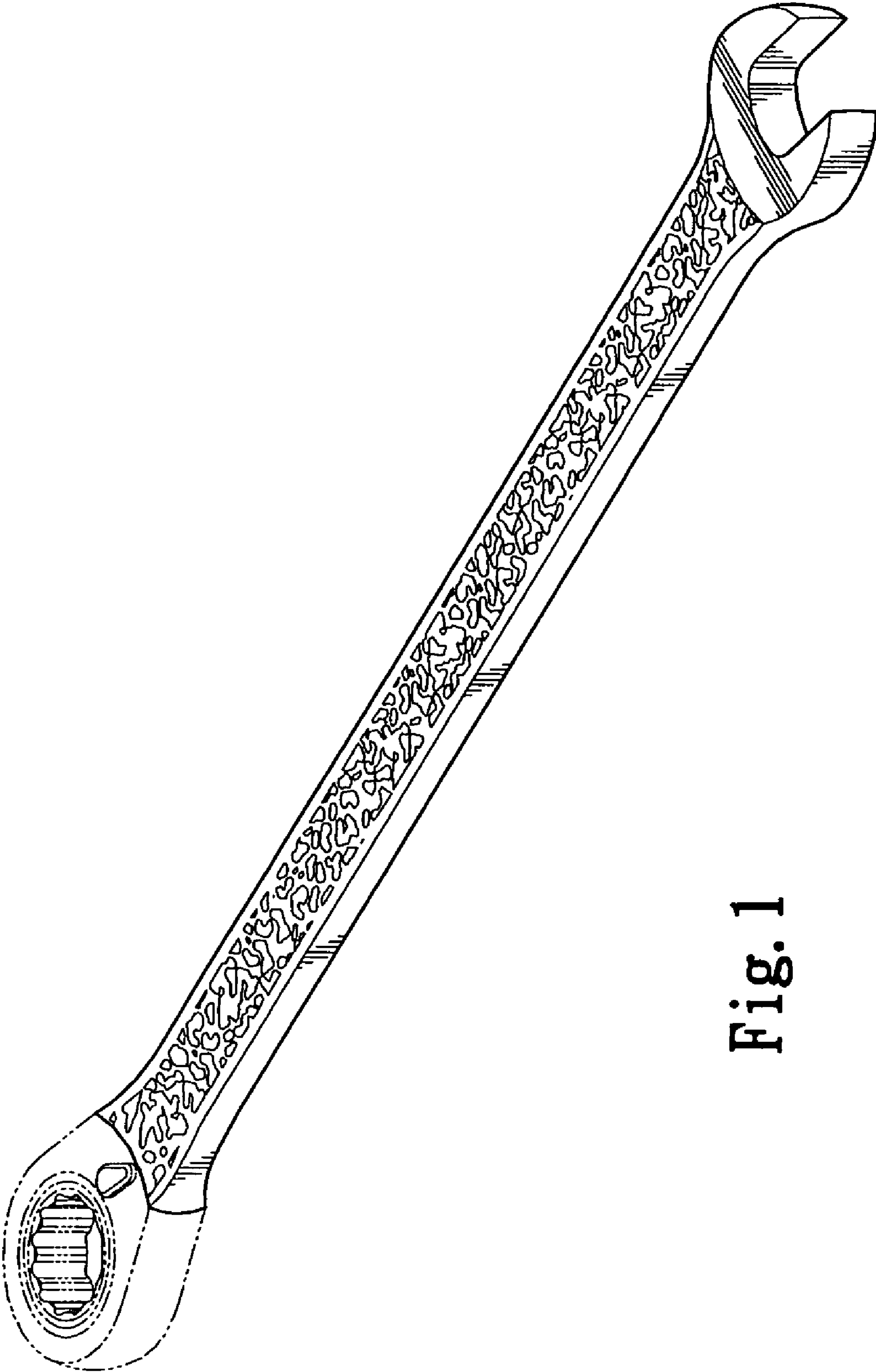


Fig. 1

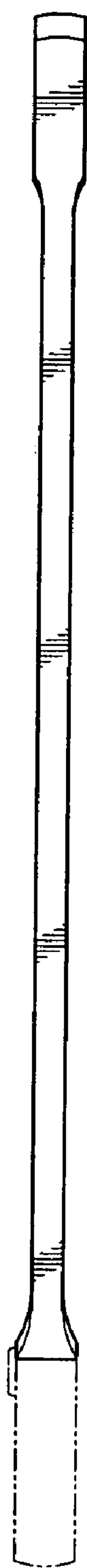


Fig. 2

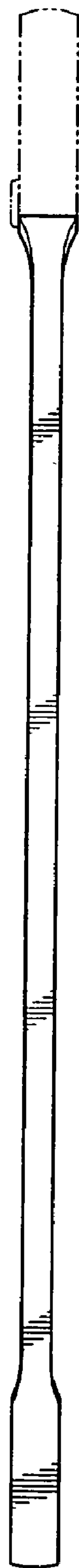


Fig. 3

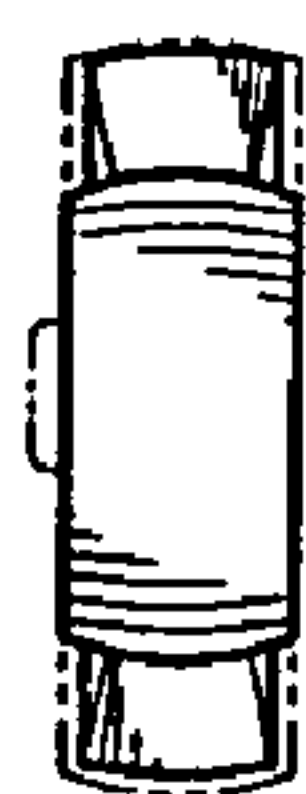


Fig. 4

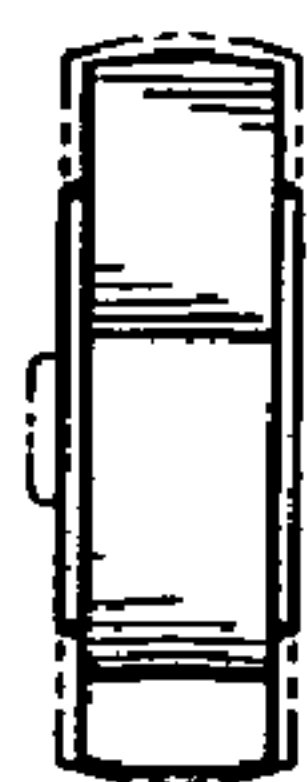


Fig. 5

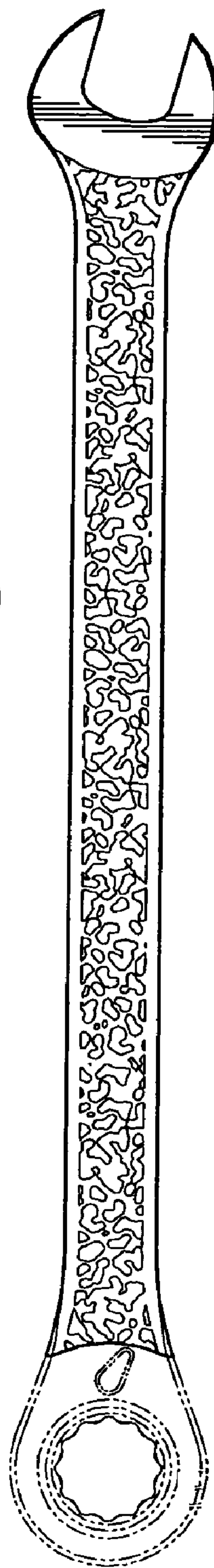


Fig. 6

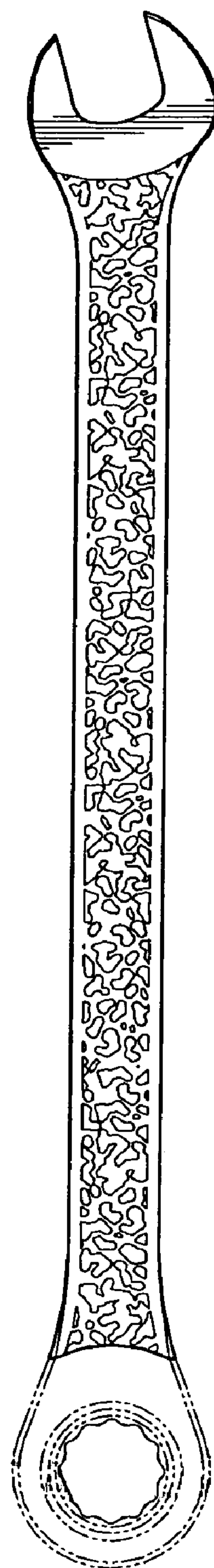


Fig. 7