



US00D562643S

(12) **United States Design Patent**
Morrison

(10) **Patent No.:** **US D562,643 S**

(45) **Date of Patent:** **** Feb. 26, 2008**

(54) **FLATWARE HANDLE ORNAMENTATION**

(75) Inventor: **Robert Scott Morrison**, Osterville, MA (US)

(73) Assignee: **Cambridge Silversmiths Ltd., Inc.**, Fairfield, NJ (US)

(**) Term: **14 Years**

(21) Appl. No.: **29/280,611**

(22) Filed: **Jun. 1, 2007**

Related U.S. Application Data

(62) Division of application No. 29/265,146, filed on Aug. 25, 2006.

(51) **LOC (8) Cl.** **07-03**

(52) **U.S. Cl.** **D7/642**

(58) **Field of Classification Search** D7/368, D7/393, 395, 401.2, 575, 669, 642-664, 676, D7/683, 688-692; D8/14, 82, 83, 88, 89, D8/107; D10/64; D11/5, 8, 16, 75, 79; 33/199 R; 83/129, 137, 141, 142, 147-150, 322-329, 83/340, 13, 342-345; 99/357, 403, 413; 222/191; 294/2; 416/70 R; 63/3, 3.1; 84/375, 84/457, 409; 30/322-329; 59/80

See application file for complete search history.

(56) **References Cited**

U.S. PATENT DOCUMENTS

D104,867 S *	6/1937	McIntosh	D10/64
D128,168 S *	7/1941	Meyer	D11/8
D150,323 S *	7/1948	Stratton	D7/653
2,722,153 A *	11/1955	Greco	84/375
3,218,724 A *	11/1965	Schaumberger	33/199 R
D230,765 S *	3/1974	Filson	D10/64
D249,655 S *	9/1978	Gullaksen et al.	D10/64
D257,017 S *	9/1980	Barr	D11/16

D257,026 S *	9/1980	Barr	D11/75
D265,803 S *	8/1982	Barr	D11/8
D280,593 S *	9/1985	Kendall	D8/14
D297,092 S *	8/1988	Leung	D7/692
D345,512 S *	3/1994	Gaenzle	D10/64
D383,519 S *	9/1997	Lainhart	D22/118
D403,204 S *	12/1998	Kwok	D7/401.2
D415,928 S *	11/1999	Kaposi et al.	D7/401.2
D467,783 S *	12/2002	Onion	D8/107
D471,066 S *	3/2003	Chen	D7/662
D471,770 S *	3/2003	Teuber	D7/645
D471,826 S *	3/2003	Rosenstein	D10/64
D473,617 S *	4/2003	Rae	D22/118
D473,623 S *	4/2003	Rae	D22/118
D475,640 S *	6/2003	Mangelsen	D10/64
D484,009 S *	12/2003	Shing	D7/652
D502,526 S *	3/2005	Rae	D22/118
D545,637 S *	7/2007	Curtin	D7/650

* cited by examiner

Primary Examiner—Caron D. Veynar

Assistant Examiner—Ricky Pham

(74) *Attorney, Agent, or Firm*—Schweitzer Cornman Gross & Bondell LLP

(57) **CLAIM**

The ornamental design for a flatware handle ornamentation, as shown and described.

DESCRIPTION

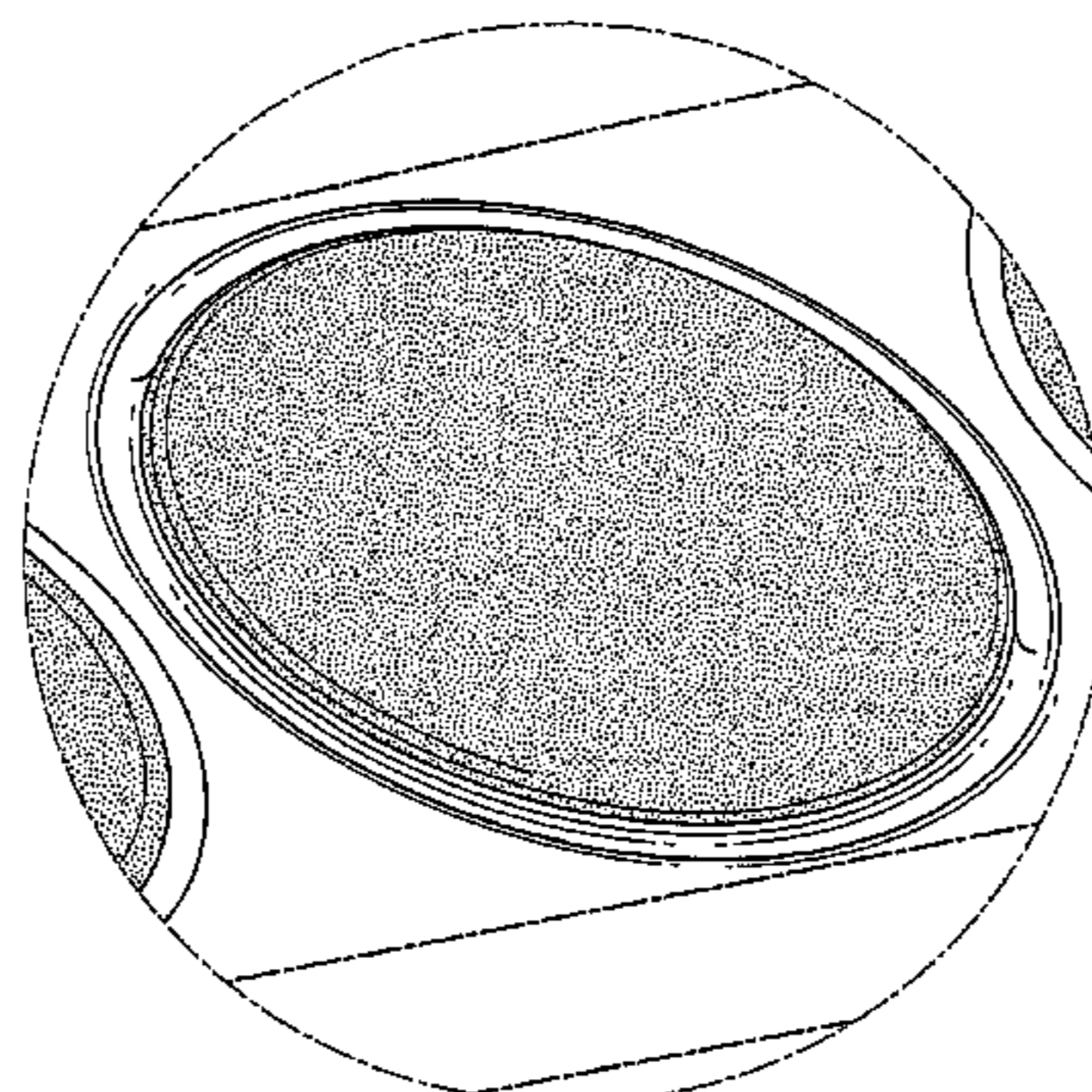
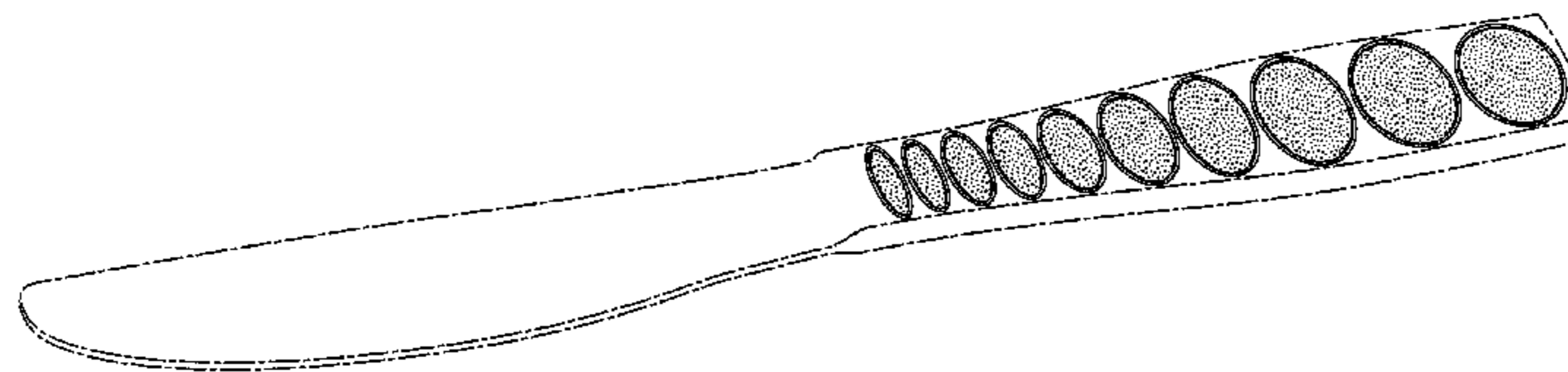
FIG. 1 is a perspective view of flatware handle ornamentation showing my new design;

FIG. 2 is a front elevational view thereof; and,

FIG. 3 is an enlarged perspective view of one of the circular details, the others being identical.

The broken lines shown in the drawings are for illustration purposes only and form no part of the claimed design.

1 Claim, 2 Drawing Sheets



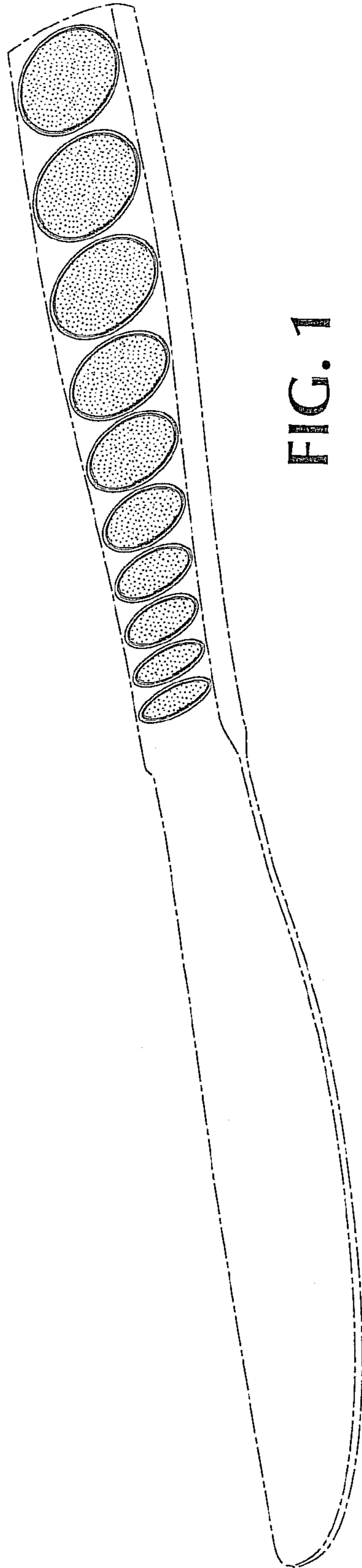


FIG. 1

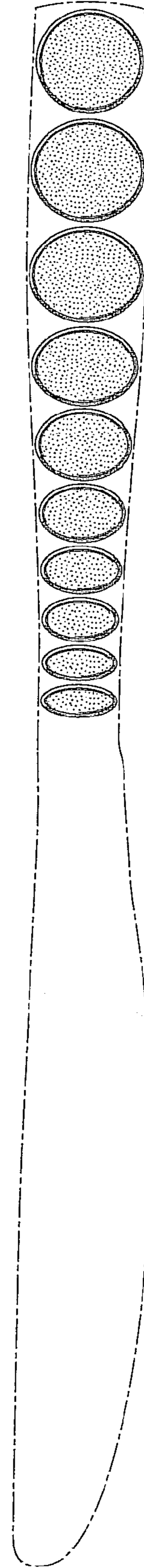


FIG. 2

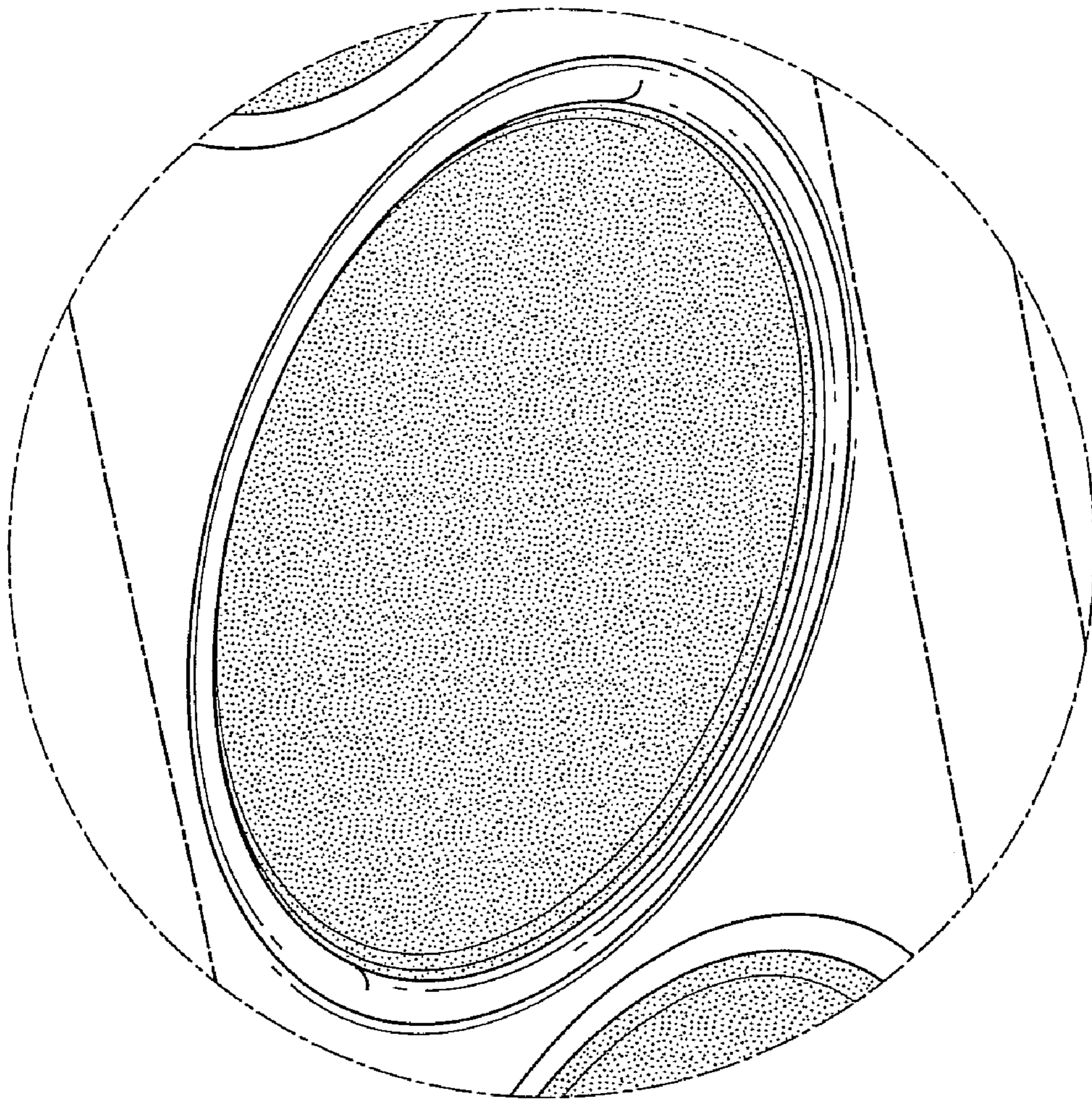


FIG. 3