



US00D562642S

(12) **United States Design Patent**  
**Schmidt**

(10) **Patent No.:** **US D562,642 S**  
(45) **Date of Patent:** **\*\* Feb. 26, 2008**

(54) **REVOLVING UTENSIL HOLDER**  
(75) Inventor: **George Schmidt**, Douglaston, NY (US)  
(73) Assignee: **MSA Product, Inc.**, Nyack, NY (US)  
(\*\*) Term: **14 Years**  
(21) Appl. No.: **29/285,207**  
(22) Filed: **Mar. 23, 2007**

(51) **LOC (8) Cl.** ..... **06-04**  
(52) **U.S. Cl.** ..... **D7/640; D34/1**  
(58) **Field of Classification Search** ..... D7/637-641;  
D32/3, 55; D34/1, 7; D3/304, 313, 314;  
211/41.2, 60.1, 70.06, 70.07, 71.01; D19/65,  
D19/77, 78, 81, 84  
See application file for complete search history.

(56) **References Cited**  
U.S. PATENT DOCUMENTS

3,529,742 A \* 9/1970 Cumming ..... 211/70.7  
D326,394 S \* 5/1992 Rymoen ..... D7/641  
D331,477 S \* 12/1992 Michael et al. .... D32/3  
D334,265 S \* 3/1993 Giugiaro ..... D32/55

D406,214 S \* 3/1999 Tisdale ..... D7/640  
D431,907 S \* 10/2000 Andujar et al. .... D3/304  
D483,918 S \* 12/2003 Yeh ..... D34/1

\* cited by examiner

*Primary Examiner*—Terry A Wallace  
(74) *Attorney, Agent, or Firm*—Gerald E. Hespos; Anthony J. Casella

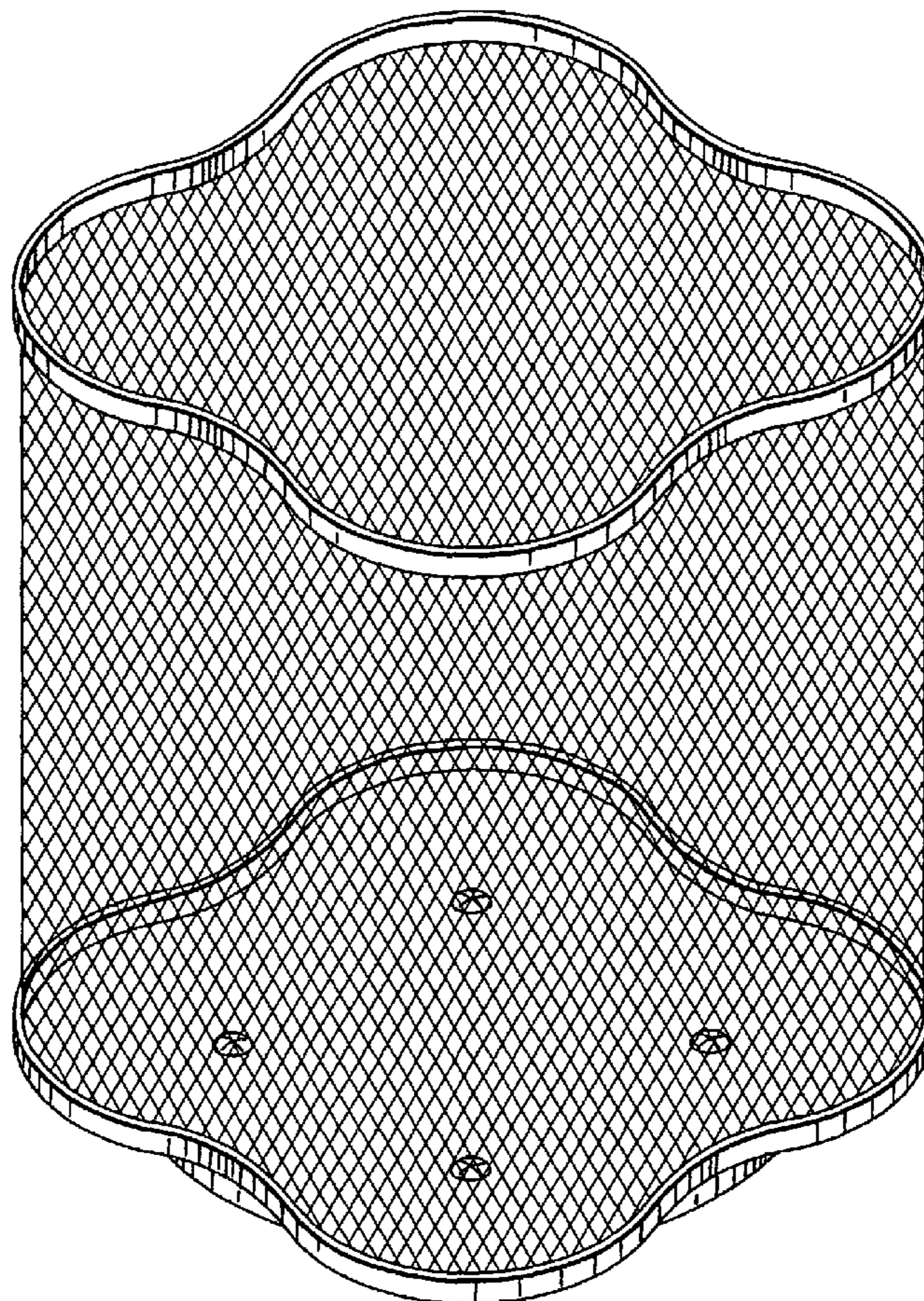
(57) **CLAIM**

The ornamental design for a revolving utensil holder, as shown and described.

**DESCRIPTION**

FIG. 1 is a perspective view of a revolving utensil holder in accordance with my design;  
FIG. 2 is a top plan view of the revolving utensil holder of FIG. 1;  
FIG. 3 is a front elevational view of the revolving utensil holder, with the rear elevational view and the left and right elevational views being substantially identical; and,  
FIG. 4 is a bottom plan view of the revolving utensil holder.

**1 Claim, 2 Drawing Sheets**



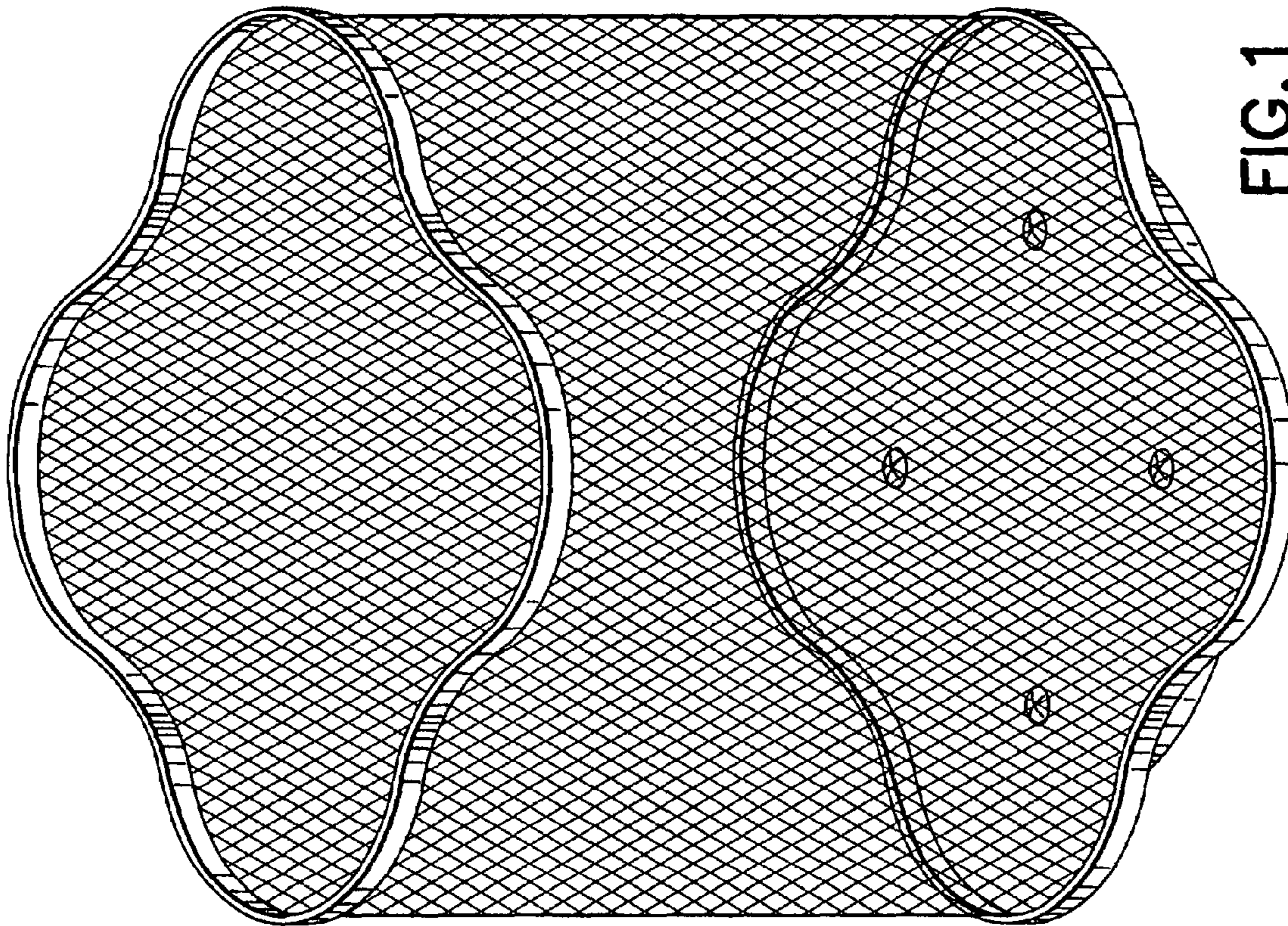


FIG. 1

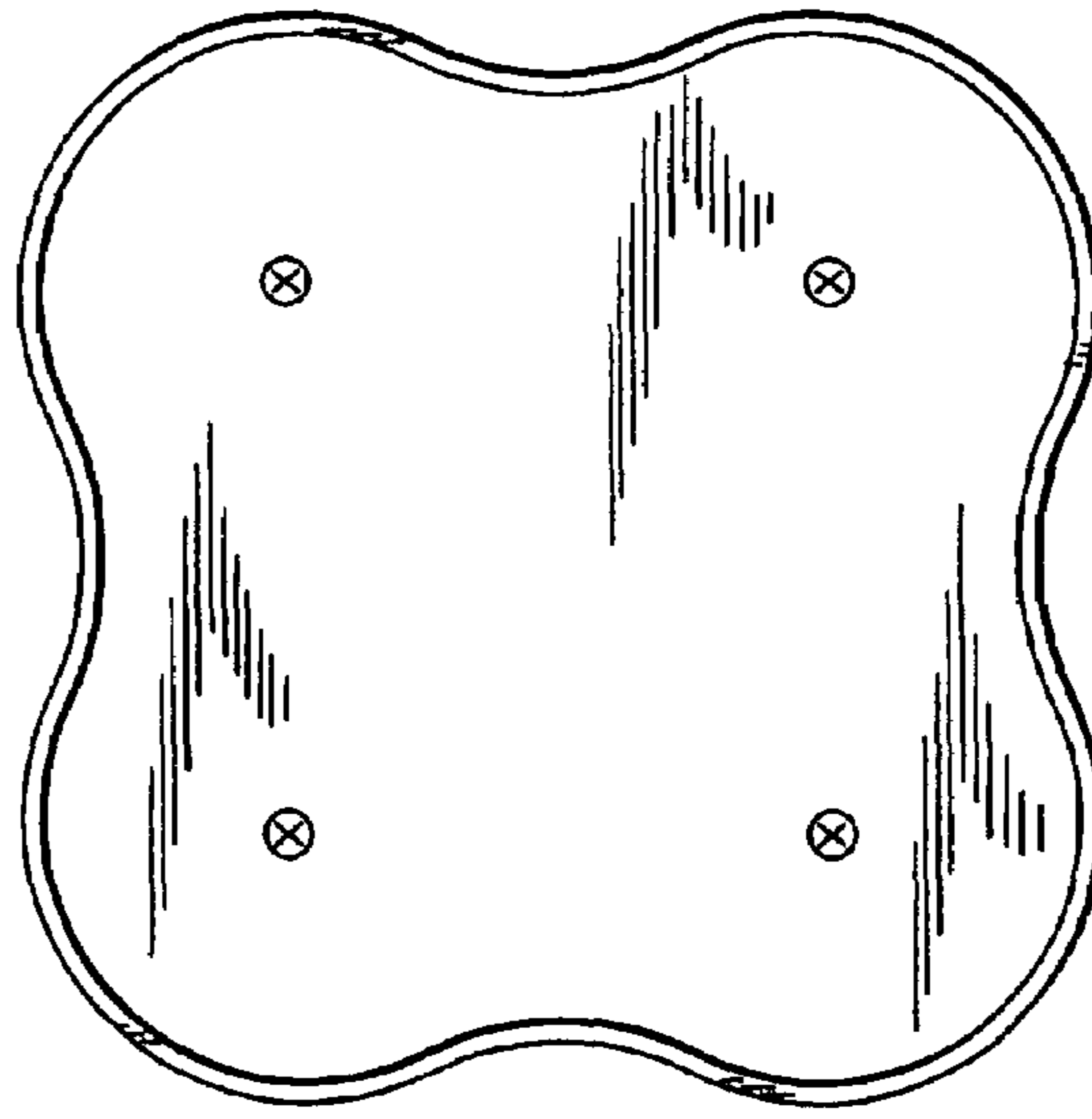


FIG. 2




FIG. 3

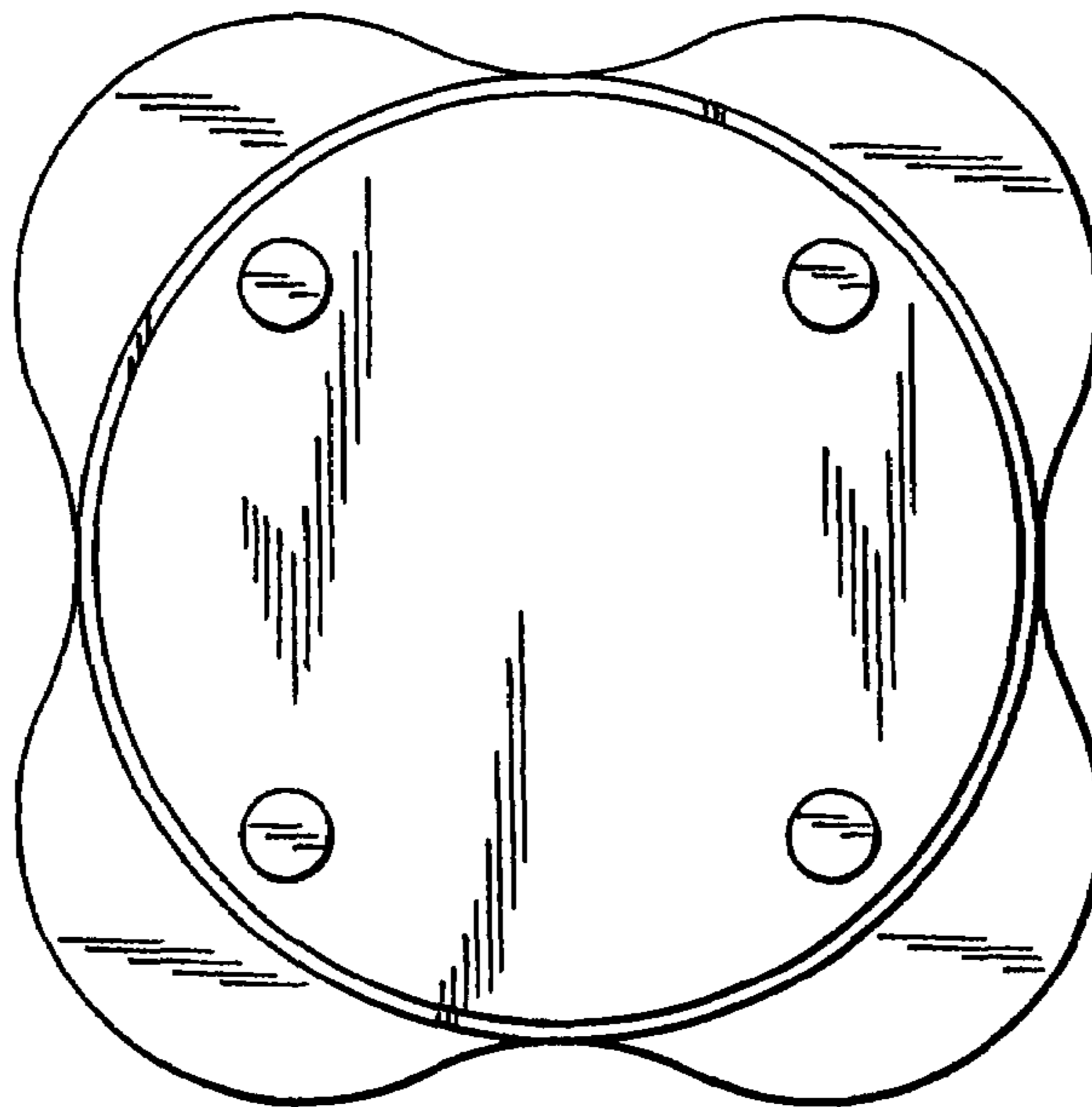


FIG. 4