

US00D562641S

(12) **United States Design Patent** (10) **Patent No.:** **US D562,641 S**  
**Dretzka** (45) **Date of Patent:** **\*\* Feb. 26, 2008**

(54) **CUTLERY TRAY**

(75) Inventor: **Philip C. Dretzka**, Mariemont, OH  
(US)

(73) Assignee: **InterDesign, Inc.**, Solon, OH (US)

(\*\*) Term: **14 Years**

(21) Appl. No.: **29/272,465**

(22) Filed: **Feb. 8, 2007**

(51) **LOC (8) Cl.** ..... **06-04**

(52) **U.S. Cl.** ..... **D7/637**

(58) **Field of Classification Search** ..... D7/637-641,  
D7/601, 550.1, 553.1, 553.2; D19/75, 77,  
D19/81-83, 86, 92; D3/304, 313, 314; 206/553,  
206/557, 562, 564, 561, 815; 220/23.83;  
D6/510; 211/60.1, 70.1, 70.7, 70.6  
See application file for complete search history.

(56) **References Cited**

**U.S. PATENT DOCUMENTS**

D332,553 S \* 1/1993 Giugiaro ..... D7/637  
D455,921 S \* 4/2002 Quinn ..... D6/510  
6,467,622 B1 \* 10/2002 Hull ..... 206/553

**OTHER PUBLICATIONS**

InterDesign, Inc. Product Brochure—2000, p. 46.  
InterDesign, Inc. Product Brochure—2001, p. 10.

InterDesign, Inc. Product Brochure—2003, p. 56.

\* cited by examiner

*Primary Examiner*—Terry A Wallace

(74) *Attorney, Agent, or Firm*—D. Peter Hochberg; Sean  
Mellino

(57) **CLAIM**

The ornamental design for a cutlery tray, as shown and  
described.

**DESCRIPTION**

FIG. 1 is a perspective view of the cutlery tray according to  
the invention;

FIG. 2 is a front view of the cutlery tray as shown in FIG.  
1;

FIG. 3 is a top view of the cutlery tray as shown in FIG. 1;

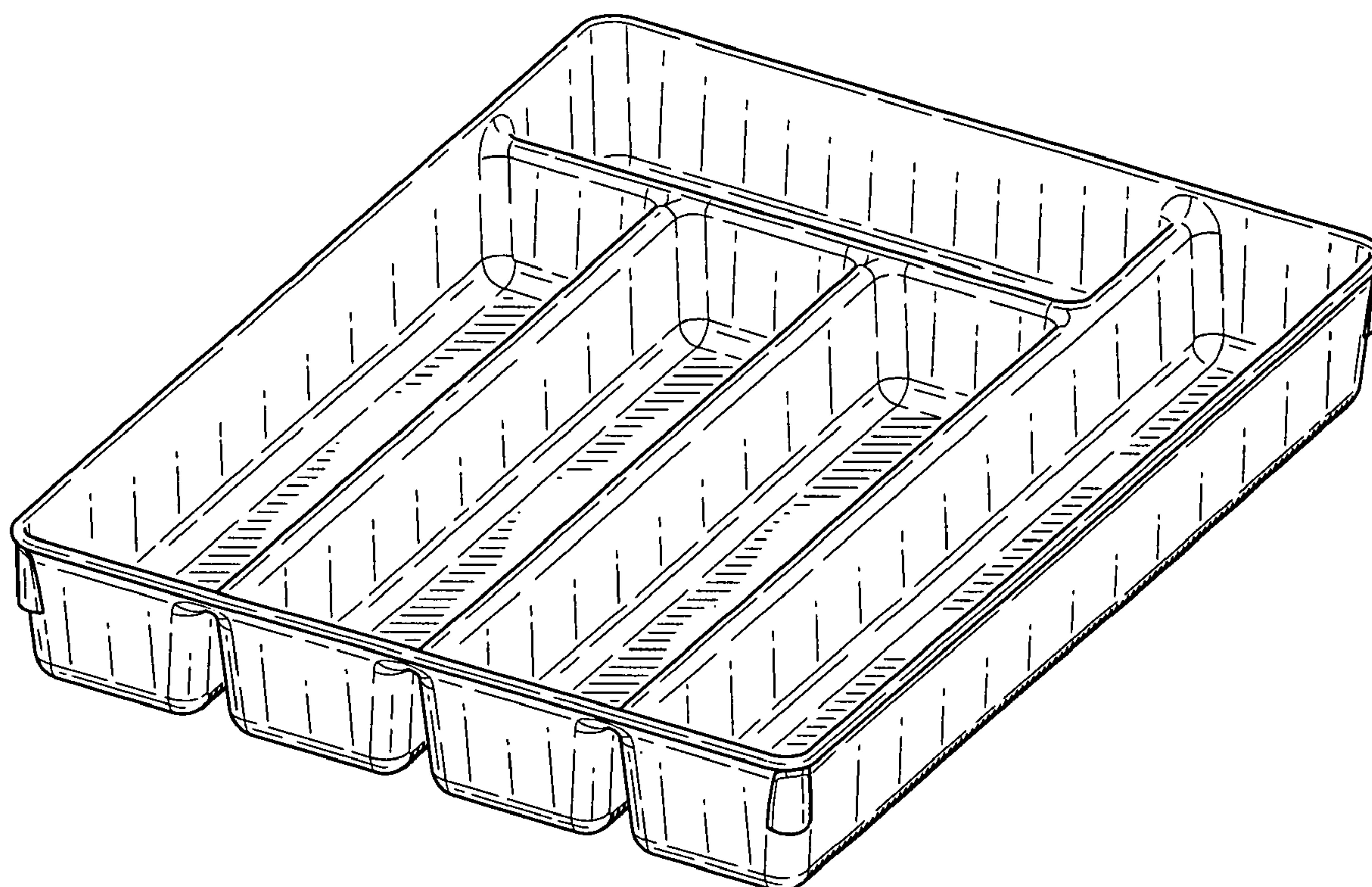
FIG. 4 is a side view of the cutlery tray as shown in FIG. 1;

FIG. 5 is a bottom view of the cutlery tray as shown in FIG.  
1;

FIG. 6 is a side view of the cutlery tray as shown in FIG. 1,  
shown from the opposite side as that shown in FIG. 4; and,

FIG. 7 is a rear view of the cutlery tray as shown in FIG. 1.

**1 Claim, 3 Drawing Sheets**



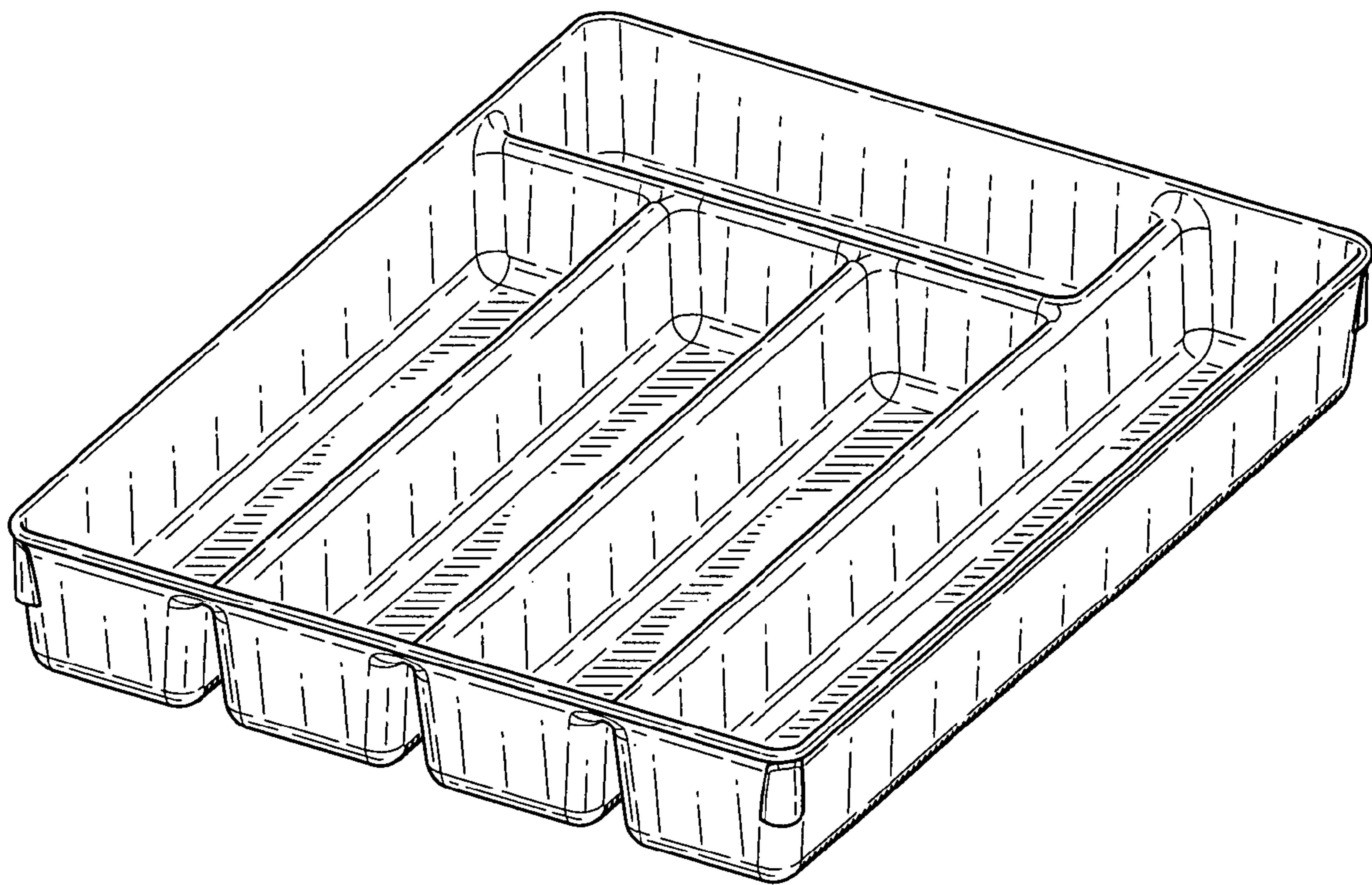


FIG-1

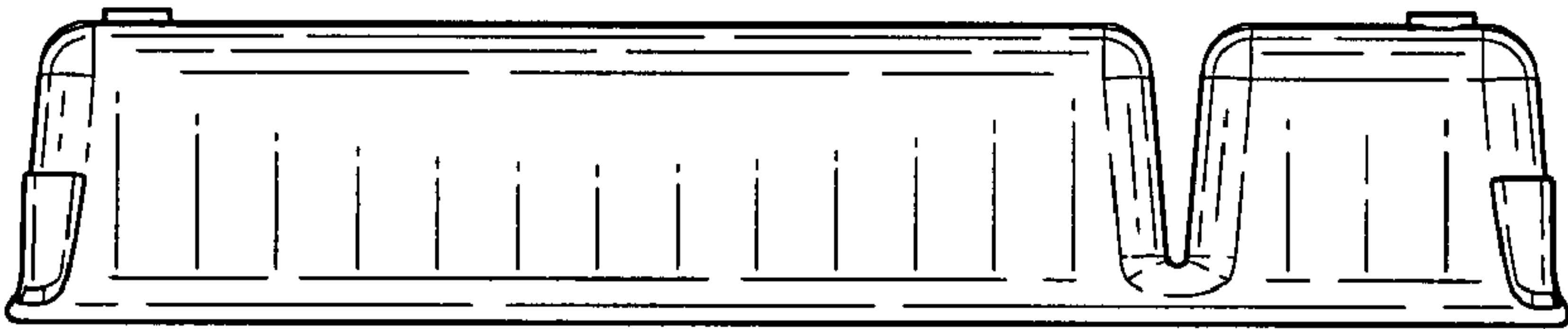


FIG-2




FIG-3

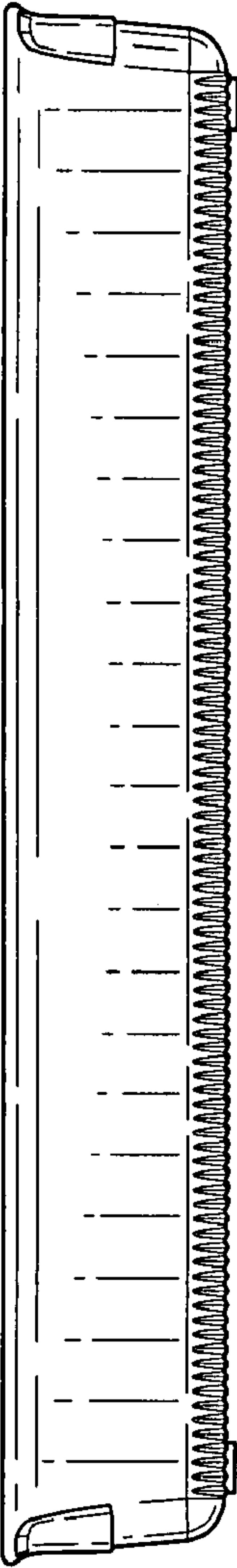


FIG-4






FIG-5

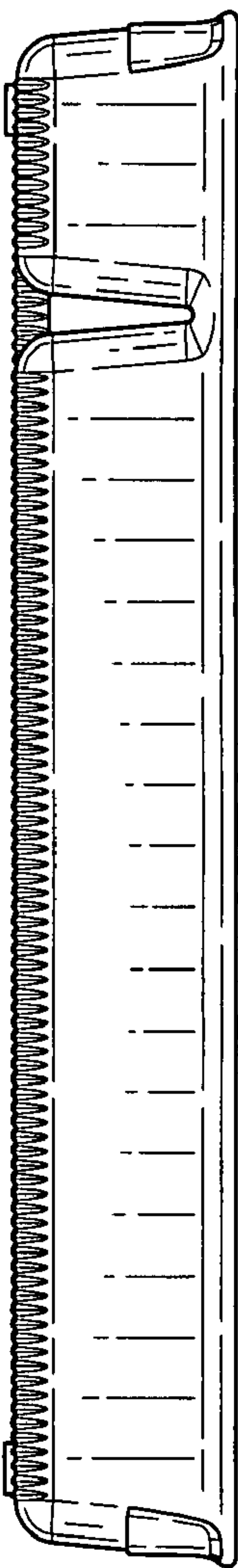


FIG-6

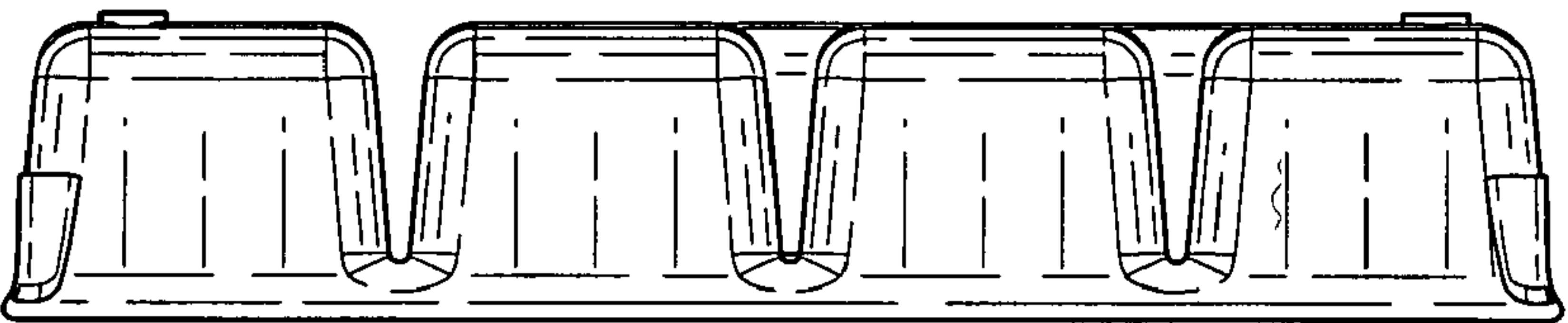


FIG-7