



US00D562639S

(12) **United States Design Patent**  
**Ablo**

(10) **Patent No.:** **US D562,639 S**

(45) **Date of Patent:** **\*\* Feb. 26, 2008**

(54) **SERVING DISH**

(75) Inventor: **Famia E. Ablo**, Orlando, FL (US)

(73) Assignee: **Dart Industries Inc.**, Orlando, FL (US)

(\*\*) Term: **14 Years**

(21) Appl. No.: **29/259,910**

(22) Filed: **May 17, 2006**

(51) **LOC (8) Cl.** ..... **07-01**

(52) **U.S. Cl.** ..... **D7/566; D7/500**

(58) **Field of Classification Search** ..... D7/354,  
D7/500, 543, 545, 550.1, 551.1, 552.1, 556,  
D7/553.3, 566, 553.6, 570, 553.8, 584, 554.2,  
D7/586, 554.3, 587, 554.4, 601, 602, 608,  
D7/701, 707; D6/406.3, 406.5, 633; D9/414,  
D9/418, 425, 428, 429, 430, 522, 555, 564;  
D11/143, 152; D23/201, 285; D27/133,  
D27/189; 131/240.1; 220/608, 657, 658;  
294/172; 229/5.84

See application file for complete search history.

(56) **References Cited**

**U.S. PATENT DOCUMENTS**

D44,448 S 8/1913 Meinecke  
D53,386 S \* 5/1919 Thomas ..... D27/189  
D236,677 S 9/1975 Pilger et al.  
D342,806 S 12/1993 Jones et al.  
D351,315 S 10/1994 van Stolk

D395,824 S \* 7/1998 Durliat ..... D9/430  
D402,509 S 12/1998 Indekeu  
D413,209 S 8/1999 Jarke  
D416,175 S 11/1999 Miller  
D430,458 S 9/2000 Kellermann  
D439,162 S \* 3/2001 Juhng ..... D9/430  
D463,318 S \* 9/2002 McKendree ..... D11/143  
D525,831 S \* 8/2006 Ray ..... D7/566  
D541,591 S \* 5/2007 Wasserman et al. .... D7/584  
D543,075 S \* 5/2007 Ablo ..... D7/566

\* cited by examiner

*Primary Examiner*—Cynthia Underwood

(74) *Attorney, Agent, or Firm*—John A. Doninger

(57) **CLAIM**

The ornamental design for a serving dish, as shown and described.

**DESCRIPTION**

FIG. 1 is a top, right side and front perspective view of a serving dish showing the new design;

FIG. 2 is a front elevation view thereof, the rear elevation being a mirror image thereof;

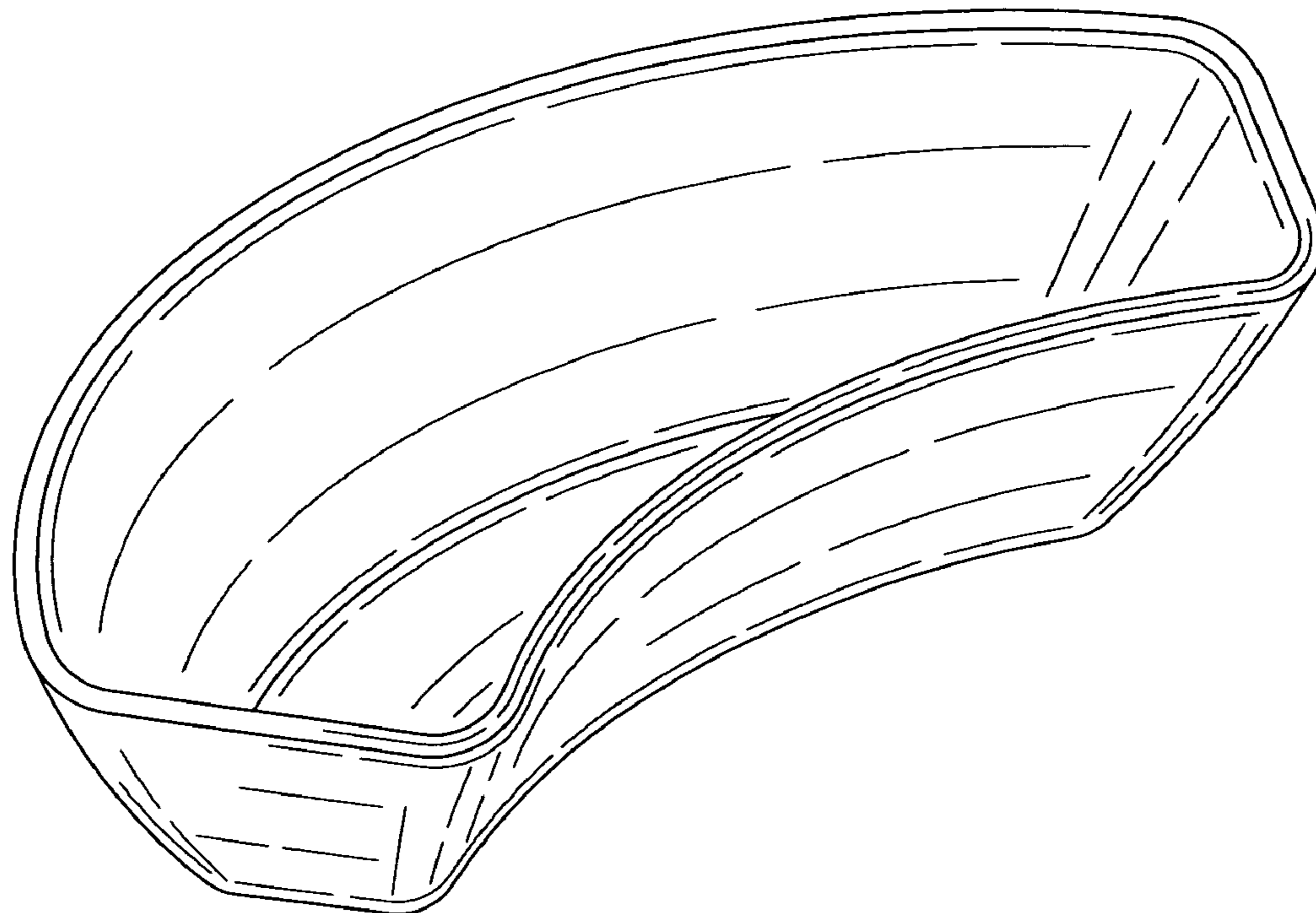
FIG. 3 is a right side elevation view thereof;

FIG. 4 is a left side elevation view thereof;

FIG. 5 is a top plan view thereof; and,

FIG. 6 is a bottom plan view thereof.

**1 Claim, 3 Drawing Sheets**



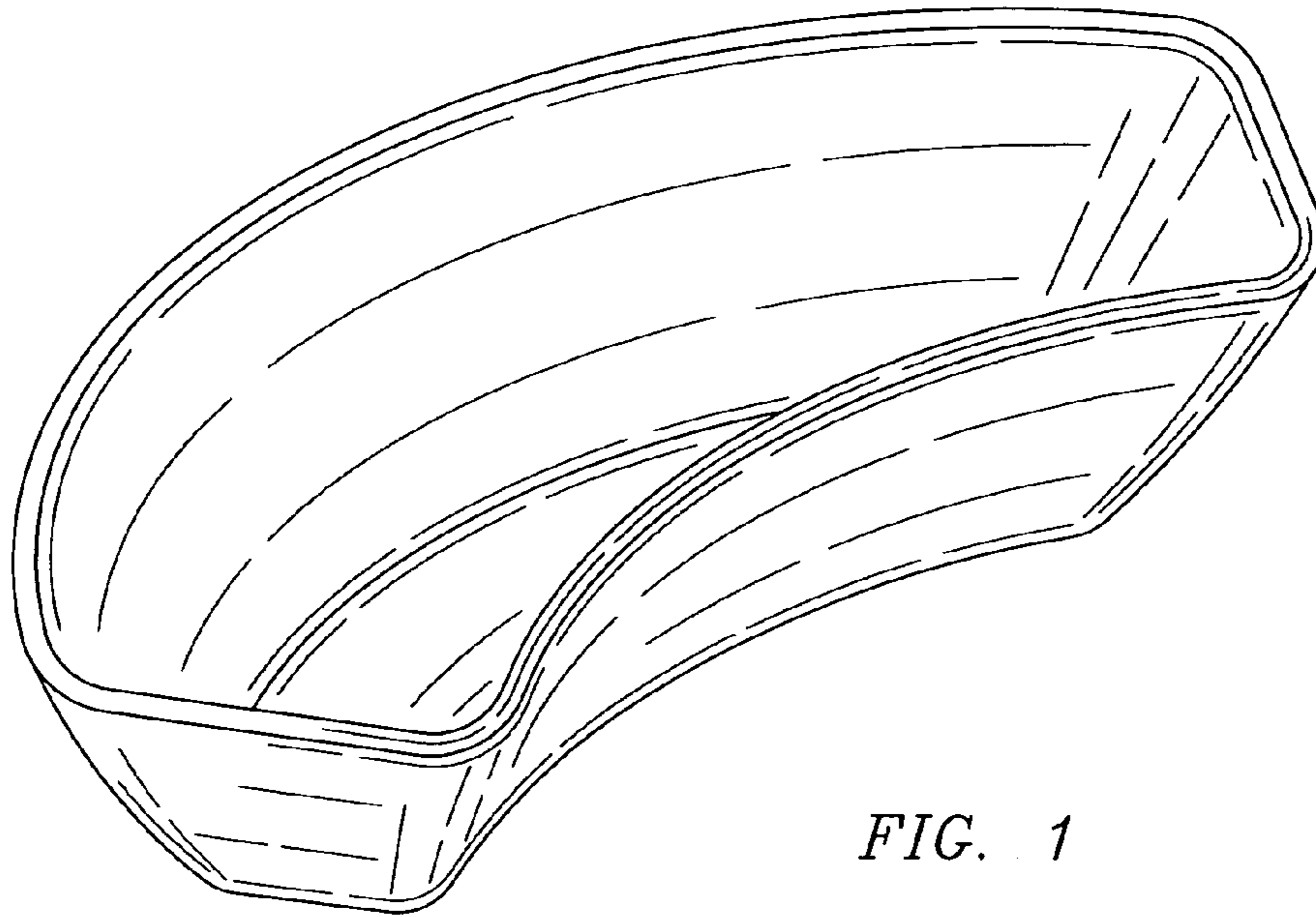


FIG. 1

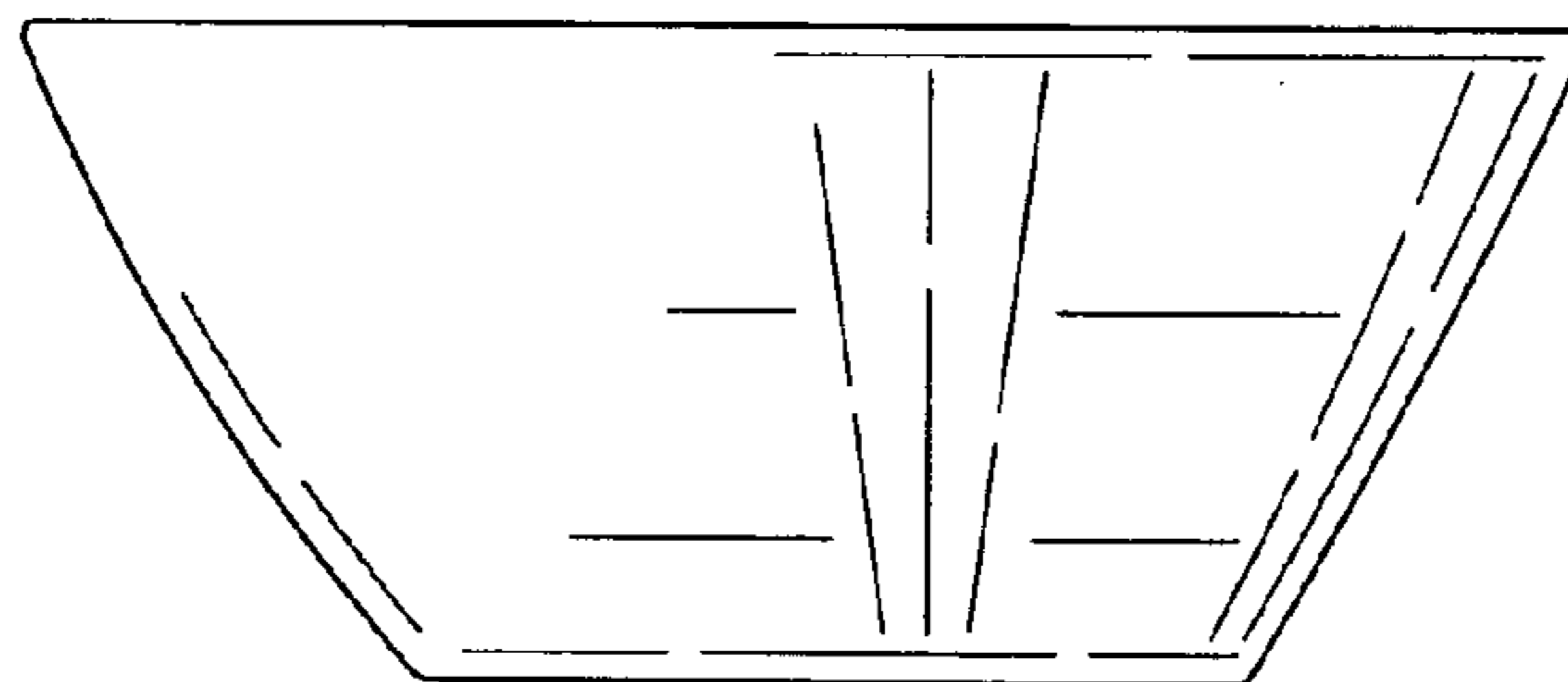


FIG. 2




FIG. 3




FIG. 4

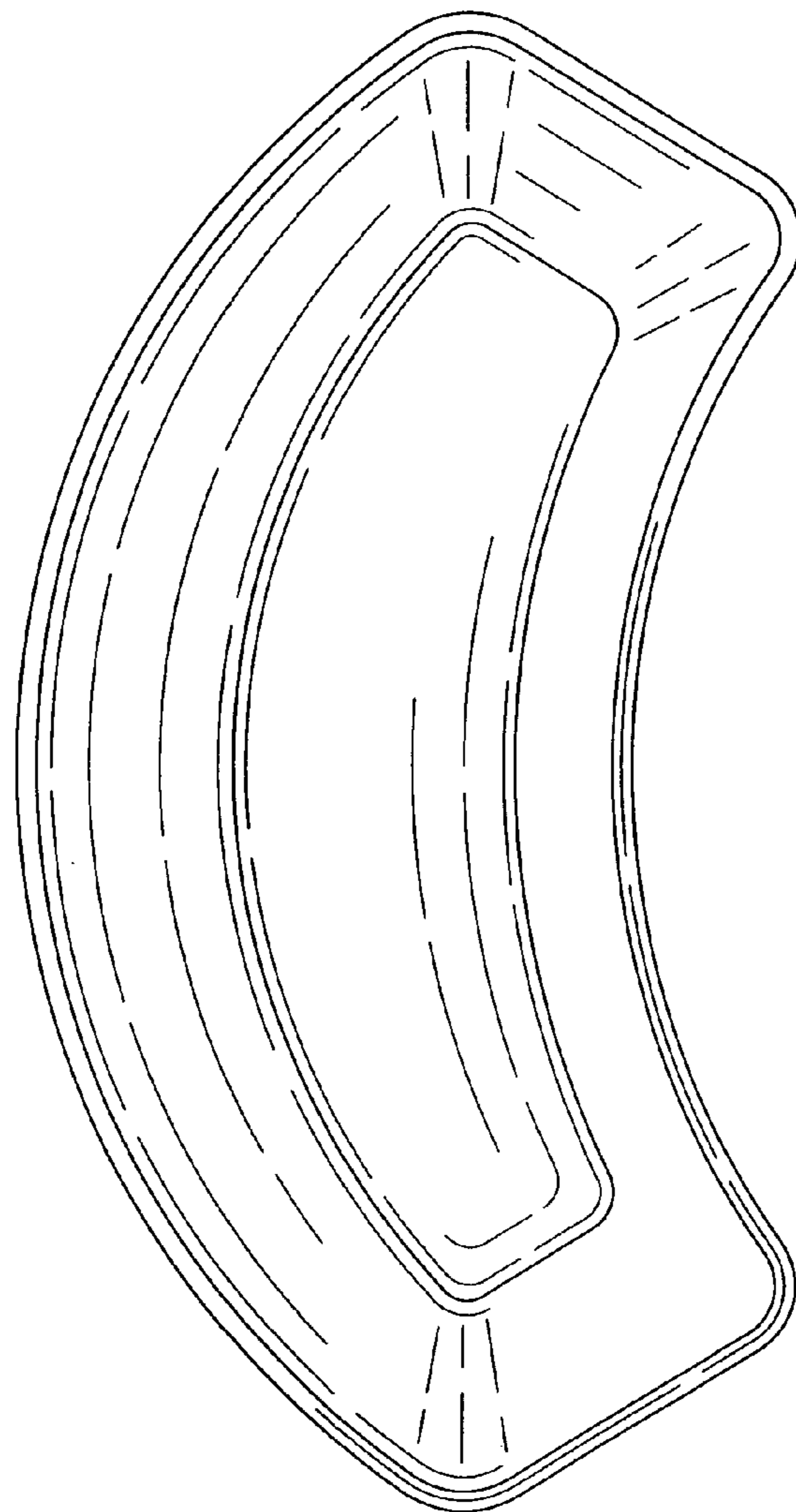
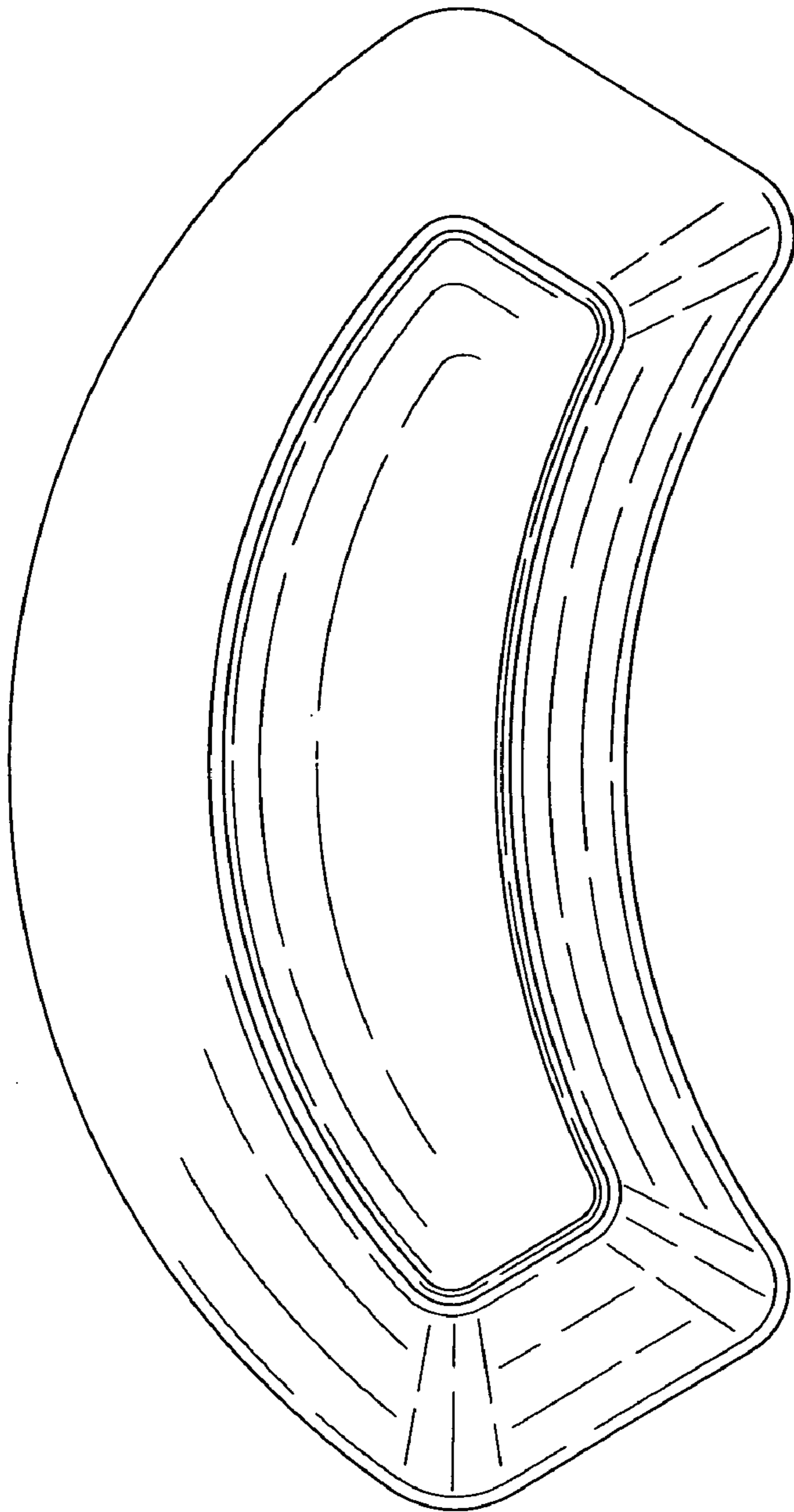


FIG. 5



*FIG. 6*