

US00D562629S

(12) **United States Design Patent**
Chau et al.

(10) **Patent No.:** **US D562,629 S**
(45) **Date of Patent:** **** Feb. 26, 2008**

(54) **GRILL LID**

(75) Inventors: **Nam Wai Chau**, Hong Kong (CN); **Ka Kin Ho**, Hong Kong (CN); **Randall L. May**, Plano, TX (US); **Brian Wood**, McKinney, TX (US); **Siu Cheong Hon**, Hong Kong (CN)

(73) Assignee: **The Brinkmann Corporation**, Dallas, TX (US)

(**) Term: **14 Years**

(21) Appl. No.: **29/269,570**

(22) Filed: **Nov. 30, 2006**
(Under 37 CFR 1.47)

(51) **LOC (8) Cl.** **07-02**

(52) **U.S. Cl.** **D7/402**

(58) **Field of Classification Search** D7/332-337,
D7/402; 126/25 R, 25 A, 25 AA, 9 R, 41 R,
126/40, 50, 276, 37 R; 219/385-386; 99/339-341,
99/421 H, 446, 450, 481, 444-445

See application file for complete search history.

(56) **References Cited**

U.S. PATENT DOCUMENTS

D293,067 S	12/1987	Stephen et al.	
4,886,045 A	12/1989	Ducate, Jr. et al.	
D316,355 S	4/1991	Stephen et al.	
5,536,518 A	7/1996	Rummel	
5,755,154 A	5/1998	Schroeter et al.	
D406,009 S	2/1999	Wagner et al.	
D406,488 S	3/1999	Bates et al.	
D406,489 S	3/1999	Williams et al.	
D417,587 S	12/1999	Wagner et al.	
D433,279 S *	11/2000	Schlosser et al.	D7/402

D438,060 S	2/2001	Campbell et al.	
D438,427 S	3/2001	Campbell et al.	
6,332,395 B1 *	12/2001	Home	99/340
D454,276 S	3/2002	Pai	
D461,359 S	8/2002	Coleman et al.	
D466,368 S	12/2002	Neal et al.	
D466,756 S	12/2002	Bossler et al.	
D470,357 S	2/2003	Home	
D471,057 S	3/2003	Chung	
D471,761 S	3/2003	Choi et al.	
D472,756 S	4/2003	Pai	
D474,070 S	5/2003	McKenzie	
D475,235 S	6/2003	Home	
D479,092 S	9/2003	Lewis et al.	

(Continued)

Primary Examiner—Ruth McInroy

(74) *Attorney, Agent, or Firm*—Sheppard, Mullin, Richter & Hampton LLP

(57) **CLAIM**

We claim the ornamental design for a grill lid, as shown and described.

DESCRIPTION

FIG. 1 is a perspective view of the grill lid showing the new design;

FIG. 2 is a front elevational view thereof;

FIG. 3 is a rear elevational view thereof;

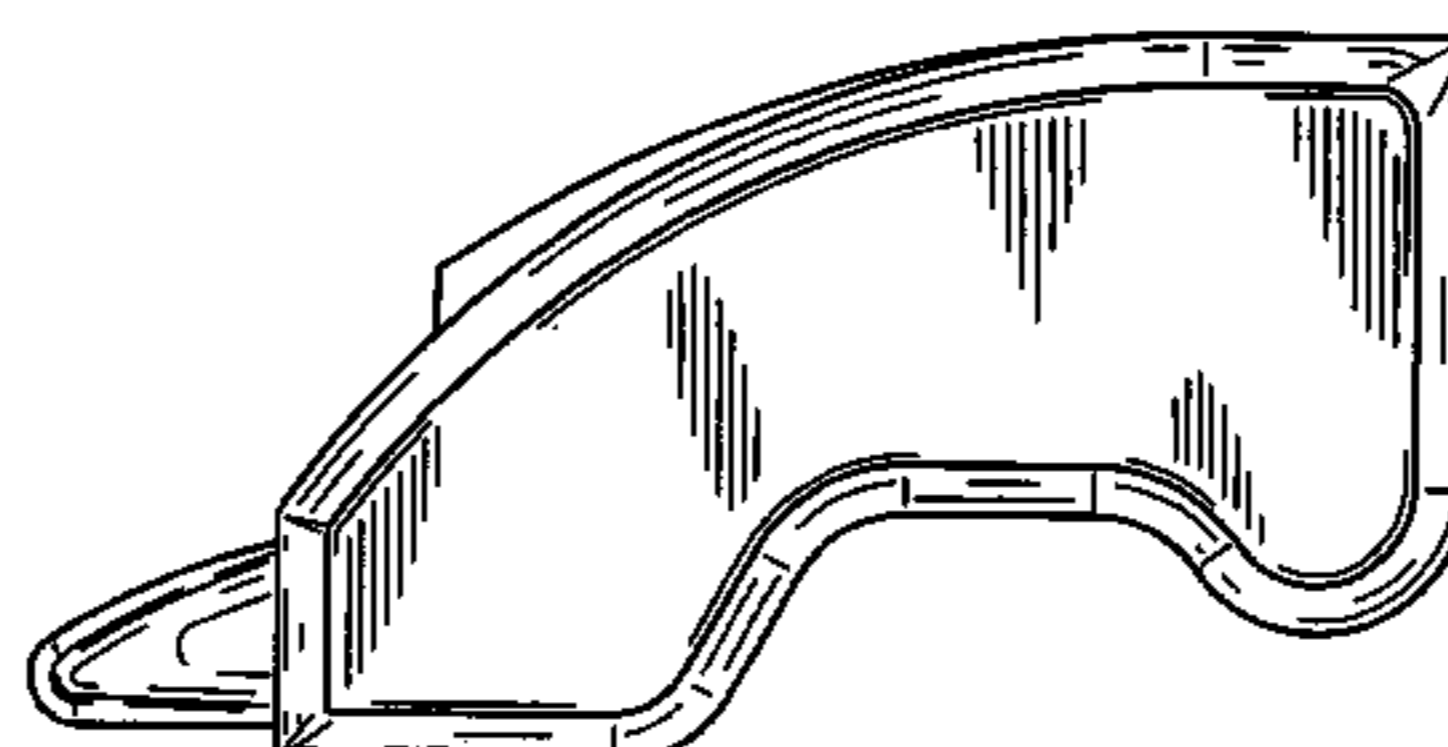
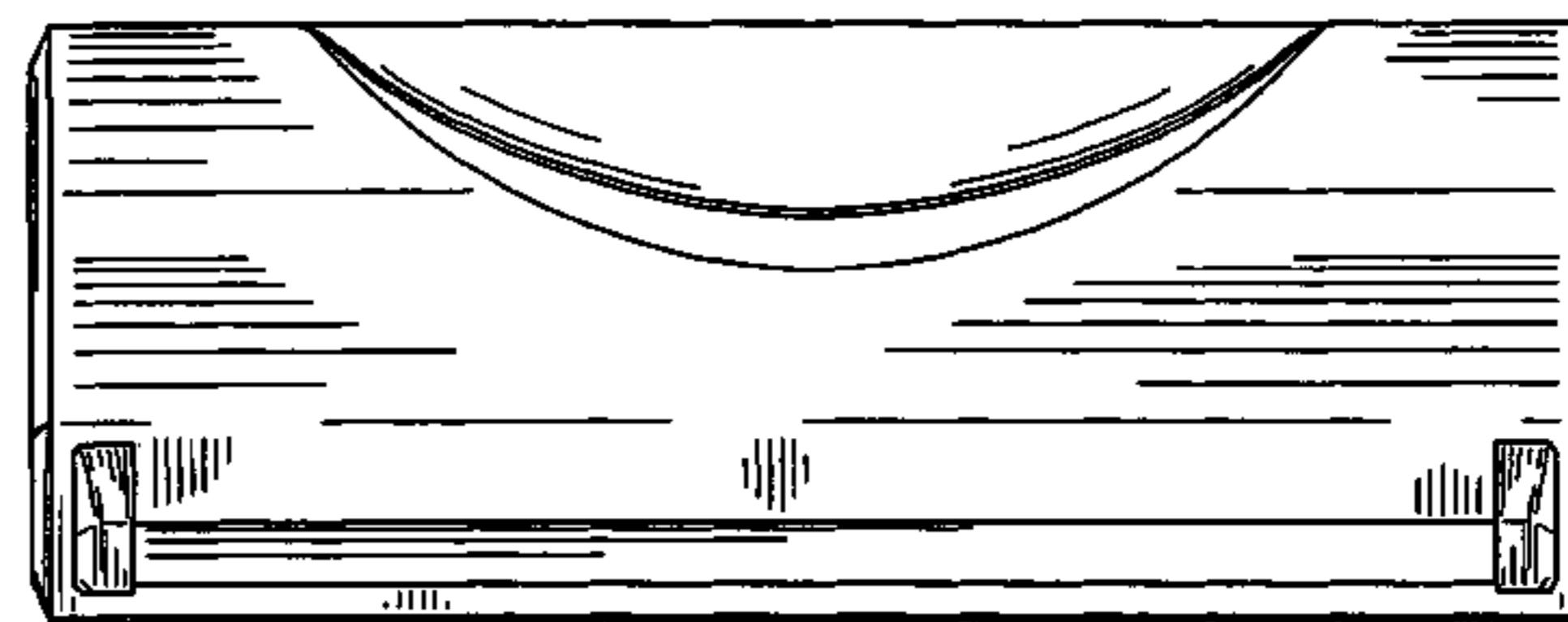

FIG. 4 is a right side elevational view thereof;

FIG. 5 is a left side elevational view thereof;

FIG. 6 is a top plan view thereof; and,

FIG. 7 is a bottom plan view thereof.

1 Claim, 4 Drawing Sheets



US D562,629 S

Page 2

U.S. PATENT DOCUMENTS

D488,025 S	4/2004	Tseng		D514,381 S	2/2006	Chung	
D489,221 S *	5/2004	Pai D7/334	D520,298 S	5/2006	Huegerich et al.	
D491,414 S *	6/2004	Nichols et al. D7/402	D521,308 S *	5/2006	Tseng D7/334
D494,009 S *	8/2004	Joss et al. D7/402	D525,073 S *	7/2006	Wilgus et al. D7/334
D494,413 S *	8/2004	Joss et al. D7/402	D527,947 S *	9/2006	Pai D7/402
D497,284 S	10/2004	Pai		D528,349 S *	9/2006	Chung D7/334
D504,048 S *	4/2005	Joss et al. D7/402	D529,331 S *	10/2006	Chung D7/334
6,923,172 B2	8/2005	Muldoon		D533,010 S *	12/2006	Pai D7/334
6,935,327 B1	8/2005	Williams et al.		2006/0054156 A1	3/2006	Zelek et al.	
D512,268 S	12/2005	Pai		2006/0144385 A1	7/2006	Coleman et al.	

* cited by examiner




FIG. 1

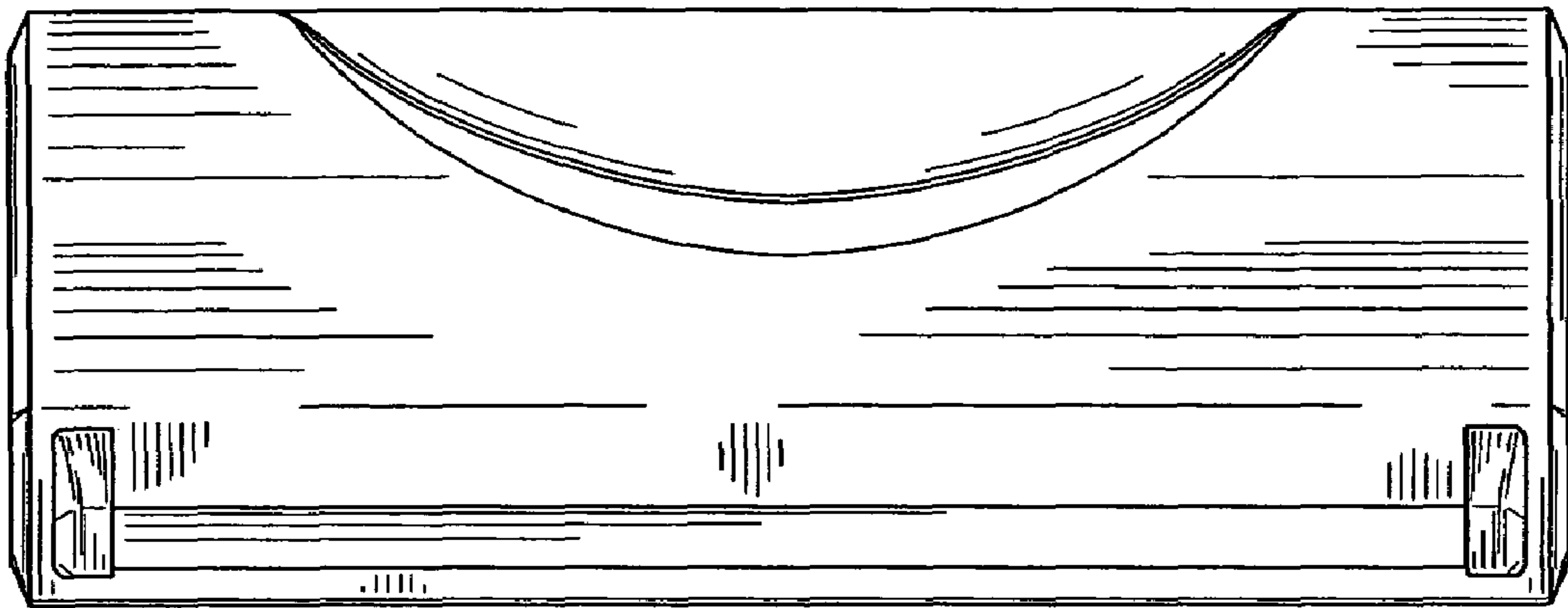


FIG. 2




FIG. 3

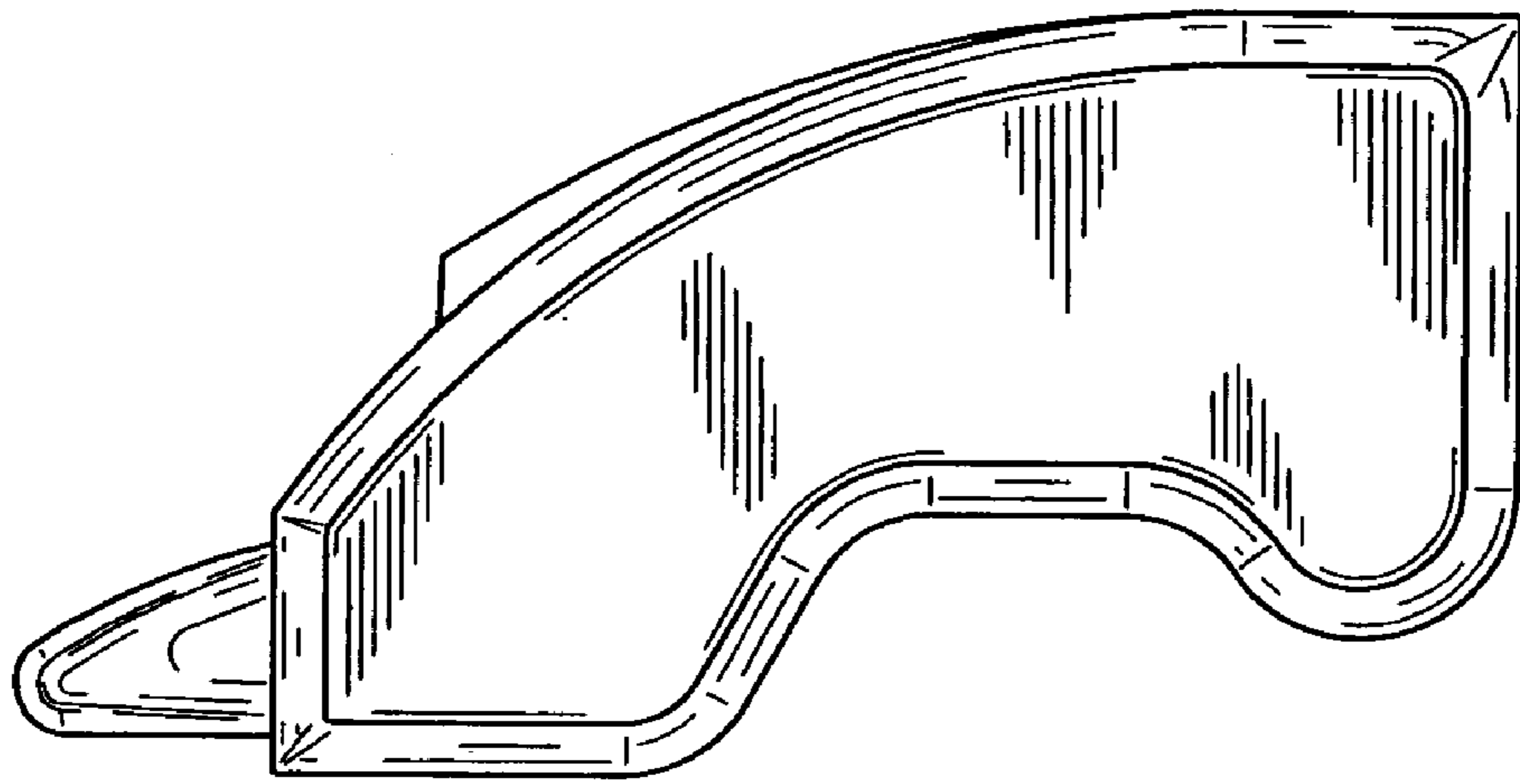


FIG. 4

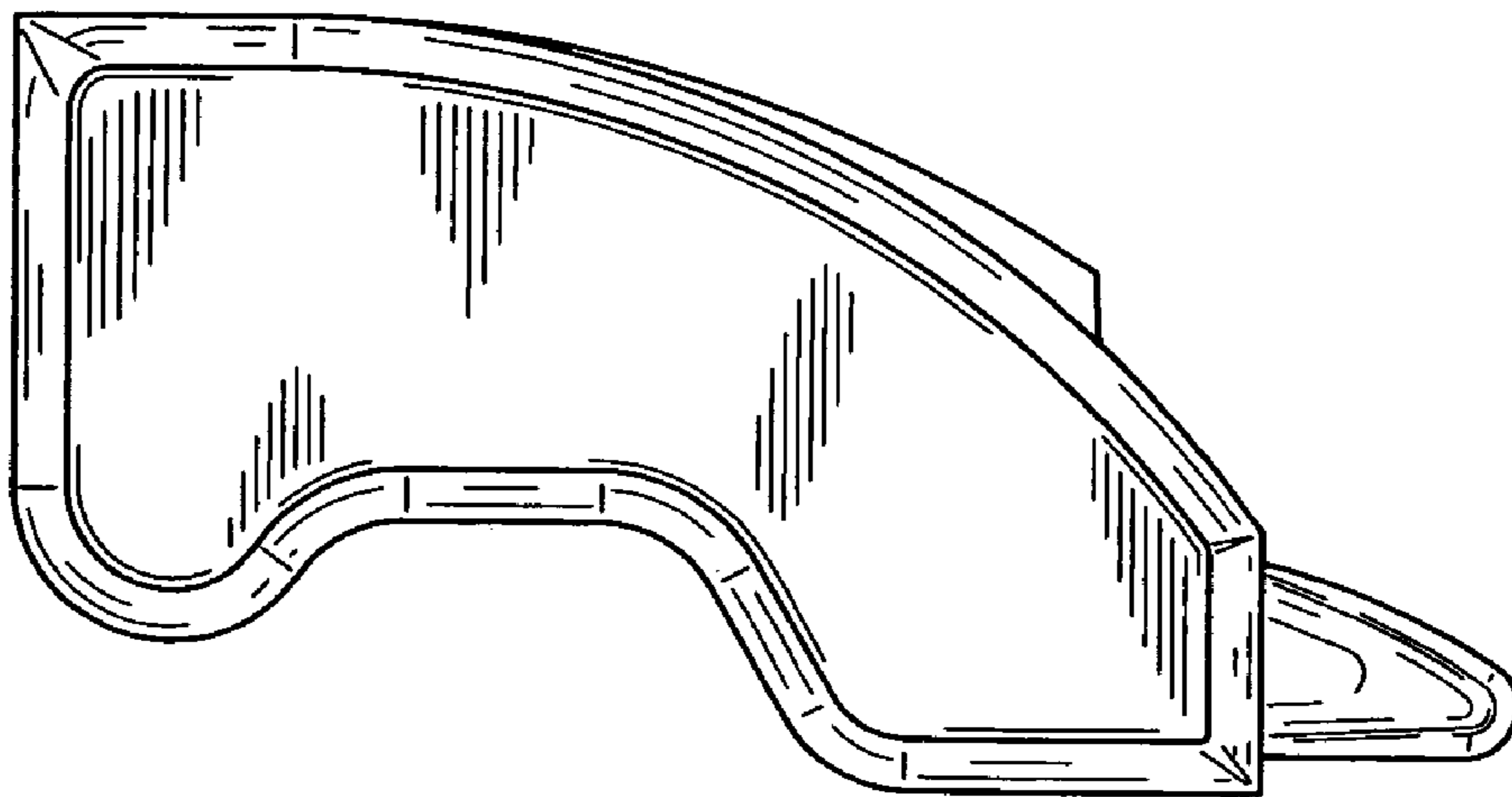


FIG. 5

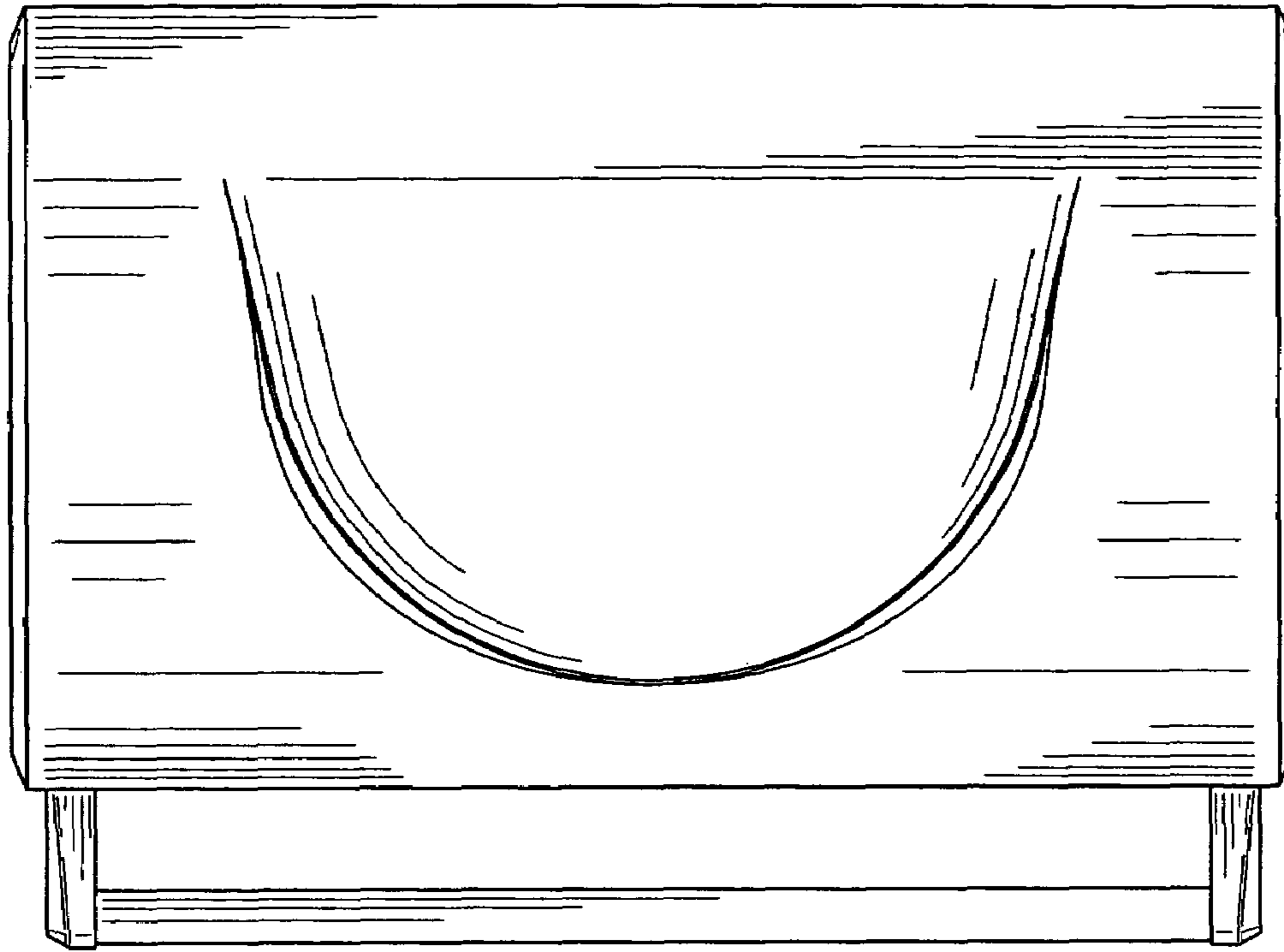


FIG. 6




FIG. 7

UNITED STATES PATENT AND TRADEMARK OFFICE
CERTIFICATE OF CORRECTION

PATENT NO. : Des. 562,629 S
APPLICATION NO. : 29/269570
DATED : February 26, 2008
INVENTOR(S) : Chau et al.

Page 1 of 6

It is certified that error appears in the above-identified patent and that said Letters Patent is hereby corrected as shown below:

Title page, illustrative figs. 1, 2 and 4 should be deleted and substitute therefore the attached title page consisting of the attached illustrative figs. 1, 2 and 4.

In the Drawings

The drawing sheets 1-4 consisting of Fig(s) 1-7 should be deleted and substitute therefore the attached drawing sheets 1-4 consisting of Fig(s) 1-7.

Signed and Sealed this

Twenty-ninth Day of December, 2009



David J. Kappos
Director of the United States Patent and Trademark Office

(12) **United States Design Patent** (10) **Patent No.:** **US D562,629 S**
Chau et al. (45) **Date of Patent:** **** Feb. 26, 2008**

(54) **GRILL LID**

(75) **Inventors:** **Nam Wai Chau, Hong Kong (CN); Ka Kin Ho, Hong Kong (CN); Randall L. May, Plano, TX (US); Brian Wood, McKinney, TX (US); Siu Cheong Hon, Hong Kong (CN)**

(73) **Assignee:** **The Brinkmann Corporation, Dallas, TX (US)**

(**) **Term:** **14 Years**

(21) **Appl. No.:** **29/269,570**

(22) **Filed:** **Nov. 30, 2006**
 (Under 37 CFR 1.47)

(51) **LOC (8) Cl.** **07-02**

(52) **U.S. Cl.** **D7/402**

(58) **Field of Classification Search** **D7/332-337, D7/402; 126/25 R, 25 A, 25 AA, 9 R, 41 R, 126/40, 50, 276, 37 R; 219/385-386; 99/339-341, 99/421 H, 446, 450, 481, 444-445**
 See application file for complete search history.

(56) **References Cited**

U.S. PATENT DOCUMENTS

D293,067 S	12/1987	Stephen et al.	
4,886,045 A	12/1989	Ducate, Jr. et al.	
D316,355 S	4/1991	Stephen et al.	
5,536,518 A	7/1996	Rummel	
5,755,154 A	5/1998	Schroeter et al.	
D406,009 S	2/1999	Wagner et al.	
D406,488 S	3/1999	Bates et al.	
D406,489 S	3/1999	Williams et al.	
D417,587 S	12/1999	Wagner et al.	
D433,279 S *	11/2000	Schlosser et al.	D7/402

D438,060 S	2/2001	Campbell et al.	
D438,427 S	3/2001	Campbell et al.	
6,332,395 B1 *	12/2001	Home	99/340
D454,276 S	3/2002	Pai	
D461,359 S	8/2002	Coleman et al.	
D466,368 S	12/2002	Neal et al.	
D466,756 S	12/2002	Bosser et al.	
D470,357 S	2/2003	Home	
D471,057 S	3/2003	Chung	
D471,761 S	3/2003	Choi et al.	
D472,756 S	4/2003	Pai	
D474,070 S	5/2003	McKenzie	
D475,235 S	6/2003	Home	
D479,092 S	9/2003	Lewis et al.	

(Continued)

Primary Examiner—Ruth McInroy
 (74) *Attorney, Agent, or Firm*—Sheppard, Mullin, Richter & Hampton LLP

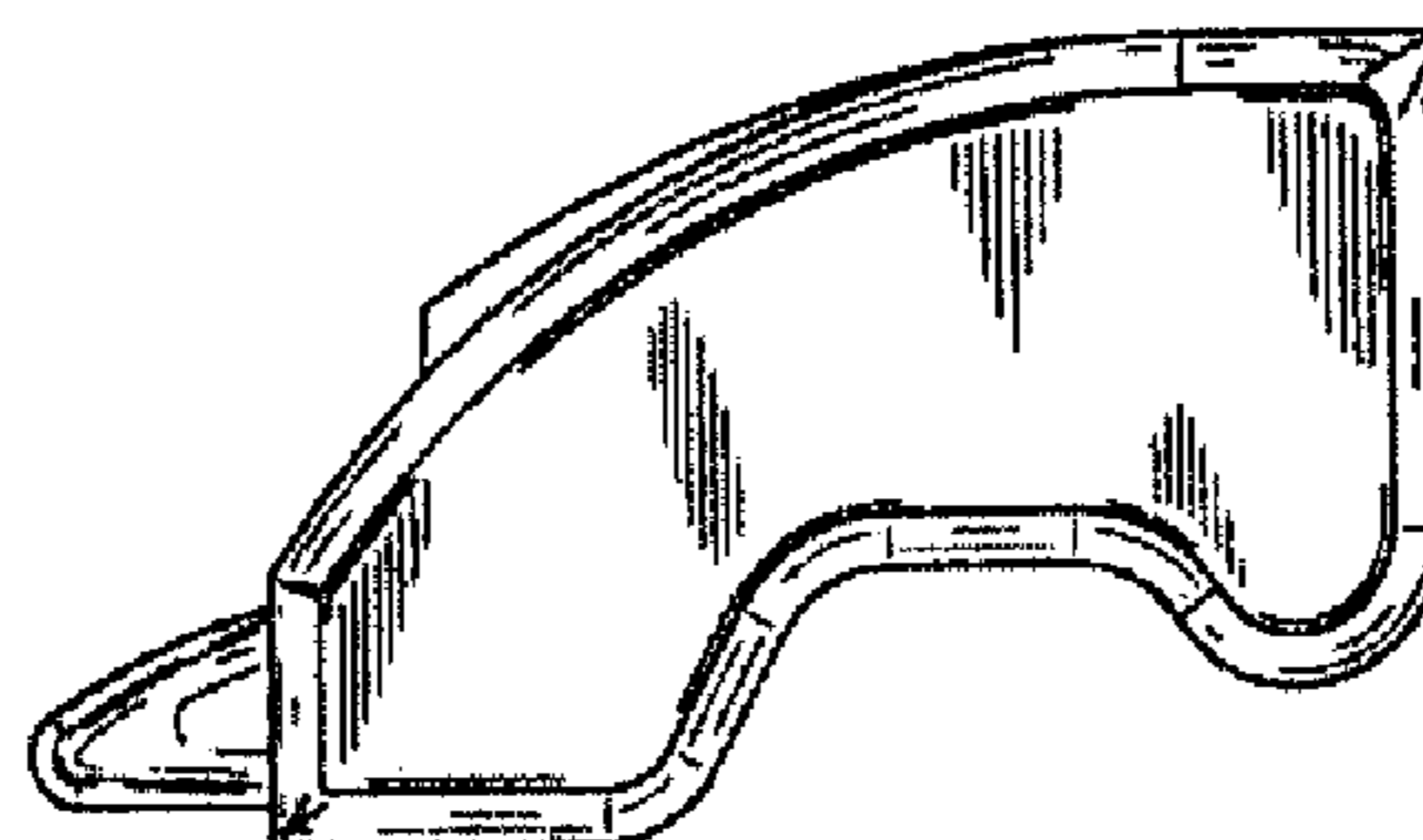
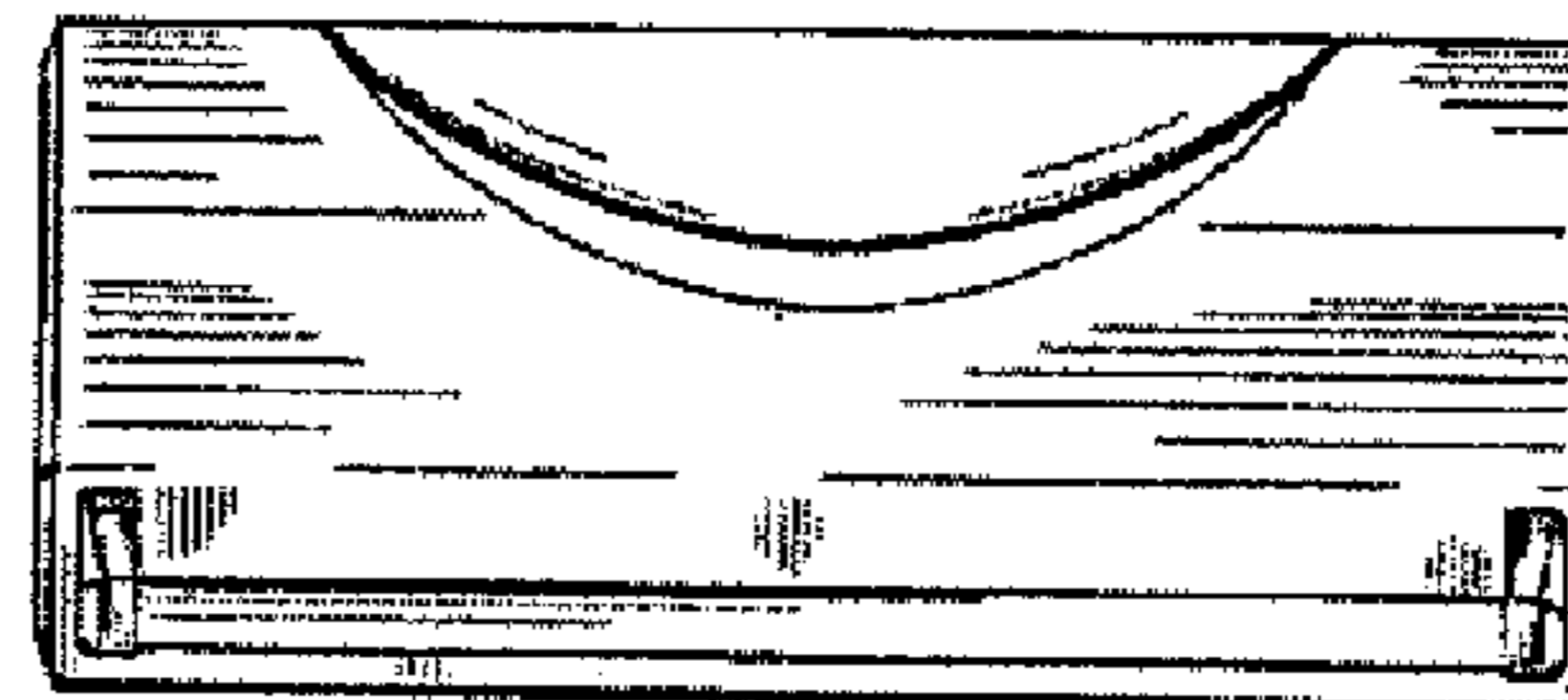
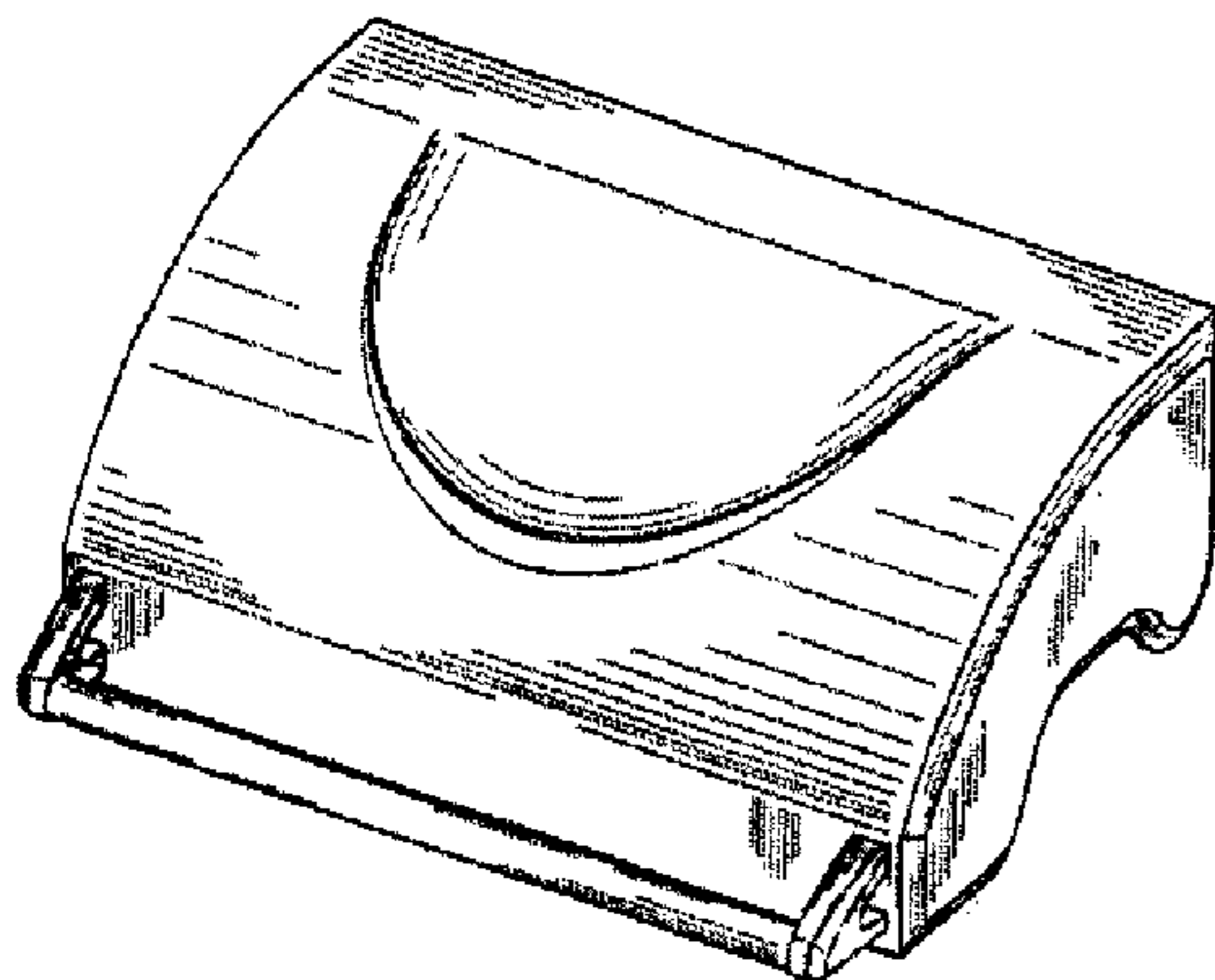
(57) **CLAIM**

We claim the ornamental design for a grill lid, as shown and described.

DESCRIPTION

FIG. 1 is a perspective view of the grill lid showing the new design;
 FIG. 2 is a front elevational view thereof;
 FIG. 3 is a rear elevational view thereof;
 FIG. 4 is a right side elevational view thereof;
 FIG. 5 is a left side elevational view thereof;
 FIG. 6 is a top plan view thereof; and
 FIG. 7 is a bottom plan view thereof.

1 Claim, 4 Drawing Sheets



U.S. Patent

Feb. 26, 2008

Sheet 1 of 4

D562,629 S




FIG. 1

U.S. Patent

Feb. 26, 2008

Sheet 2 of 4

D562,629 S

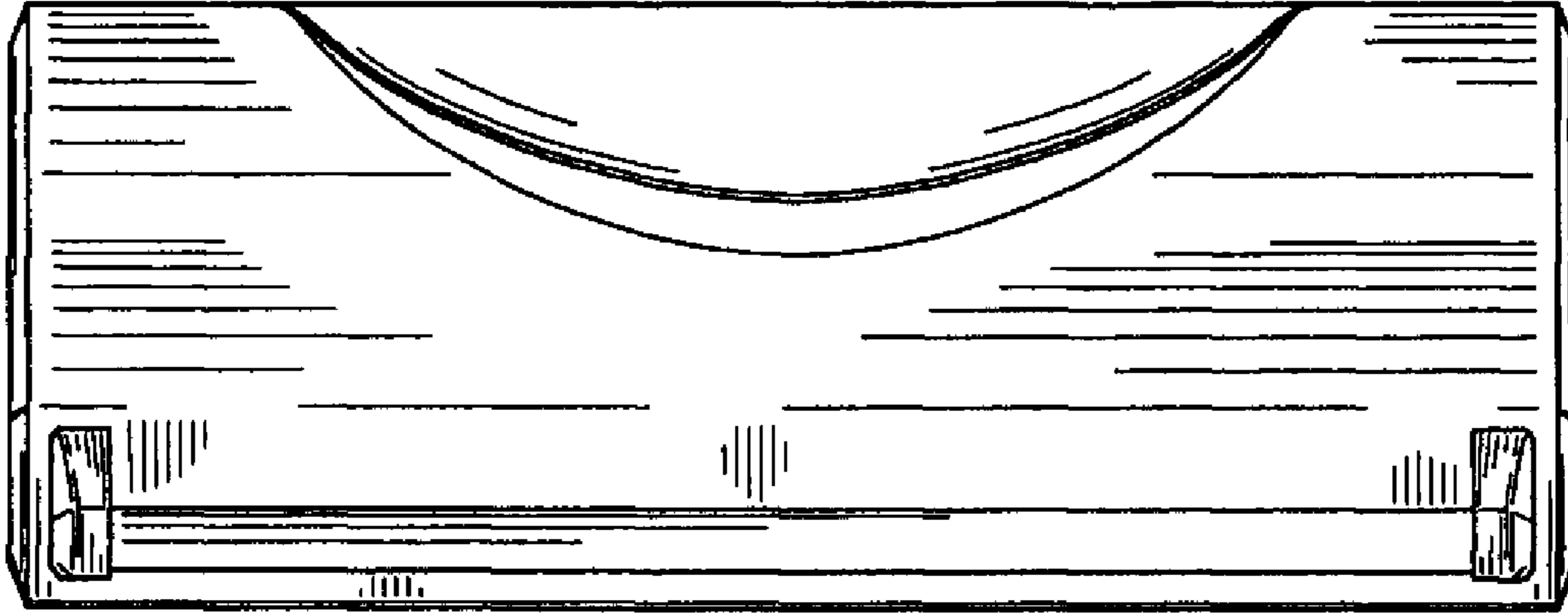


FIG. 2




FIG. 3

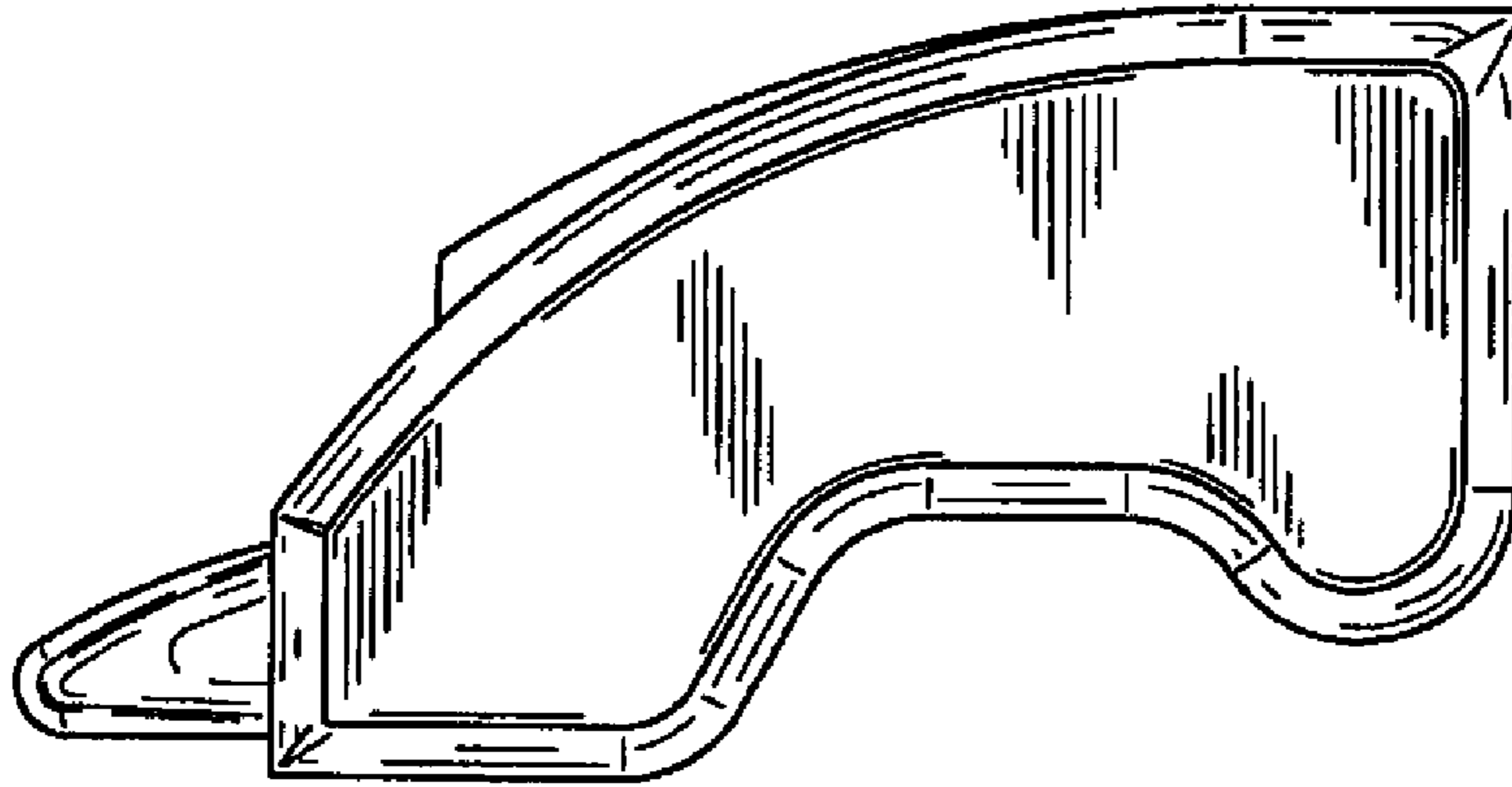


FIG. 4

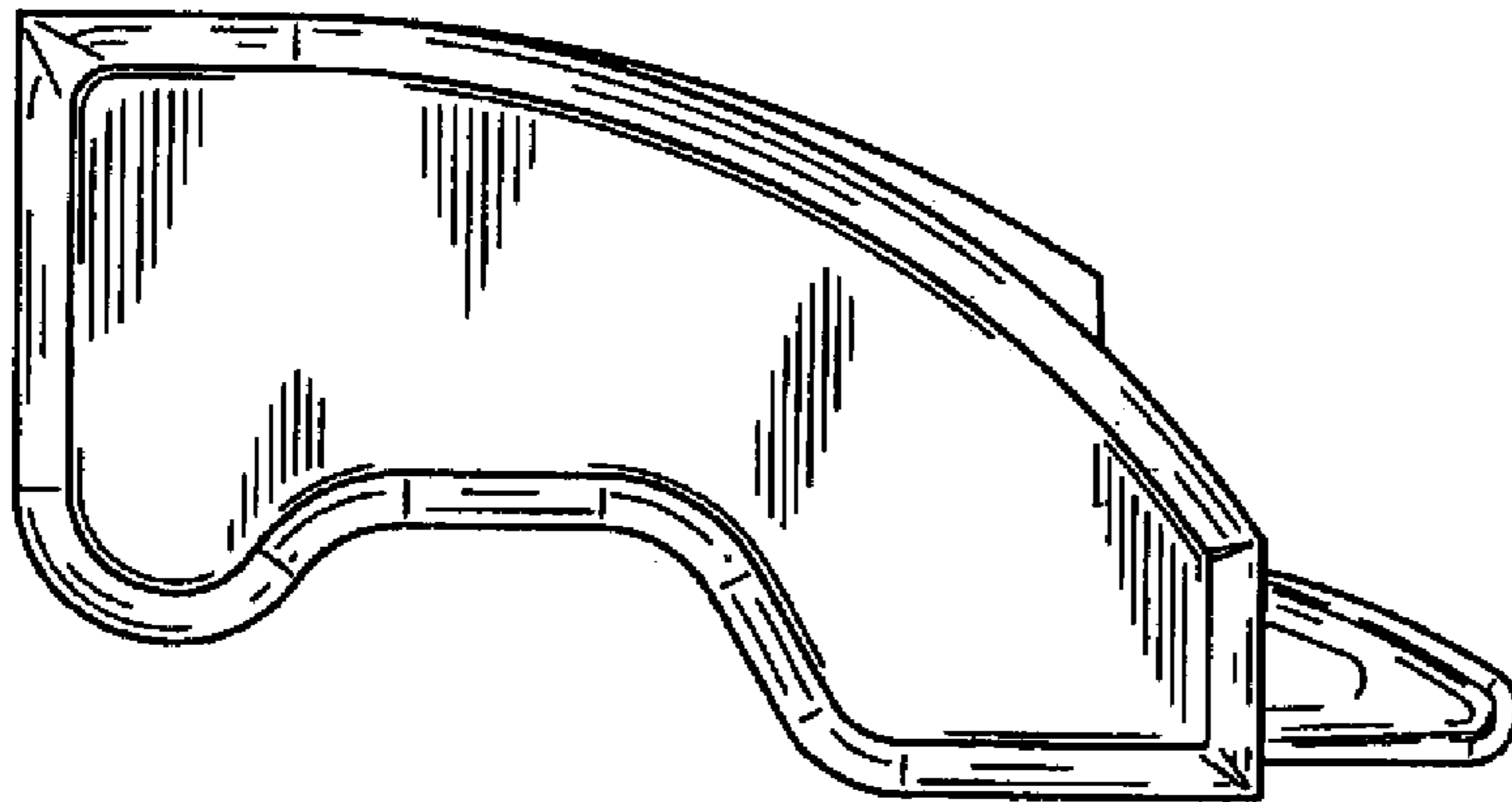


FIG. 5

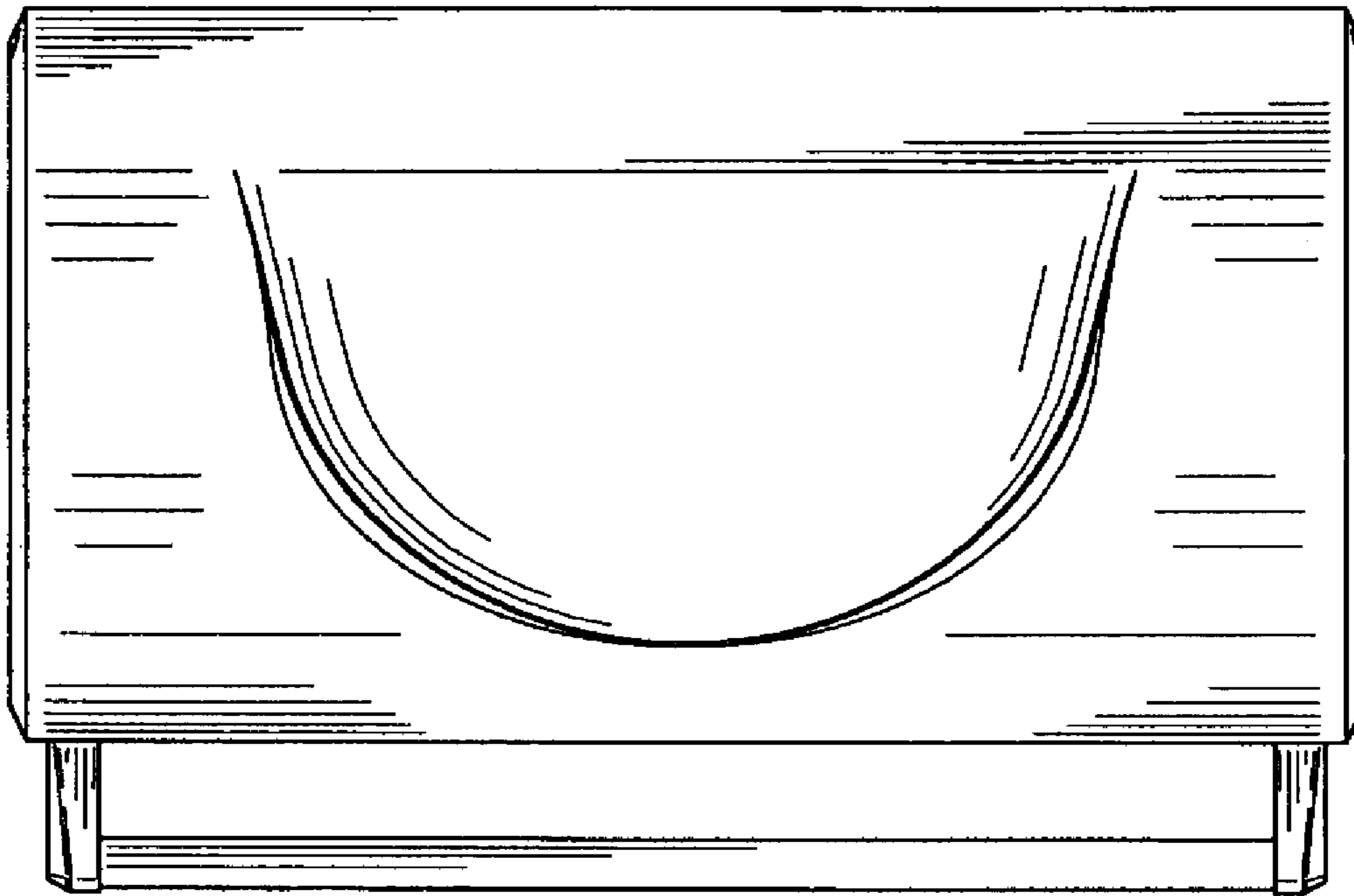


FIG. 6



FIG. 7