

US00D562626S

(12) **United States Design Patent**  
**Freeman**

(10) **Patent No.:** **US D562,626 S**

(45) **Date of Patent:** **\*\* Feb. 26, 2008**

(54) **FOOD COVER**

(75) **Inventor:** **Ernest F. Freeman**, Rancho Santa  
Margarita, CA (US)

(73) **Assignee:** **Cambro Manufacturing Company**,  
Huntington Beach, CA (US)

(\*\*) **Term:** **14 Years**

(21) **Appl. No.:** **29/286,815**

(22) **Filed:** **May 19, 2007**

(51) **LOC (8) Cl.** ..... **07-01**

(52) **U.S. Cl.** ..... **D7/392.1; D7/391; D7/387;**  
**D7/396.1**

(58) **Field of Classification Search** ..... **D7/387,**  
**D7/391, 392.1, 393, 396.1, 397, 538, 553.1,**  
**D7/500, 553.6, 586, 554.4, 392, 557, 213,**  
**D7/900, 632, 602, 608, 624.1; D9/555, 447,**  
**D9/435, 452, 454, 449, 761; D30/129; 312/236;**  
**215/235, 329; 220/369, 521, 288; 206/502**  
See application file for complete search history.

(56) **References Cited**

**U.S. PATENT DOCUMENTS**

D28,261 S \* 2/1898 Bowers ..... D7/391  
D106,788 S \* 11/1937 Fischer ..... D7/387  
2,301,510 A \* 11/1942 Bolen ..... 312/236  
D145,646 S \* 9/1946 Severance ..... D7/392.1

D228,216 S \* 8/1973 Hawley ..... D7/392.1  
D231,747 S \* 6/1974 Davis ..... D11/152  
RE28,720 E \* 2/1976 Sedlak ..... 206/501  
D245,564 S \* 8/1977 Blanchard ..... D7/392.1  
D416,436 S \* 11/1999 Miller ..... D7/391  
D482,232 S \* 11/2003 Zettle et al. .... D7/392.1  
D499,605 S \* 12/2004 Crosby ..... D7/397  
D518,377 S \* 4/2006 Kortleven ..... D9/435  
7,063,224 B2 \* 6/2006 Clarke et al. .... 220/254.3

\* cited by examiner

*Primary Examiner*—Philip S. Hyder

*Assistant Examiner*—Cynthia Underwood

(74) *Attorney, Agent, or Firm*—George F. Bethel

(57) **CLAIM**

I claim the ornamental design for a food cover, as shown and described.

**DESCRIPTION**

FIG. 1 shows a perspective view of the design for the food cover.

FIG. 2 shows a front elevation view.


FIG. 3 shows a top plan view.

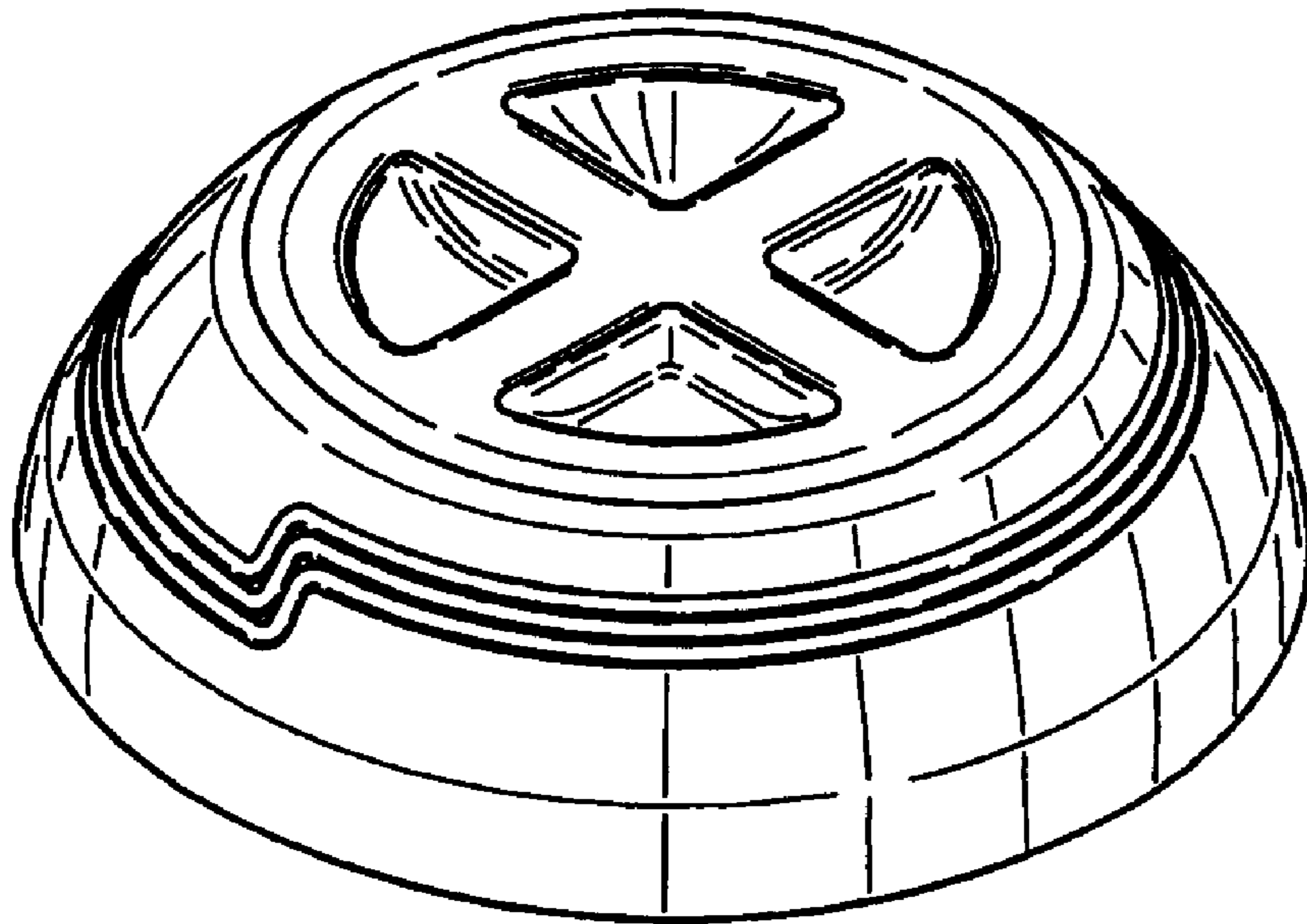
FIG. 4 shows a right side elevation view.

FIG. 5 shows a left side elevation view; and,

FIG. 6 shows a back elevation side view.


**1 Claim, 2 Drawing Sheets**





**FIG. 1**

**FIG. 3**



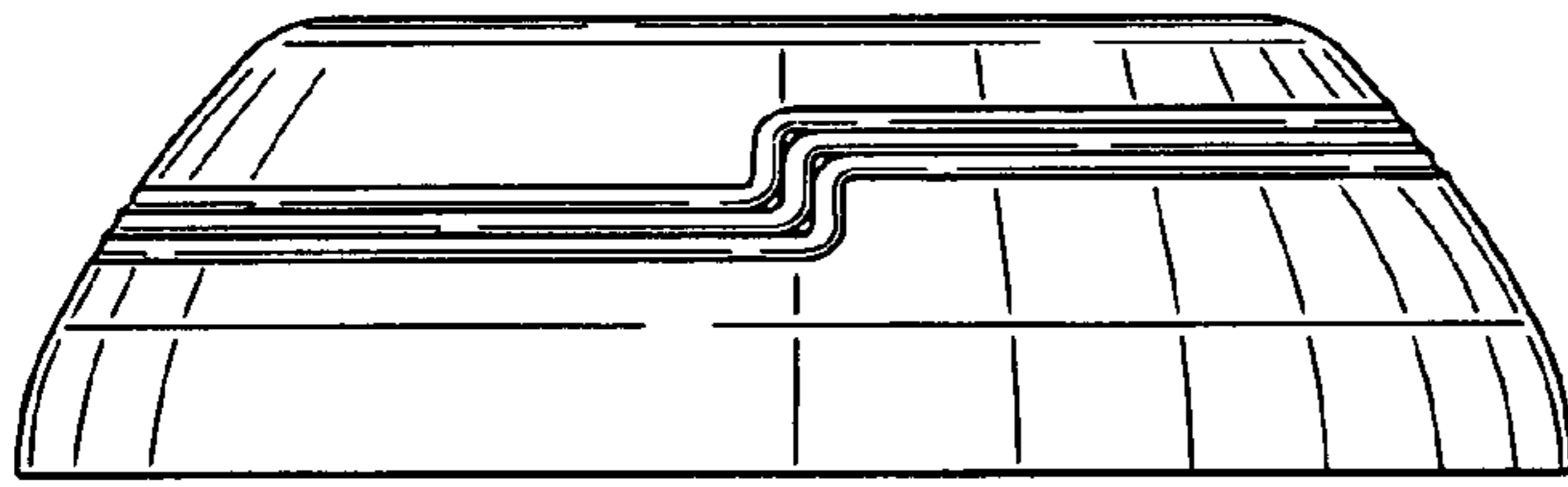


FIG. 2

FIG. 4

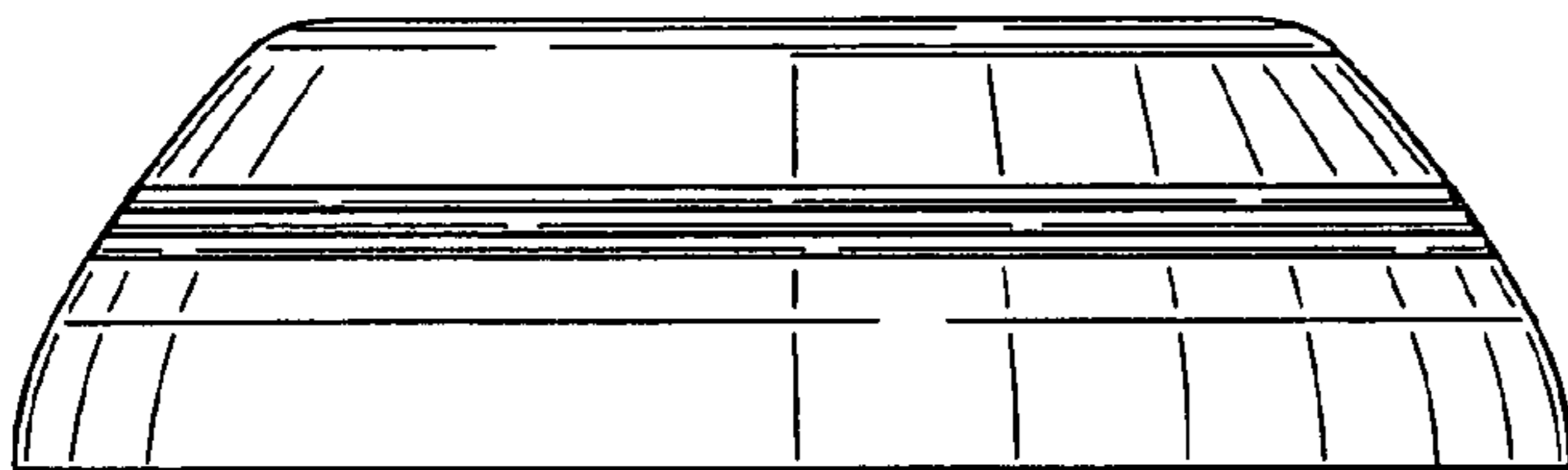
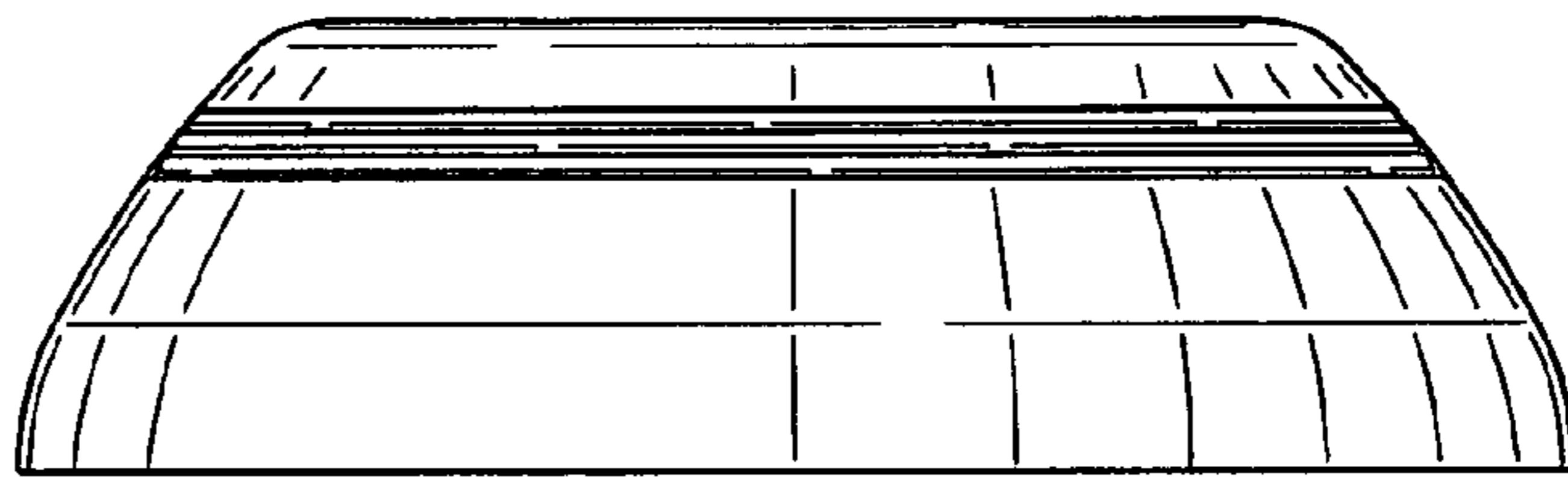


FIG. 5

FIG. 6

