

US00D562621S

(12) **United States Design Patent**  
**Kloppsteck**

(10) **Patent No.:** **US D562,621 S**

(45) **Date of Patent:** **\*\* Feb. 26, 2008**

(54) **POT**

(75) Inventor: **Gerd Kloppsteck**, Arnberg (DE)

(73) Assignee: **Heinrich Berndes GmbH & Co. AG**,  
Arnsberg (DE)

(\*\*) Term: **14 Years**

(21) Appl. No.: **29/219,646**

(22) Filed: **Dec. 21, 2004**

(30) **Foreign Application Priority Data**

Jun. 23, 2004 (EM) ..... 194 477

(51) **LOC (8) Cl.** ..... **07-02**

(52) **U.S. Cl.** ..... **D7/360**

(58) **Field of Classification Search** ..... D7/391-393,  
D7/323, 354-361, 395-396; 16/110.1, 405-407;  
220/573.1, 574, 573.2, 0.3, 573.4; 219/620-621,  
219/725, 732; 99/324, 331

See application file for complete search history.

(56) **References Cited**

**U.S. PATENT DOCUMENTS**

2,511,404 A \* 6/1950 Glenkey et al. .... 126/390.1  
D179,087 S \* 10/1956 Kelso ..... D7/352  
D281,481 S \* 11/1985 Geiser ..... D7/361  
D375,433 S \* 11/1996 Jorgensen ..... D7/354  
D392,152 S \* 3/1998 Rae ..... D7/402  
D395,787 S \* 7/1998 Wilks ..... D7/357

D396,600 S \* 8/1998 Otero ..... D7/356  
D426,107 S \* 6/2000 Cheng ..... D7/393  
D449,204 S \* 10/2001 Groll ..... D7/354  
D458,796 S \* 6/2002 Kellermann ..... D7/360  
D474,936 S \* 5/2003 Groll ..... D7/354  
D482,562 S \* 11/2003 Demers ..... D7/354

**OTHER PUBLICATIONS**

Calphalon: Simply Nonstick Stock Pot (All-Clad LTD 16 Quart Stockpot), Nov. 6, 2006, <http://www.calphalon.com/calphalon/consumer/products/productGroup.jhtml>.\*

Cuisinart, Williams-Sonoma, Dec. 30, 1987.\*

High-end stainless cookware hot in department, specialty stores, HFD Apr. 16, 1990.\*

\* cited by examiner

*Primary Examiner*—Cathron C. Brooks

*Assistant Examiner*—Kelley A. Donnelly

(74) *Attorney, Agent, or Firm*—Hoffman, Wasson & Gitler

(57) **CLAIM**

The ornamental design for a pot, as shown and described.

**DESCRIPTION**



FIG. 1 is a top view the pot of the present invention;

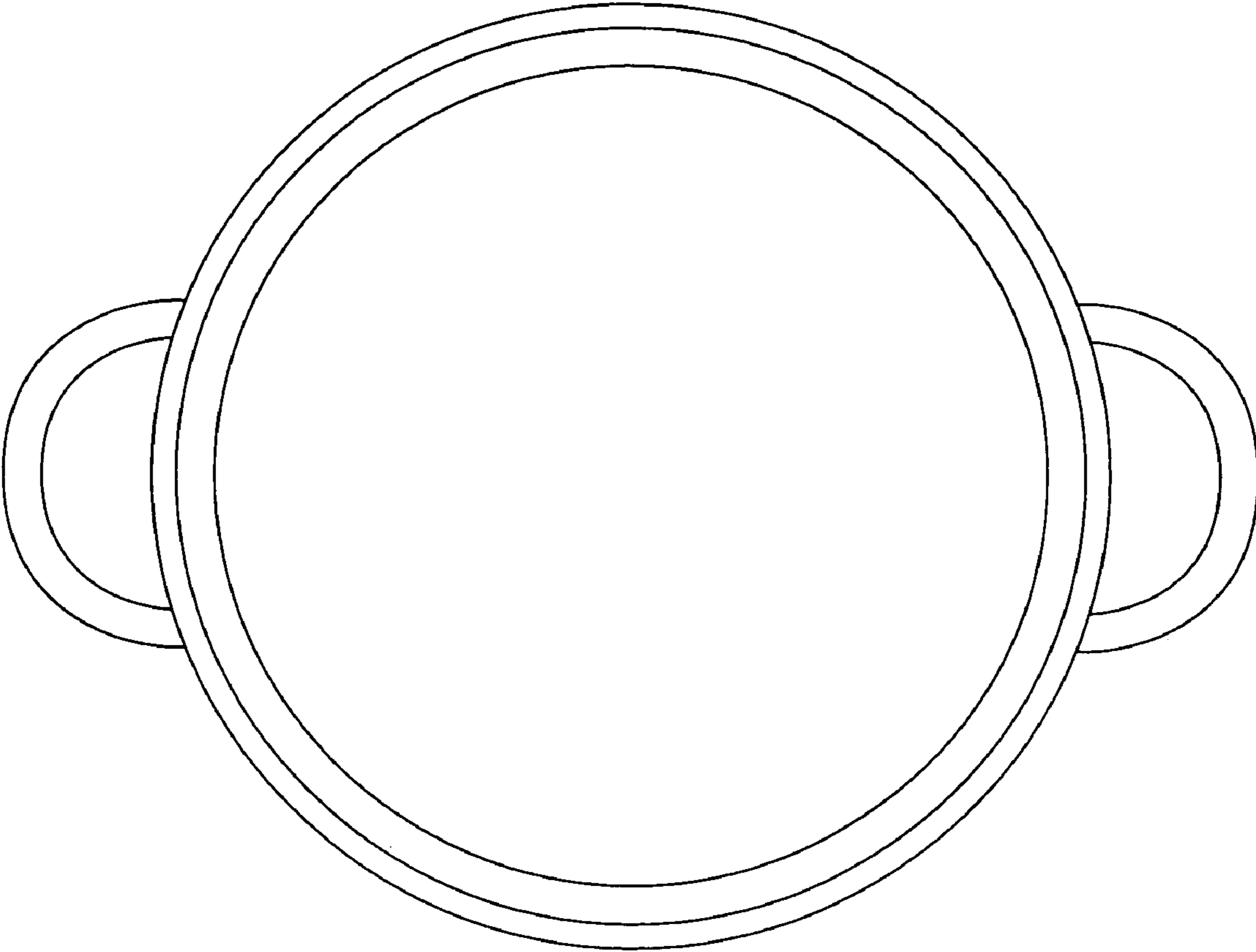
FIG. 2 is a bottom view thereof;

FIG. 3 is a side view thereof; and,

FIG. 4 is a side view thereof.

**1 Claim, 4 Drawing Sheets**





**FIG. 1**



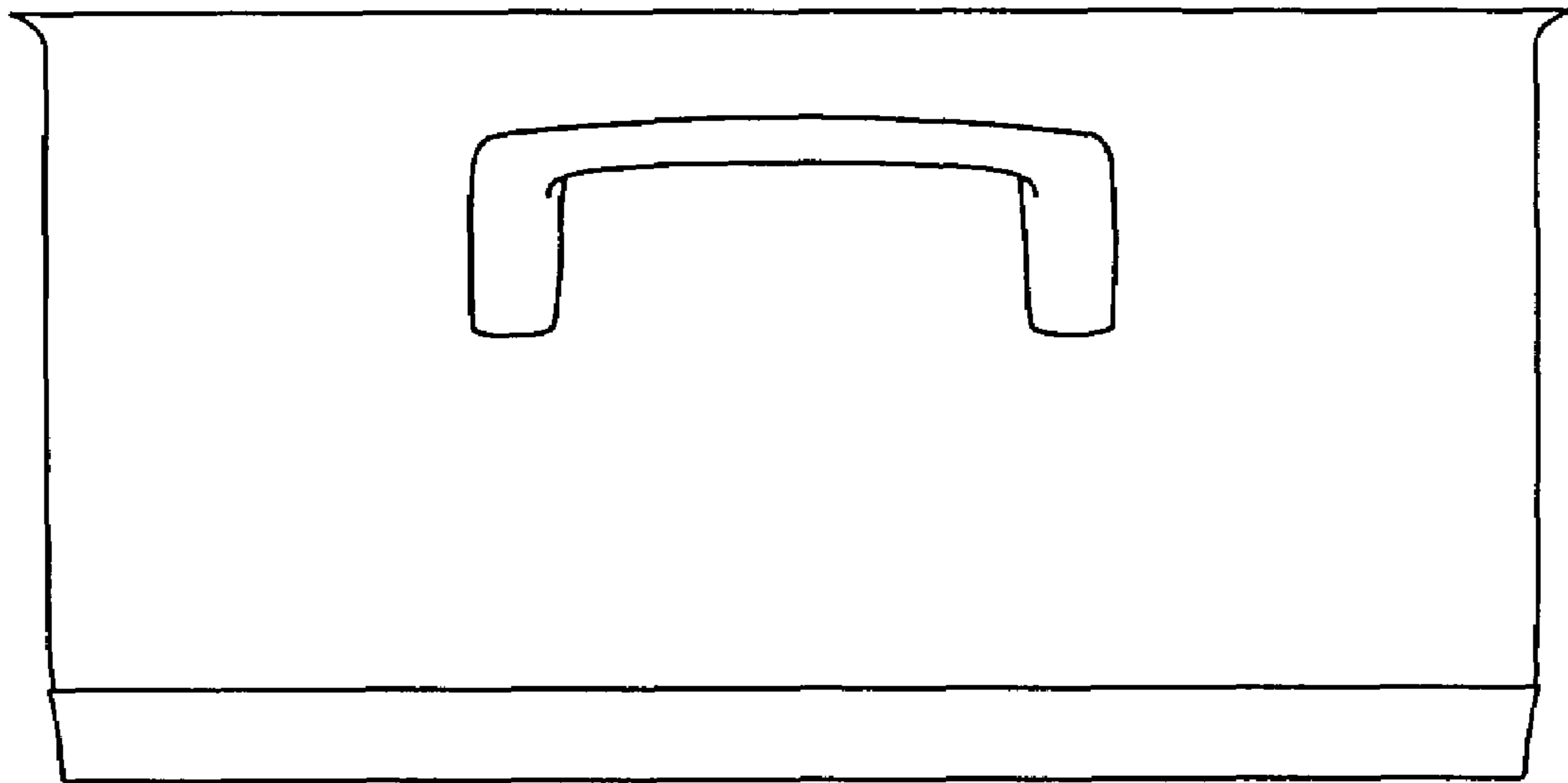


FIG. 2



**FIG. 3**



**FIG. 4**