



US00D562593S

(12) **United States Design Patent**  
**Zambelli**

(10) **Patent No.:** **US D562,593 S**

(45) **Date of Patent:** **\*\* Feb. 26, 2008**

(54) **AUDIO VIDEO SHELVING UNIT**  
(75) Inventor: **Michael P. Zambelli**, Basking Ridge,  
NJ (US)  
(73) Assignee: **Bell'O International Corp.**,  
Morganville, NJ (US)

D515,049 S \* 2/2006 Asanuma et al. .... D14/129  
D515,337 S 2/2006 deCarolis  
D516,838 S 3/2006 Portnoy  
D516,840 S 3/2006 deCarolis  
D519,757 S 5/2006 Portnoy  
D525,052 S 7/2006 Malizia et al.  
D525,054 S \* 7/2006 Stenhouse et al. .... D6/479  
D527,208 S 8/2006 Malizia et al.  
D535,497 S 1/2007 Portnoy

(\*\*) Term: **14 Years**  
(21) Appl. No.: **29/270,922**  
(22) Filed: **Jan. 5, 2007**

**OTHER PUBLICATIONS**

Bell'O 2005/6 International Catalog.

\* cited by examiner

(51) **LOC (8) Cl.** ..... **06-04**  
(52) **U.S. Cl.** ..... **D6/474**  
(58) **Field of Classification Search** ..... D6/474,  
D6/477, 479, 509; D14/129; 108/59-60,  
108/91-92, 147.11, 149; 211/153, 186, 188,  
211/194; 312/9.1, 7.2, 223.1  
See application file for complete search history.

*Primary Examiner*—Elizabeth A. Albert  
*Assistant Examiner*—Kelley A. Donnelly

(74) *Attorney, Agent, or Firm*—Lerner, David, Littenberg,  
Krumholz & Mentlik, LLP

(57) **CLAIM**

The ornamental design for audio video shelving unit, as  
shown and described.

(56) **References Cited**

**U.S. PATENT DOCUMENTS**

D472,073 S 3/2003 de Carolis  
D472,074 S 3/2003 de Carolis  
D472,075 S 3/2003 de Carolis  
D489,548 S 5/2004 Malizia et al.  
D491,748 S 6/2004 deCarolis  
D491,749 S 6/2004 Malizia et al.  
D491,750 S 6/2004 Bertoncini et al.  
D491,753 S 6/2004 deCarolis  
D492,860 S 7/2004 Bertoncini et al.  
D493,982 S 8/2004 deCarolis  
D496,807 S 10/2004 deCarolis  
D497,061 S 10/2004 Decarolis  
D505,573 S 5/2005 Malizia  
D507,433 S 7/2005 Portnoy  
D508,172 S 8/2005 Malizia et al.  
D508,800 S \* 8/2005 Sexton ..... D6/477

**DESCRIPTION**

FIG. 1 is a top perspective view of the subject audio video shelving unit;  
FIG. 2 is a front plan view thereof;  
FIG. 3 is a rear view thereof;  
FIG. 4 right side view thereof (the left side being a mirror image of the right side view);  
FIG. 5 is a top plan view thereof;  
FIG. 6 is a front perspective view of a second embodiment of the subject audio video shelving unit; and,  
FIG. 7 is a top plan view (FIGS. 2-4 being the same as views shown in the first embodiment.)

**1 Claim, 7 Drawing Sheets**

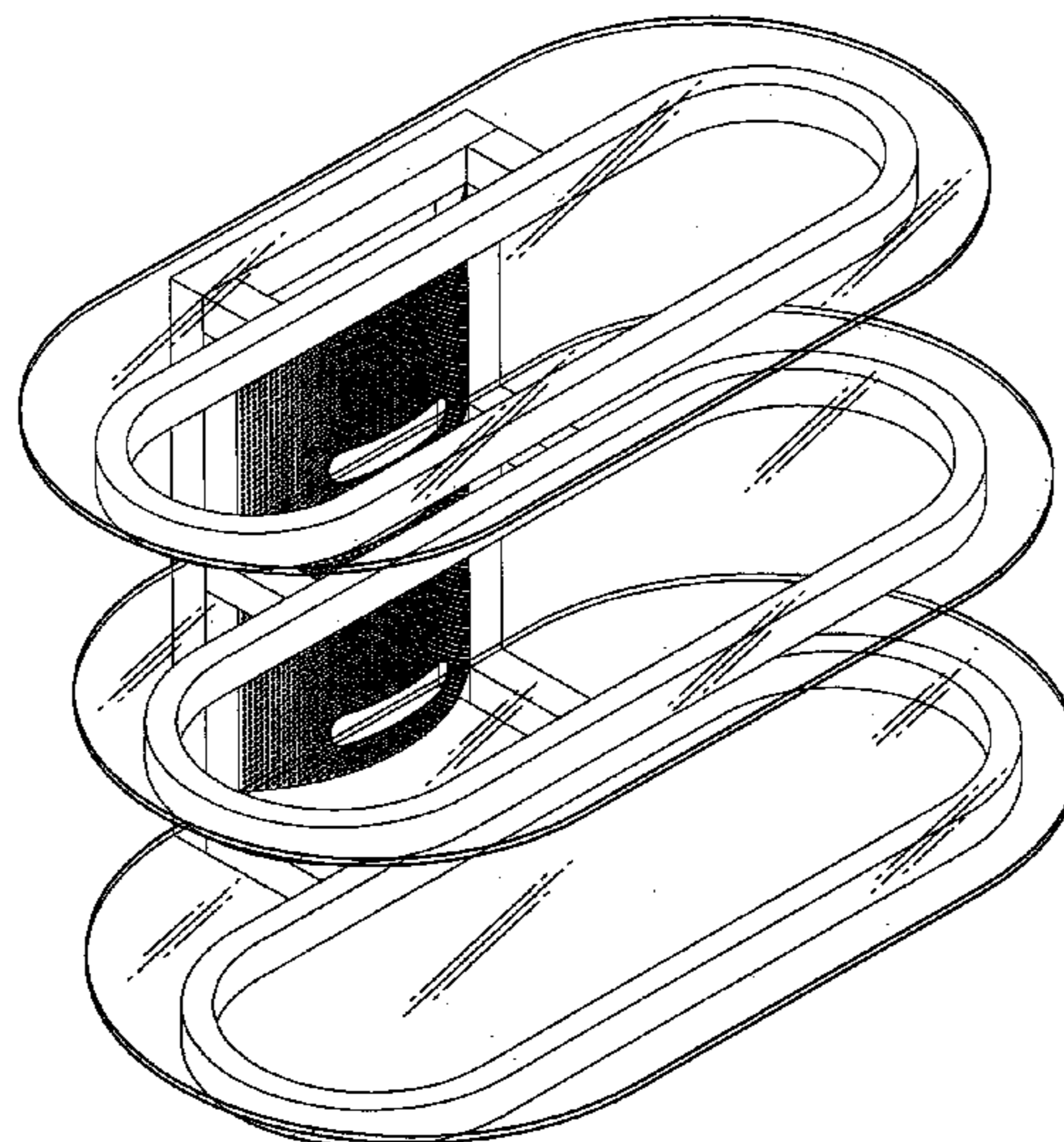


FIG. 1

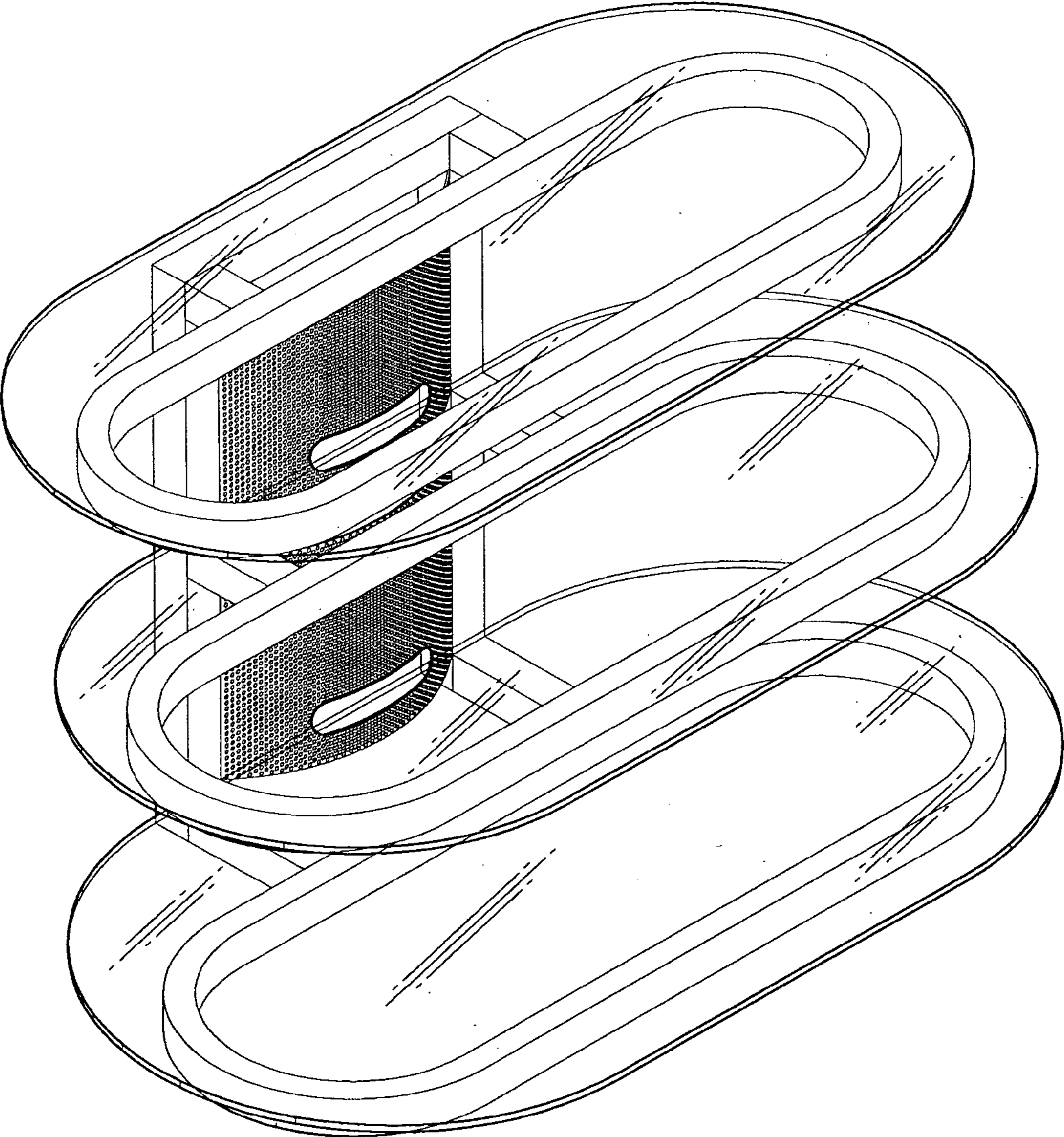
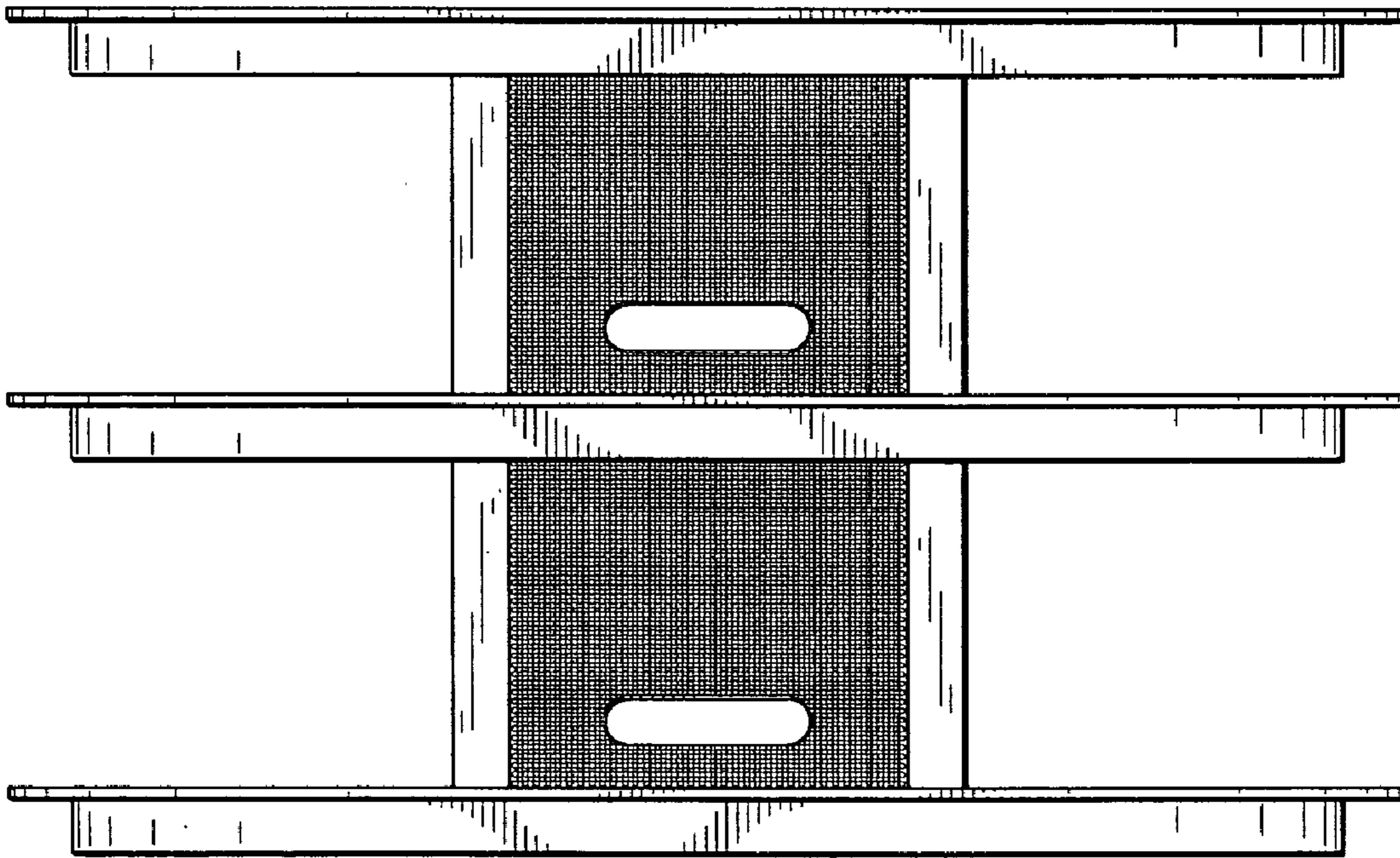
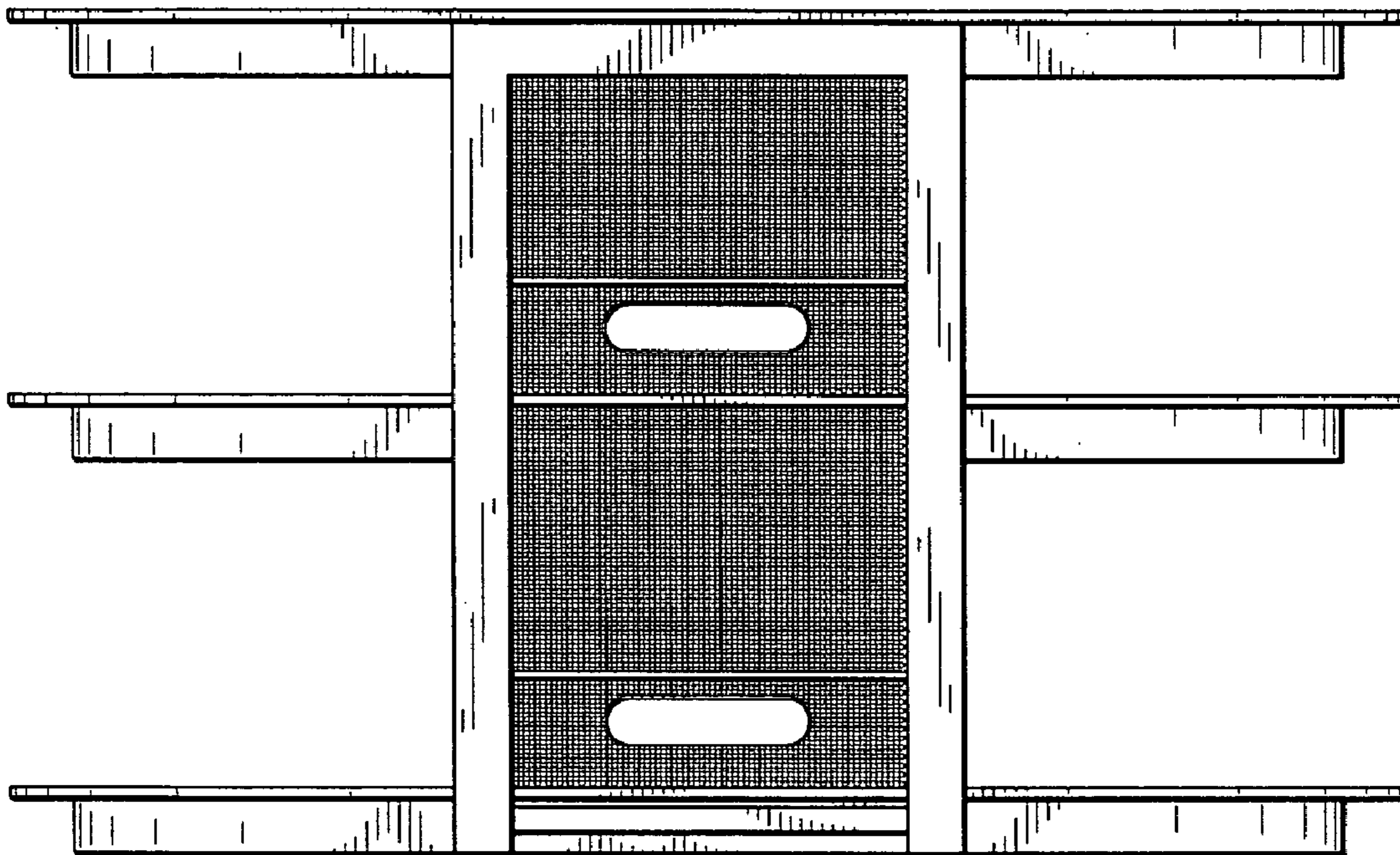


FIG. 2



*FIG. 3*



*FIG. 4*

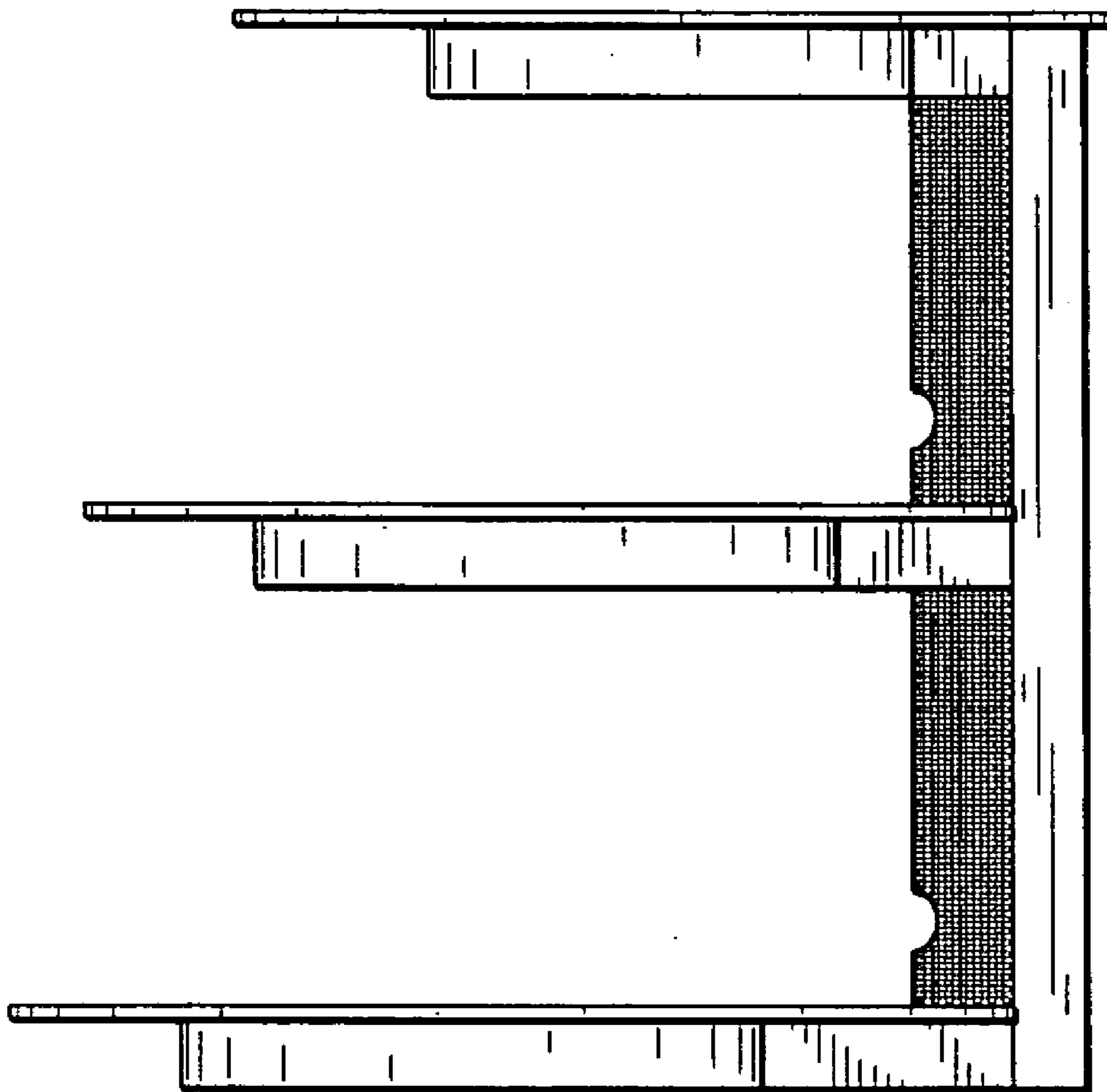


FIG. 5

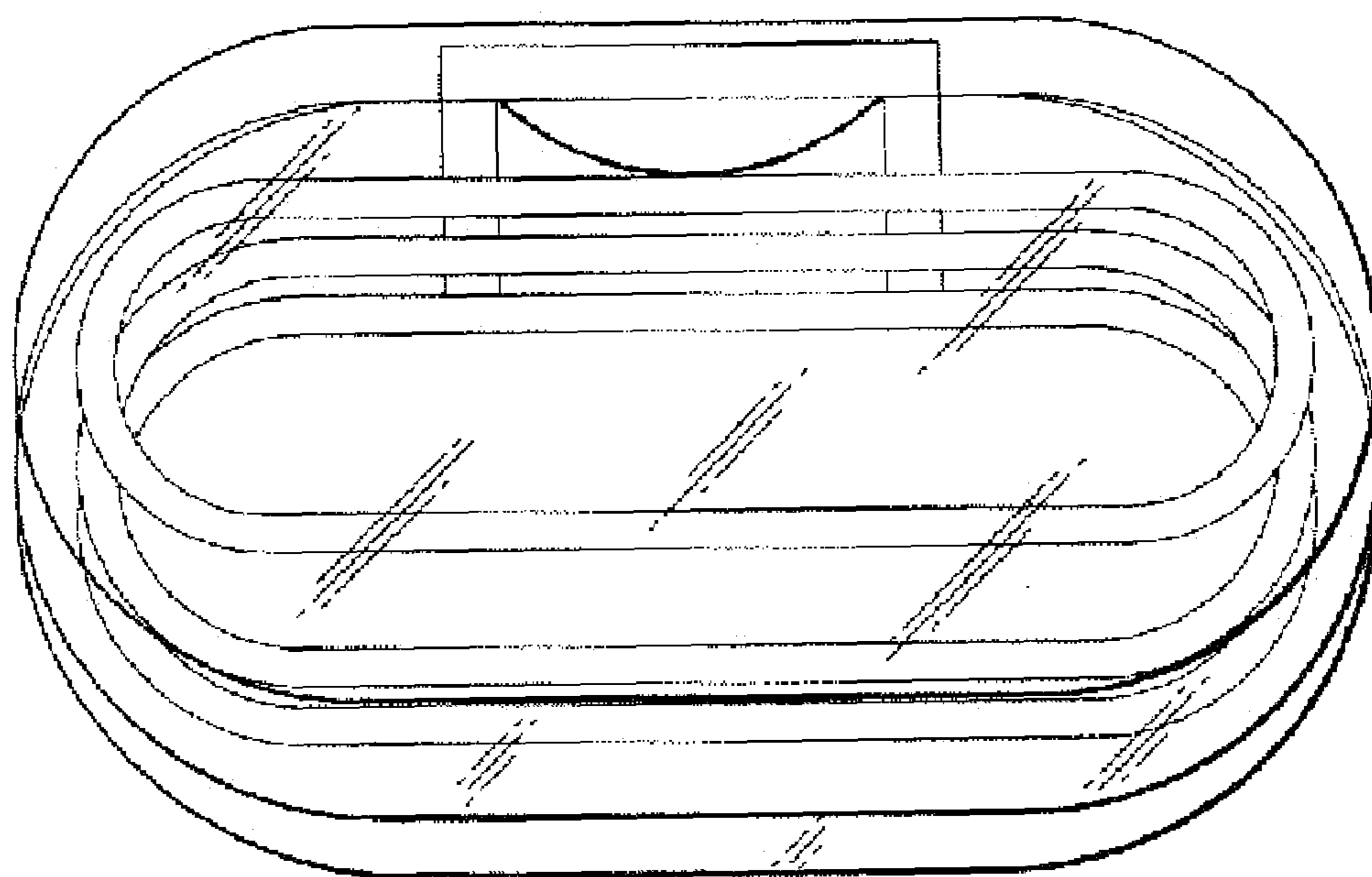
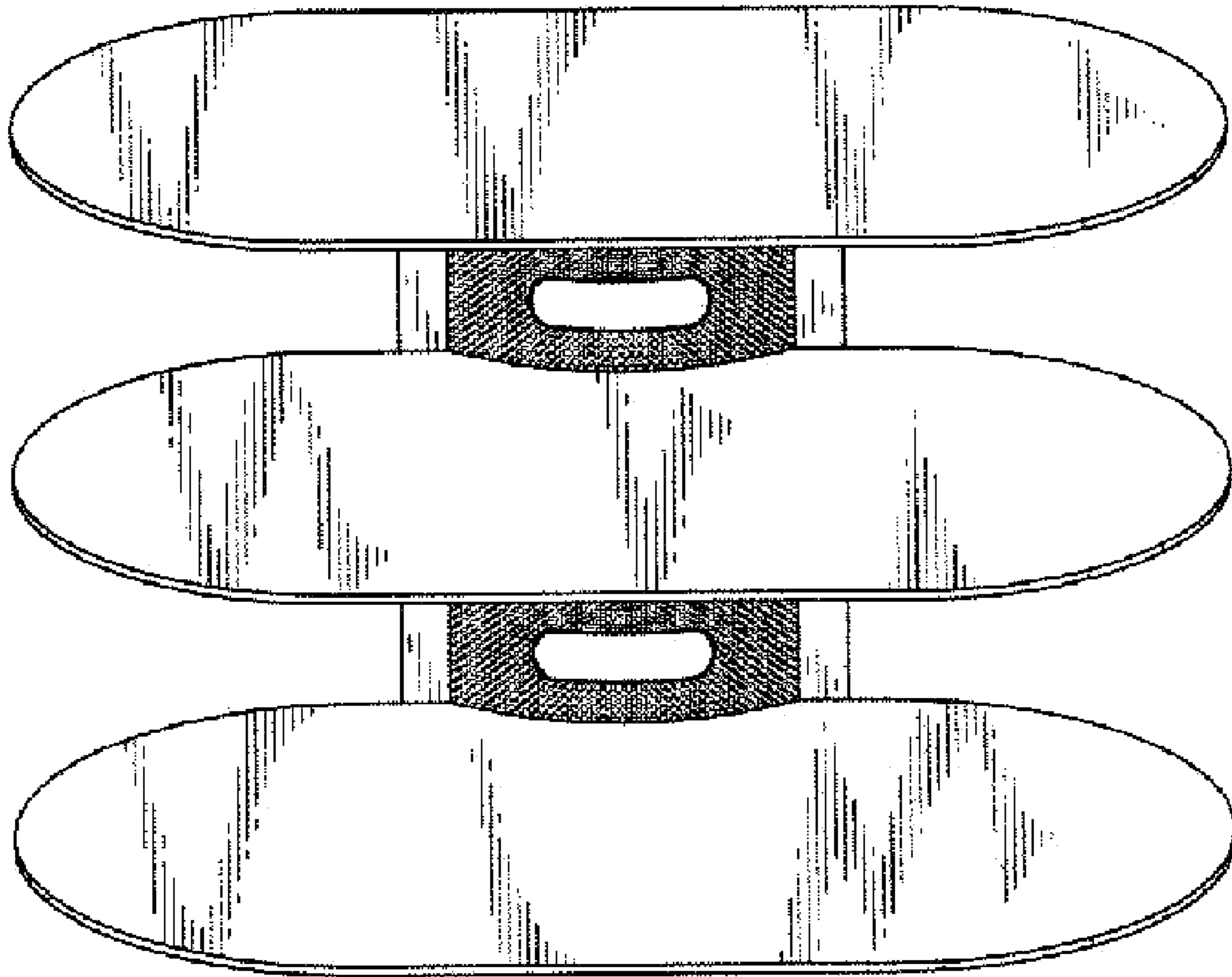


FIG. 6



*FIG. 7*

