

US00D562586S

(12) **United States Design Patent**
Parker

(10) **Patent No.:** **US D562,586 S**

(45) **Date of Patent:** **** Feb. 26, 2008**

(54) **SET OF STORAGE UNITS**

(75) Inventor: **Kent Wallace Parker**, Wellington (NZ)

(73) Assignee: **Formway Furniture Limited**,
Wellington (NZ)

(**) Term: **14 Years**

(21) Appl. No.: **29/201,940**

(22) Filed: **Mar. 23, 2004**

(30) **Foreign Application Priority Data**

Sep. 24, 2003 (NZ) 403933

(51) **LOC (8) Cl.** **06-04**

(52) **U.S. Cl.** **D6/433; D6/441**

(58) **Field of Classification Search** D6/432-448,
D6/396, 419, 422, 428, 461; D14/131, 168;
160/202, 206, 236; 312/108, 297, 7.1, 7.2,
312/307, 222; D34/19, 21

See application file for complete search history.

(56) **References Cited**

U.S. PATENT DOCUMENTS

332,921 A 12/1885 Martinez

(Continued)

FOREIGN PATENT DOCUMENTS

AU 623292 6/1991

(Continued)

OTHER PUBLICATIONS

Wogg 4 Schrank mit Rollfront, Product Brochure Wogg AG, 1989.

(Continued)

Primary Examiner—Mimosa De

(74) *Attorney, Agent, or Firm*—Workman Nydegger

(57) **CLAIM**

The ornamental design for a set of storage units, as shown and described.

DESCRIPTION

FIG. 1 is a top plan view of a first embodiment showing low size storage unit with feet;

FIG. 2 is an elevated front view of the low size storage unit with feet;

FIG. 3 is an elevated back view of the low size storage unit with feet;

FIG. 4 is an elevated side view of the low size storage unit with feet;

FIG. 5 is a perspective view of the low size storage unit with feet;

FIG. 6 is a top plan view of a second embodiment showing a mid size storage unit with feet;

FIG. 7 is an elevated front view of the mid size storage unit with feet;

FIG. 8 is an elevated back view of the mid size storage unit with feet;

FIG. 9 is an elevated side view of the mid size storage unit with feet;

FIG. 10 is a perspective view of the mid size storage unit with feet;

FIG. 11 is a top plan view of a third embodiment showing a tall size storage unit with feet;

FIG. 12 is an elevated front view of the tall size storage unit with feet;

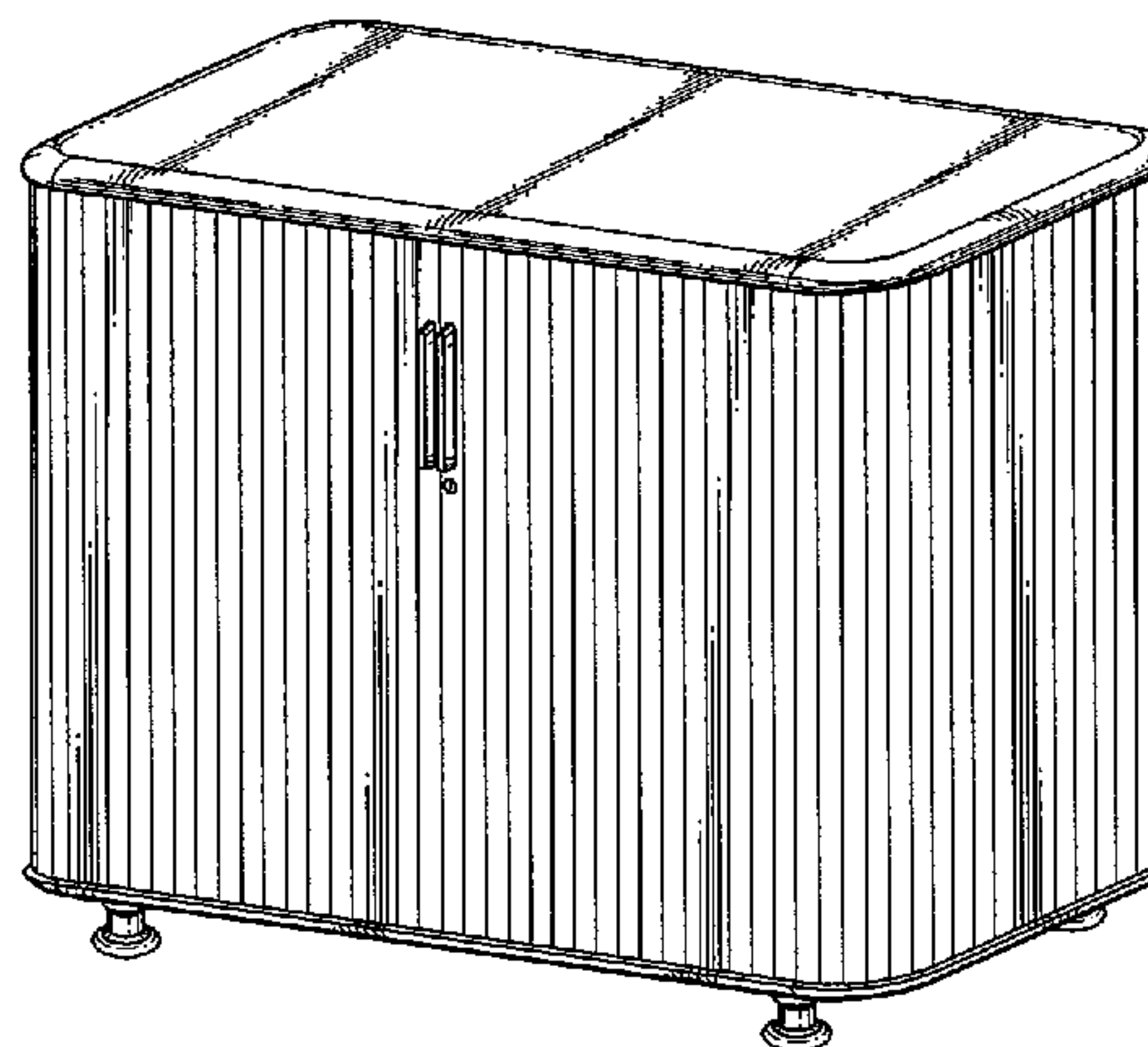
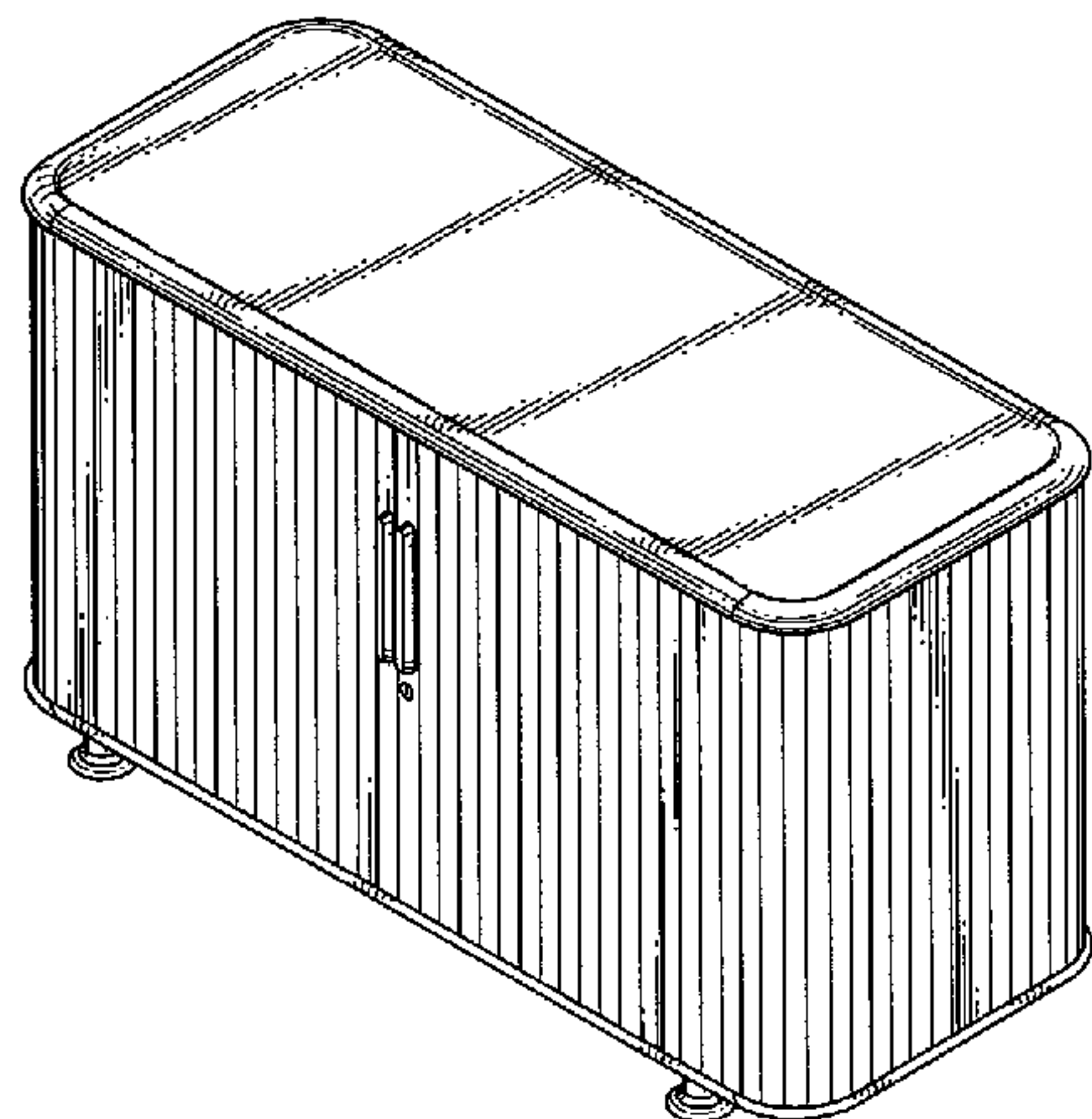
FIG. 13 is an elevated back view of the tall size storage unit with feet;

FIG. 14 is an elevated side view of the tall size storage unit with feet;

FIG. 15 is a perspective view of the tall size storage unit with feet; and,

FIG. 16 is an enlarged cross sectional top plan view of a portion of the slatted cover of each of the above storage units.

1 Claim, 8 Drawing Sheets



US D562,586 S

Page 2

U.S. PATENT DOCUMENTS

2,311,470 A 2/1943 Ritter
 2,324,398 A 7/1943 Kahr
 2,411,902 A 12/1946 Skelly
 2,458,537 A 1/1949 Skelly
 D165,955 S * 2/1952 Adler D14/131
 D171,630 S * 3/1954 Zimmerman D6/428
 2,690,216 A 9/1954 Scott
 2,852,221 A * 9/1958 Steiner 248/188
 3,062,338 A 11/1962 Ridder et al.
 3,076,500 A 2/1963 Zoll et al.
 3,110,533 A * 11/1963 Le Bron 312/222
 D209,665 S * 12/1967 Hauser D6/495
 3,460,878 A 8/1969 Peterson et al.
 3,479,784 A 11/1969 Massagli
 3,645,597 A 2/1972 Sakow
 3,717,247 A 2/1973 Moore
 3,814,493 A 6/1974 Radke
 3,842,890 A 10/1974 Kramer
 D238,300 S * 12/1975 Klemm D7/347
 3,953,560 A 4/1976 Klein
 D242,197 S * 11/1976 Herr D6/448
 4,217,012 A 8/1980 Klaus
 D256,639 S * 9/1980 Lee et al. D6/436
 4,279,454 A * 7/1981 Koiso et al. 312/297
 D265,478 S * 7/1982 Seaman et al. D14/140.3
 4,413,489 A 11/1983 Hogue
 4,441,768 A * 4/1984 Clarkson 312/257.1
 D279,738 S * 7/1985 Dawe D6/433
 4,563,381 A 1/1986 Woodland
 4,577,352 A 3/1986 Gautheron
 4,681,379 A * 7/1987 Pillinini 312/297
 4,795,206 A 1/1989 Adams
 4,830,144 A 5/1989 Werner
 D301,526 S * 6/1989 Jacobs et al. D6/433
 D301,527 S * 6/1989 Jacobs et al. D6/433
 4,846,247 A 7/1989 Kessler
 4,882,799 A 11/1989 Shapiro
 4,901,436 A 2/1990 Gosch et al.
 5,050,664 A 9/1991 Legeais
 5,060,425 A * 10/1991 Kappers et al. 52/36.4
 5,065,808 A 11/1991 Hopperdietzel
 D328,171 S * 7/1992 Hikawa D34/20

D335,732 S * 5/1993 King D34/21
 D337,901 S * 8/1993 van den Nieuwelaar D6/433
 5,236,260 A 8/1993 Yu
 5,255,970 A * 10/1993 Theosabrata 312/297
 D341,041 S * 11/1993 Hollington D6/428
 5,302,013 A 4/1994 Reiner
 D354,638 S * 1/1995 Todd et al. D6/433
 D366,578 S * 1/1996 Cormican et al. D6/470
 5,823,645 A * 10/1998 Darling 312/297
 D418,699 S * 1/2000 Burns et al. D6/496
 D429,916 S * 8/2000 Hurd D6/436
 D430,373 S * 8/2000 Montague D34/19
 D436,754 S * 1/2001 Bellini D6/445
 D452,392 S * 12/2001 Meder et al. D6/432
 D456,182 S * 4/2002 Hamilton et al. D6/491
 D457,704 S * 5/2002 Fiscus et al. D34/20
 6,468,454 B1 10/2002 Westphal et al.
 D466,333 S * 12/2002 Hwang D6/441
 D472,732 S * 4/2003 Citterio D6/433
 D473,403 S * 4/2003 Rockcastle D6/449

FOREIGN PATENT DOCUMENTS

AU	673283	3/1996
AU	199933949 A1	1/2000
DE	2 111 317	5/1972
EP	0 428 844 A2	5/1991
EP	0 504 602 A1	9/1992
GB	2 113 749 A	8/1983
WO	WO 99/32703	7/1999
WO	WO 01/06187 A2	1/2001
WO	WO 01/25583 A1	4/2001
WO	WO 01/36777 A1	5/2001
WO	WO 02/052988 A1	7/2002
WO	WO 02/101276 A2	12/2002

OTHER PUBLICATIONS

Wogg 17 Ellipsen-turn, Product Brochure Wogg AG, 1996.
 Wogg 21 Behalter mobil serie gross, Product Brochure Wogg AG, 2002.
 Wogg 26 Longboard, Product Brochure Wogg AG, 2002.

* cited by examiner

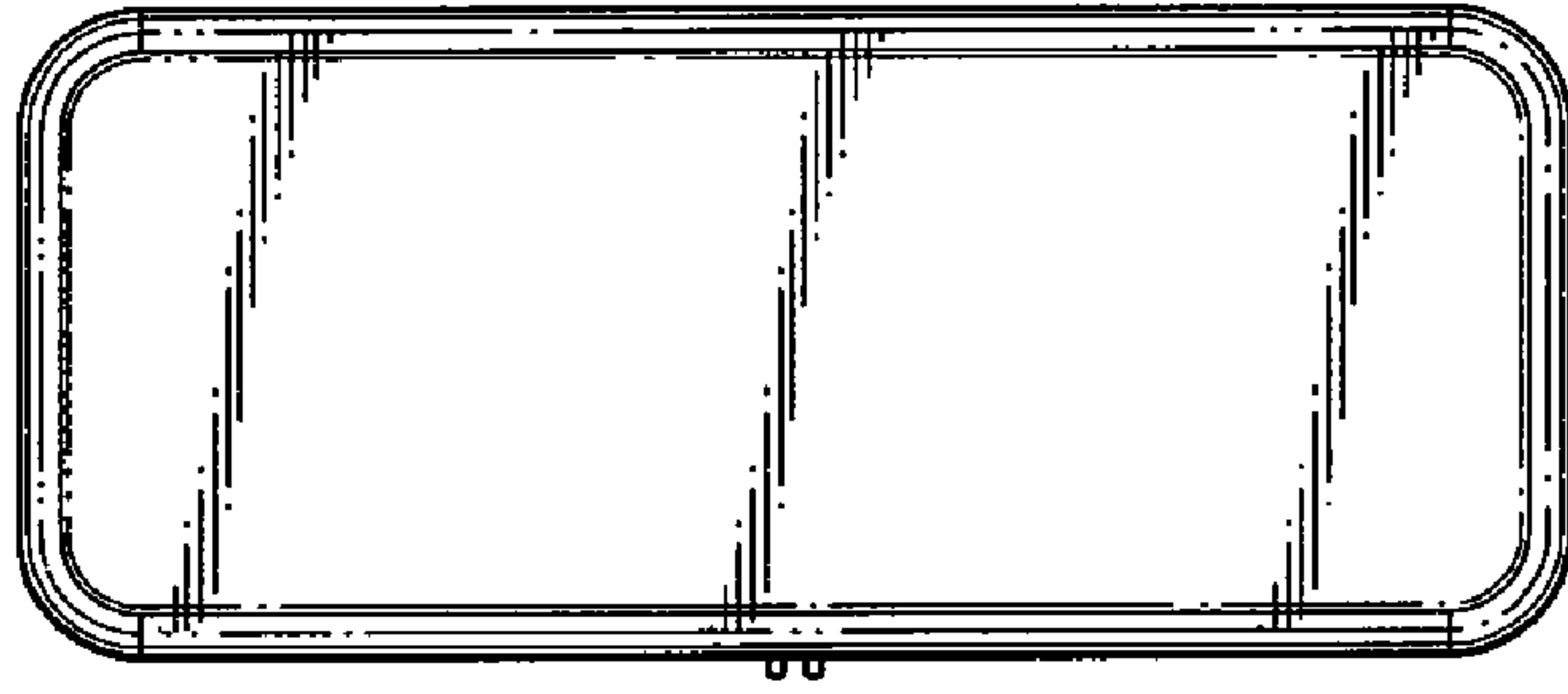


FIGURE 1

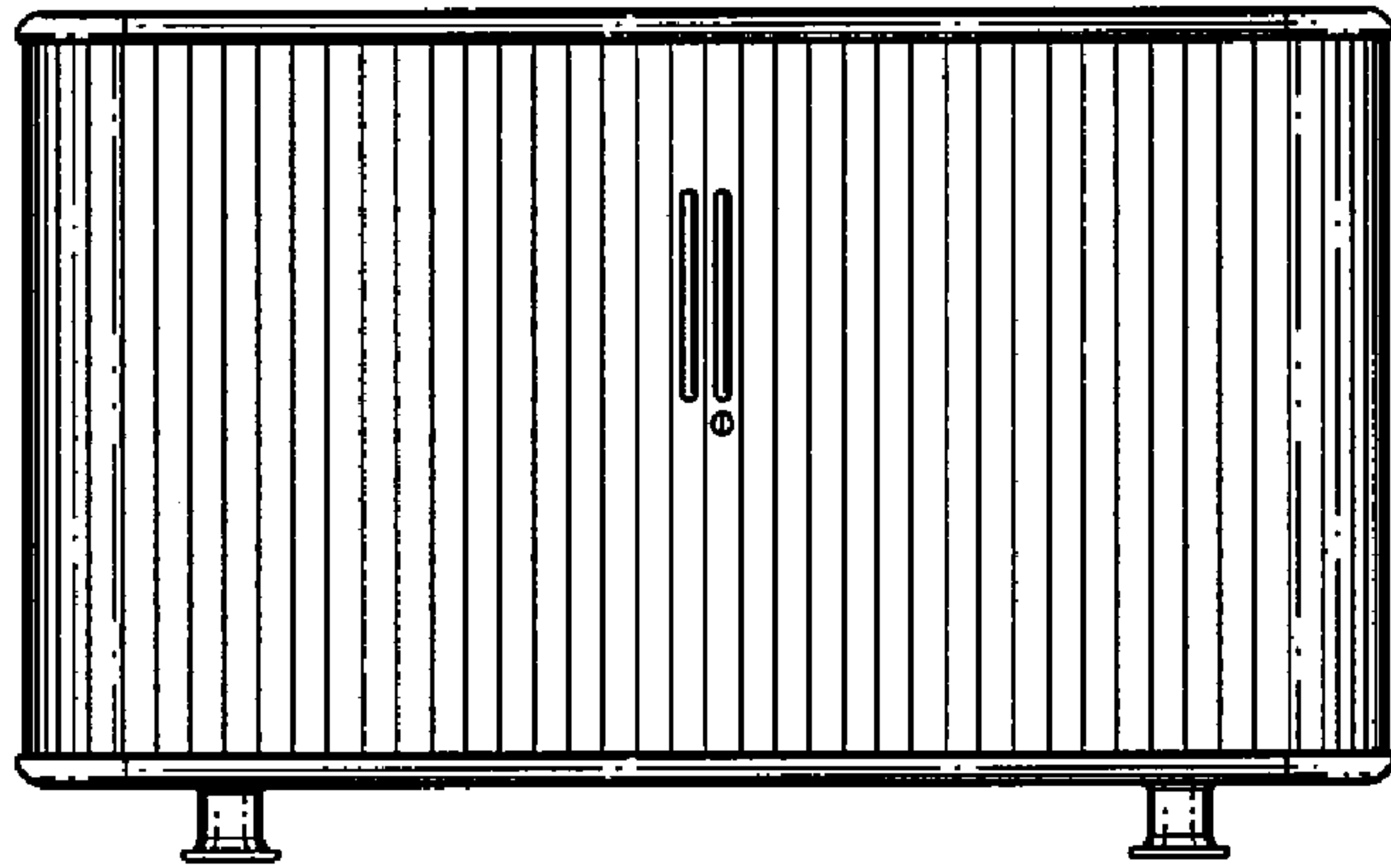


FIGURE 2

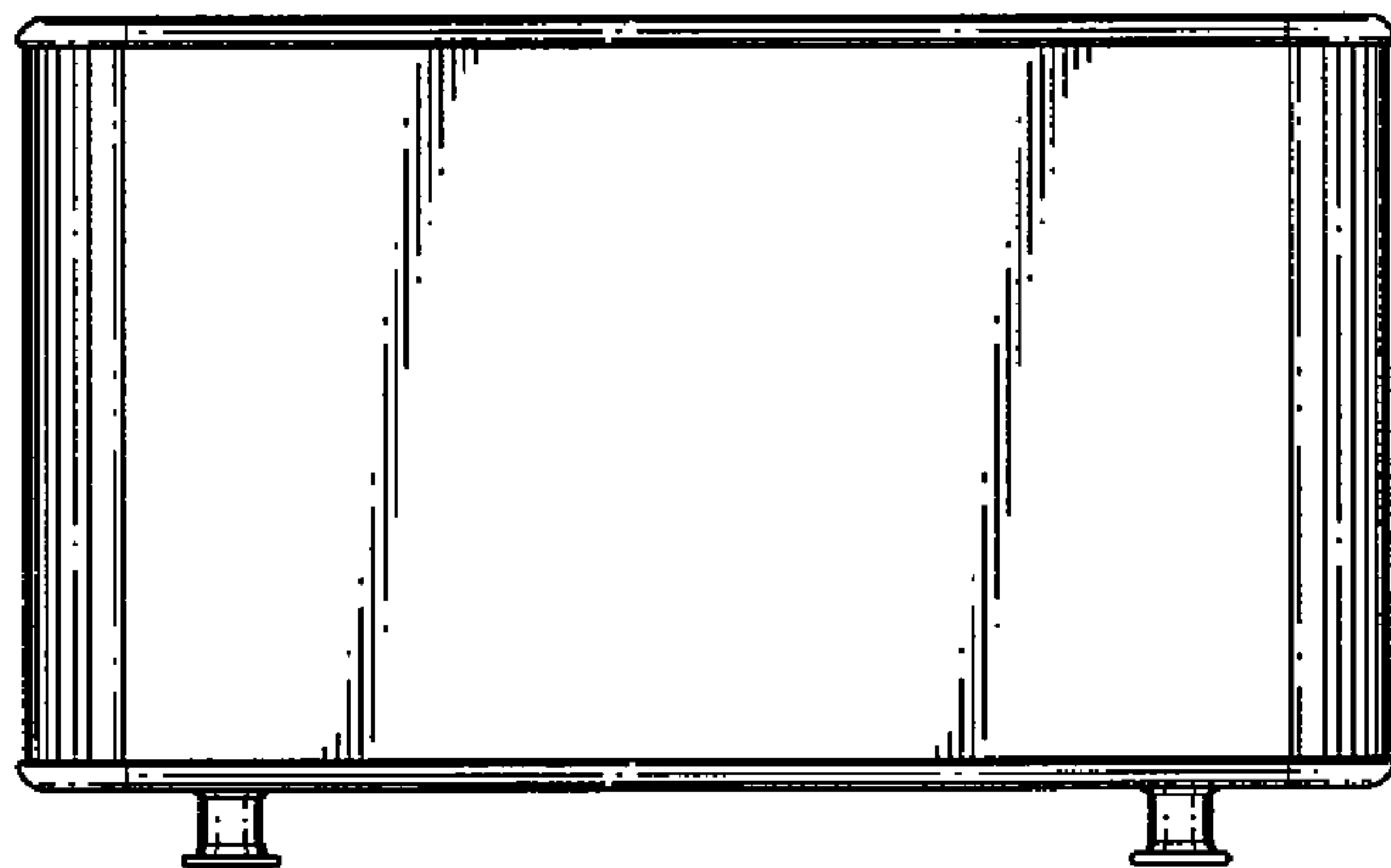


FIGURE 3




FIGURE 4

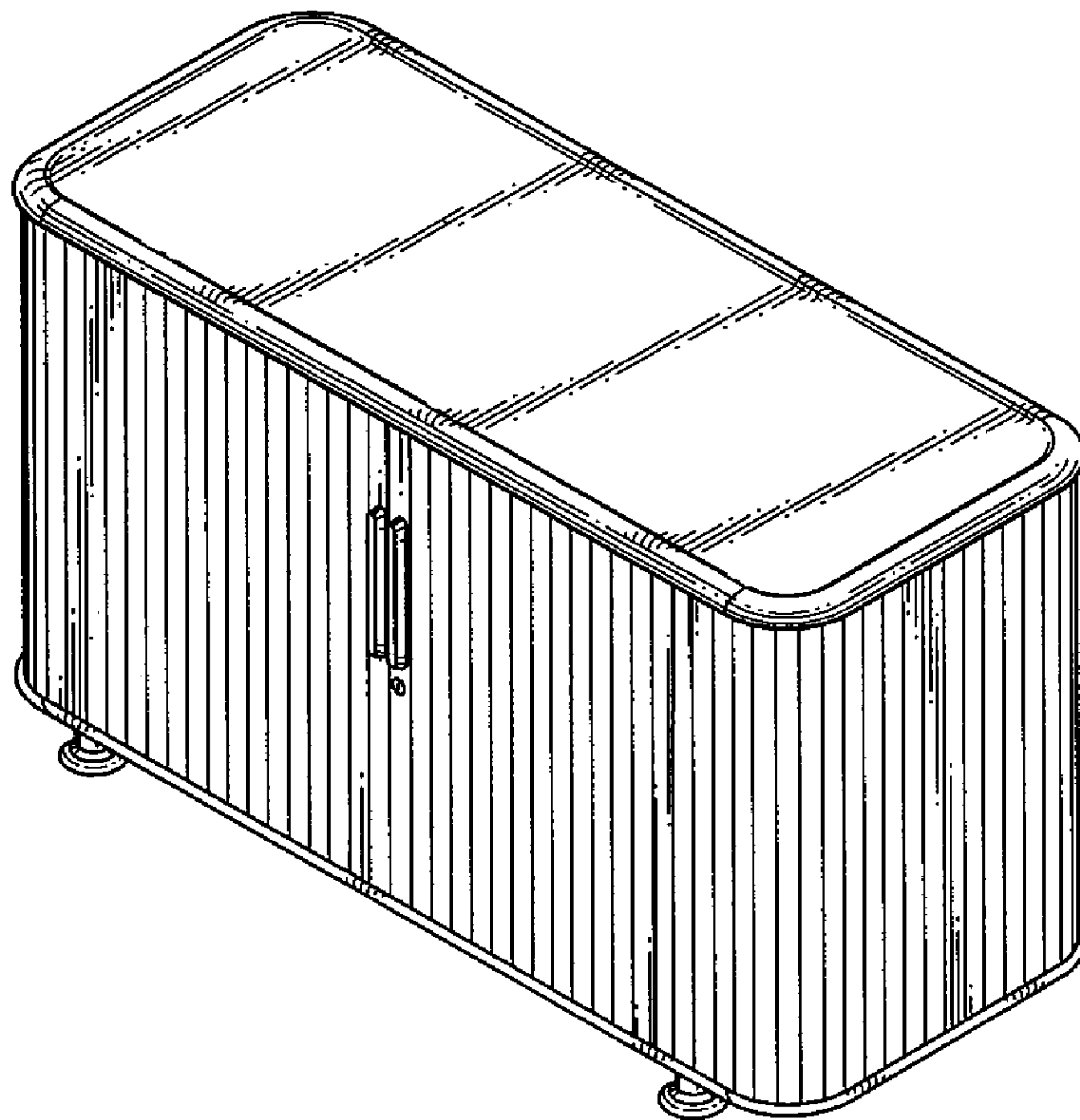


FIGURE 5




FIGURE 6

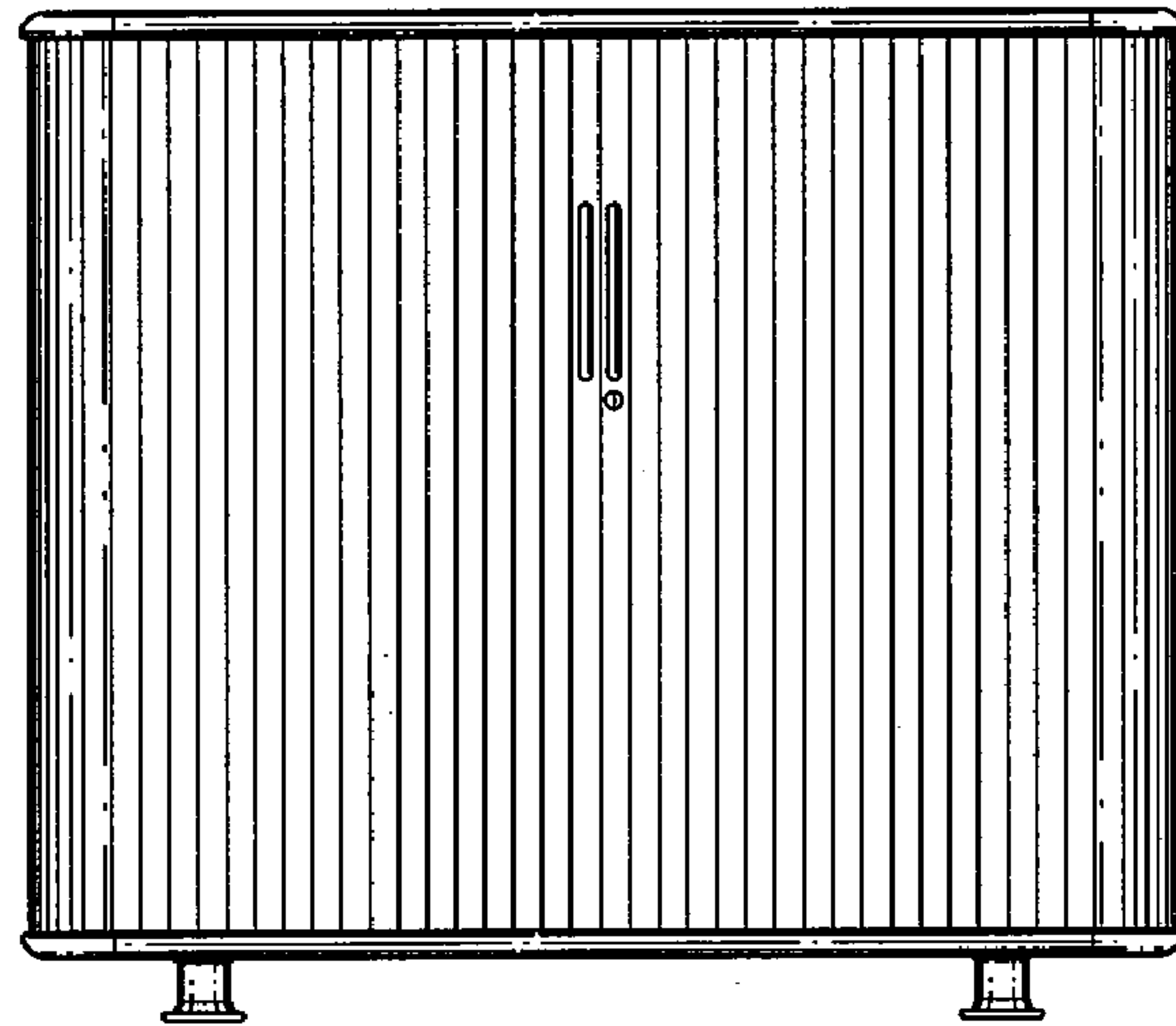


FIGURE 7

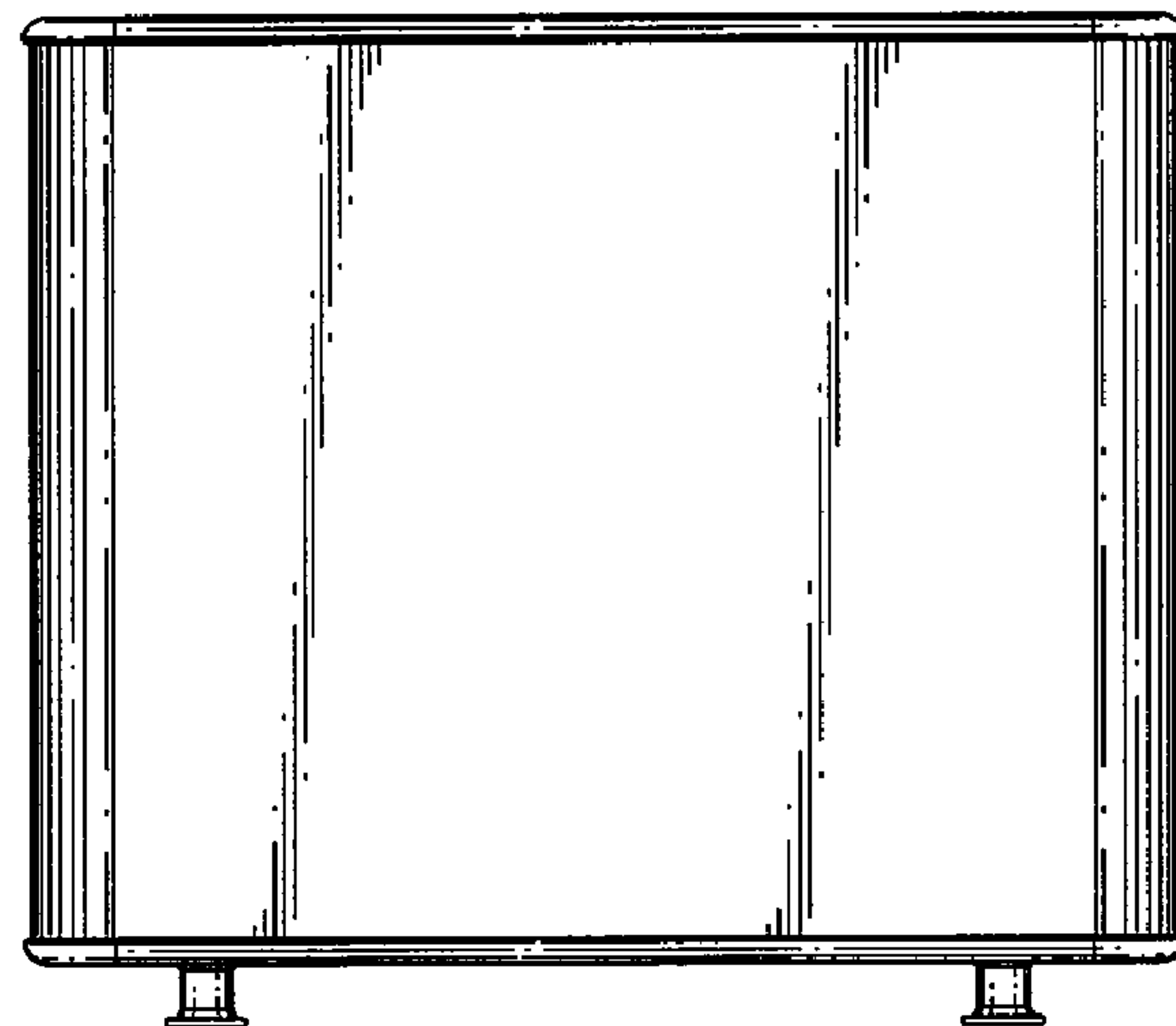


FIGURE 8

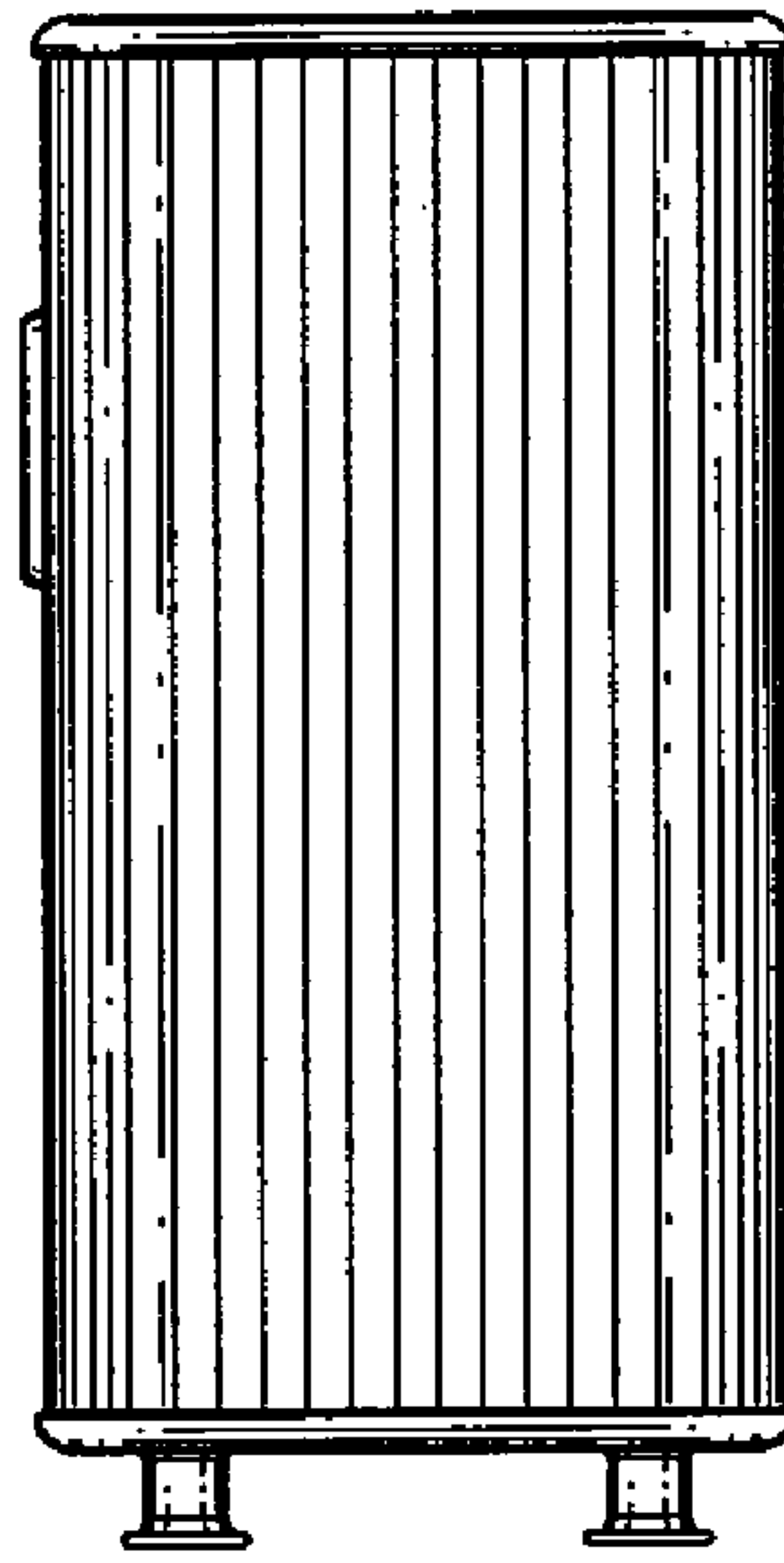


FIGURE 9

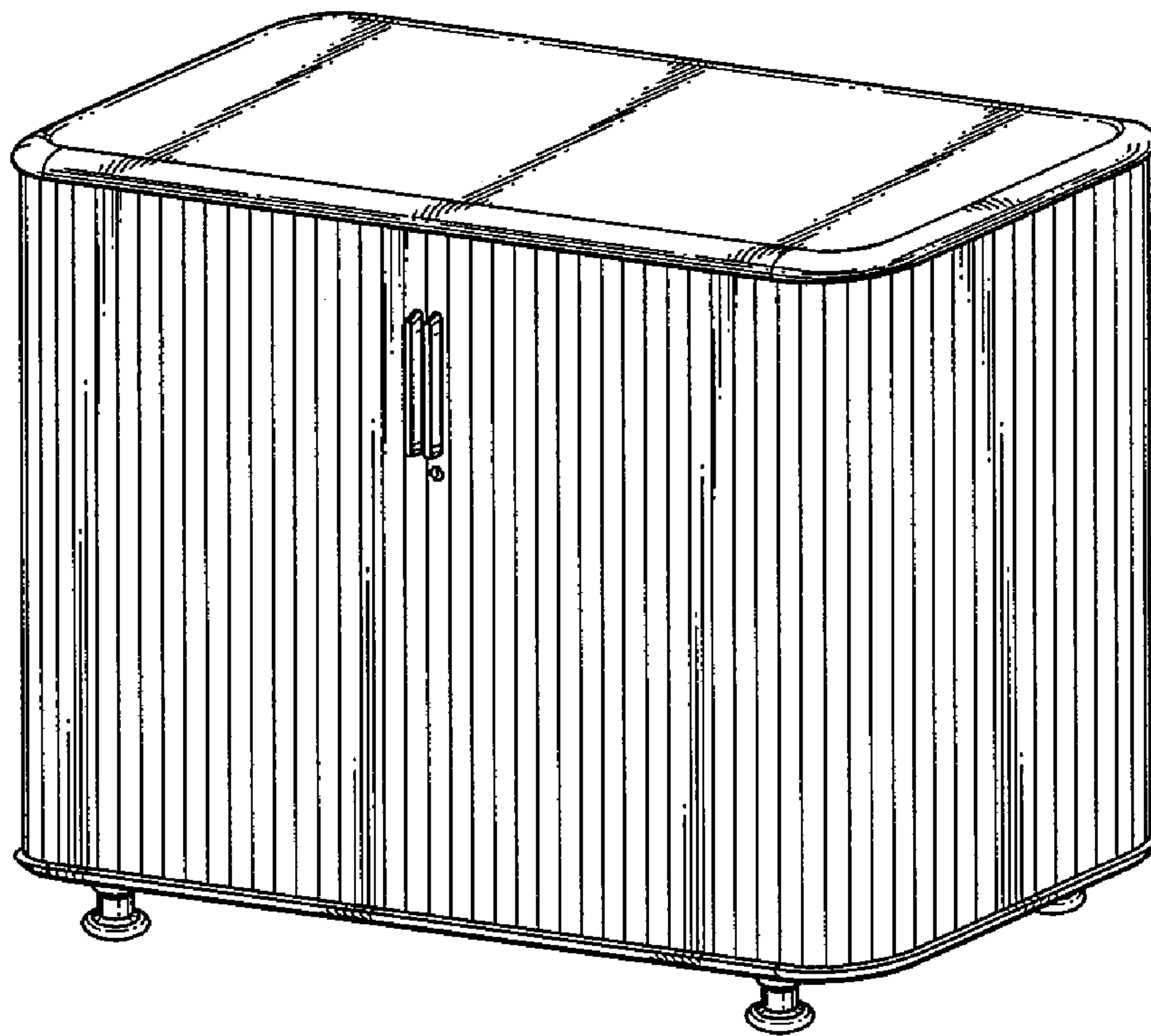


FIGURE 10




FIGURE 11




FIGURE 12




FIGURE 13




FIGURE 14

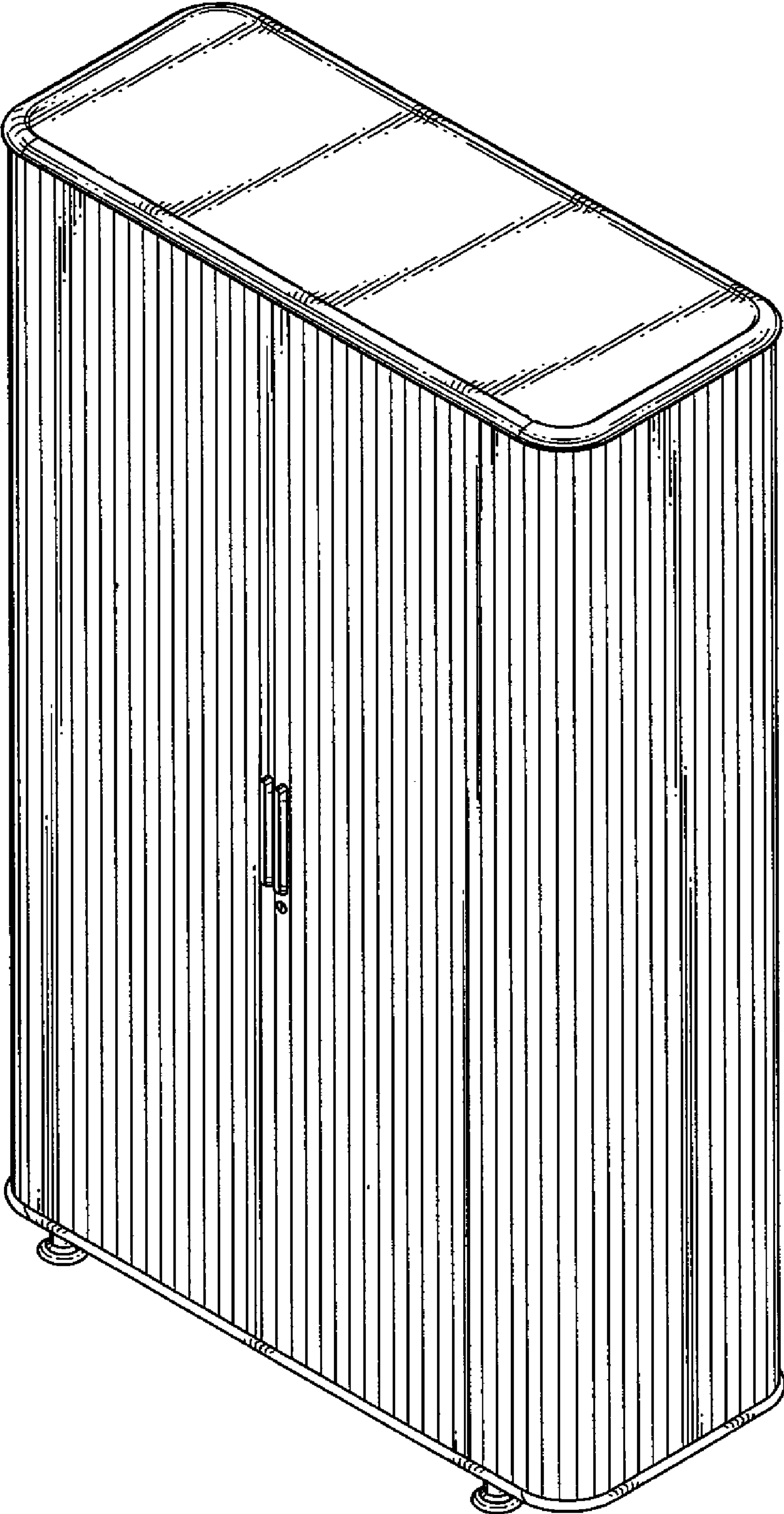


FIGURE 15

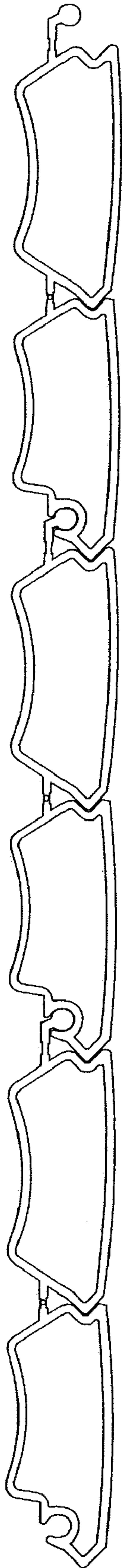


FIGURE 16