

US00D562584S

(12) **United States Design Patent** (10) **Patent No.:** **US D562,584 S**
Mauleón et al. (45) **Date of Patent:** **** Feb. 26, 2008**

(54) **VENDING UNIT**

D488,666 S * 4/2004 Mobley et al. D7/339
D495,109 S * 8/2004 Dallman D99/28
D536,204 S * 2/2007 Isett et al. D7/305

(75) Inventors: **Juan Manuel Mauleón**, Mexico City
(MX); **Eloy Vaz Cámara**, Col de Valle
(MX)

FOREIGN PATENT DOCUMENTS

EP 1219213 A1 * 7/2002

(73) Assignee: **Danta Design, Inc.**, Studio City, CA
(US)

* cited by examiner

(**) Term: **14 Years**

Primary Examiner—Joel A. Sincavage

Assistant Examiner—Sydney R. Buffalow

(21) Appl. No.: **29/234,672**

(74) *Attorney, Agent, or Firm*—Woodard, Emhardt,
Moriarty, McNett & Henry LLP

(22) Filed: **Jul. 21, 2005**

(57) **CLAIM**

(51) **LOC (8) Cl.** **06-04**

The ornamental design for a vending unit, as shown and described.

(52) **U.S. Cl.** **D6/397**

(58) **Field of Classification Search** D6/396,
D6/397, 449, 542, 481, 471; D25/16; 312/31,
312/118, 119; 108/28; D20/1-10; 99/339;
D99/28; D7/305, 339; 126/299 R
See application file for complete search history.

DESCRIPTION

FIG. 1 is a perspective view of the vending unit.

FIG. 2 is a front view thereof.

FIG. 3 is a top view thereof.

FIG. 4 is a right view thereof; the left view is symmetric;
and,

FIG. 5 is a rear view thereof.

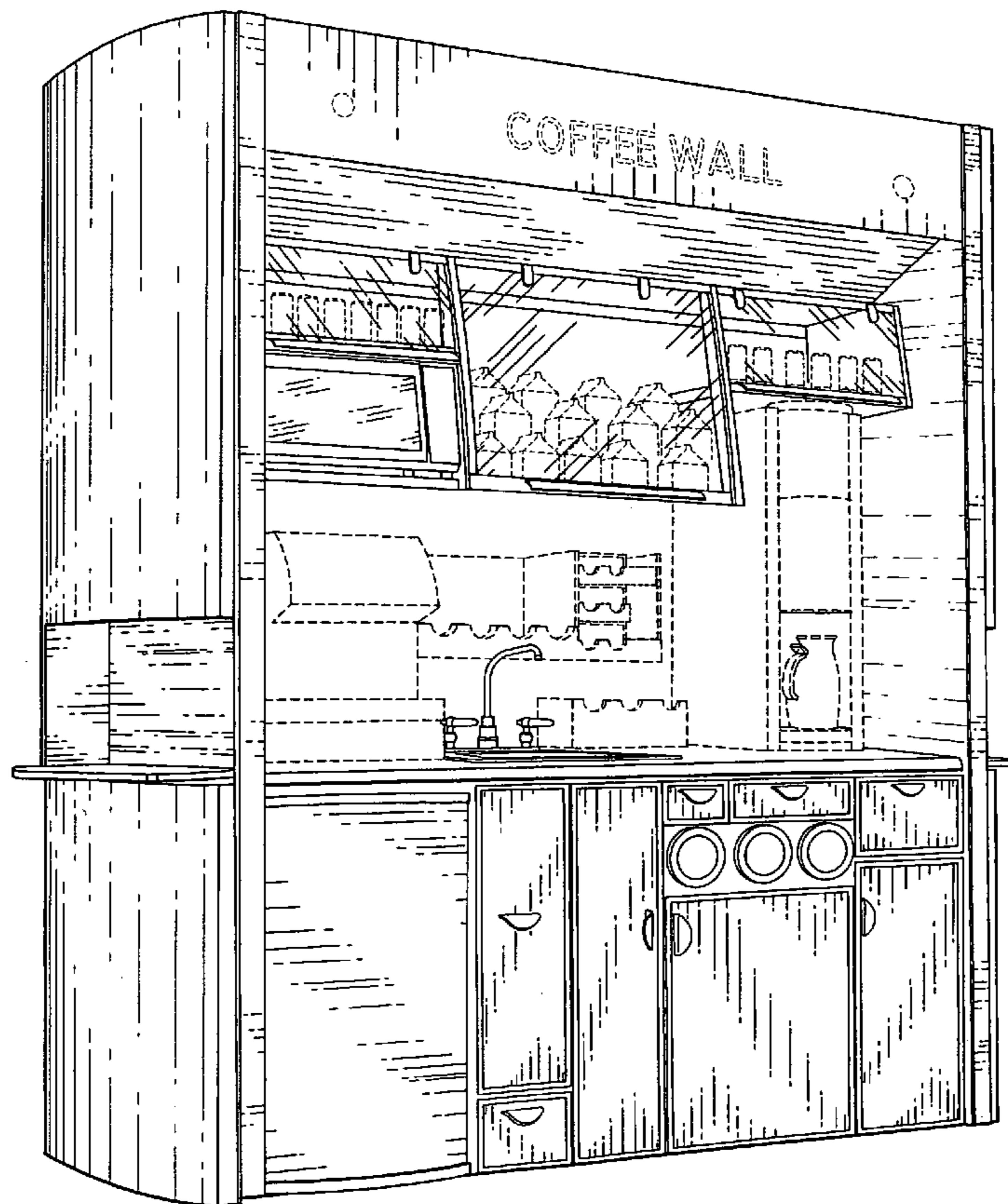
The broken lines are for illustrative purposes only and form
no part of the claimed design.

(56) **References Cited**

U.S. PATENT DOCUMENTS

D292,993 S * 12/1987 Morgan et al. D20/5
4,941,714 A * 7/1990 Seymour 312/31
5,572,984 A * 11/1996 Alden et al. 126/299 R
D437,420 S * 2/2001 Barnhill et al. D25/16
6,598,514 B2 * 7/2003 Leggi 99/339

1 Claim, 3 Drawing Sheets



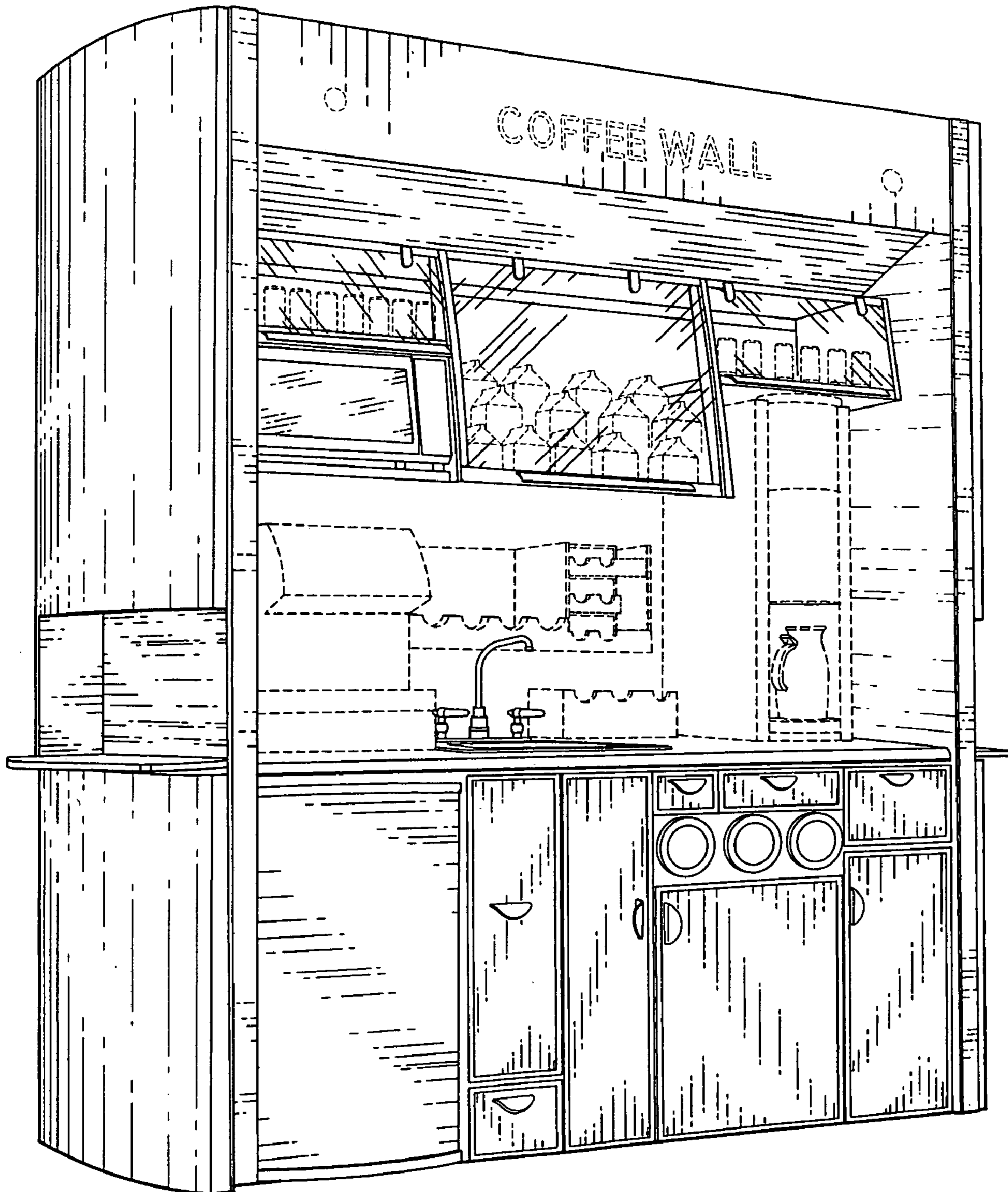


Fig. 1




Fig. 3

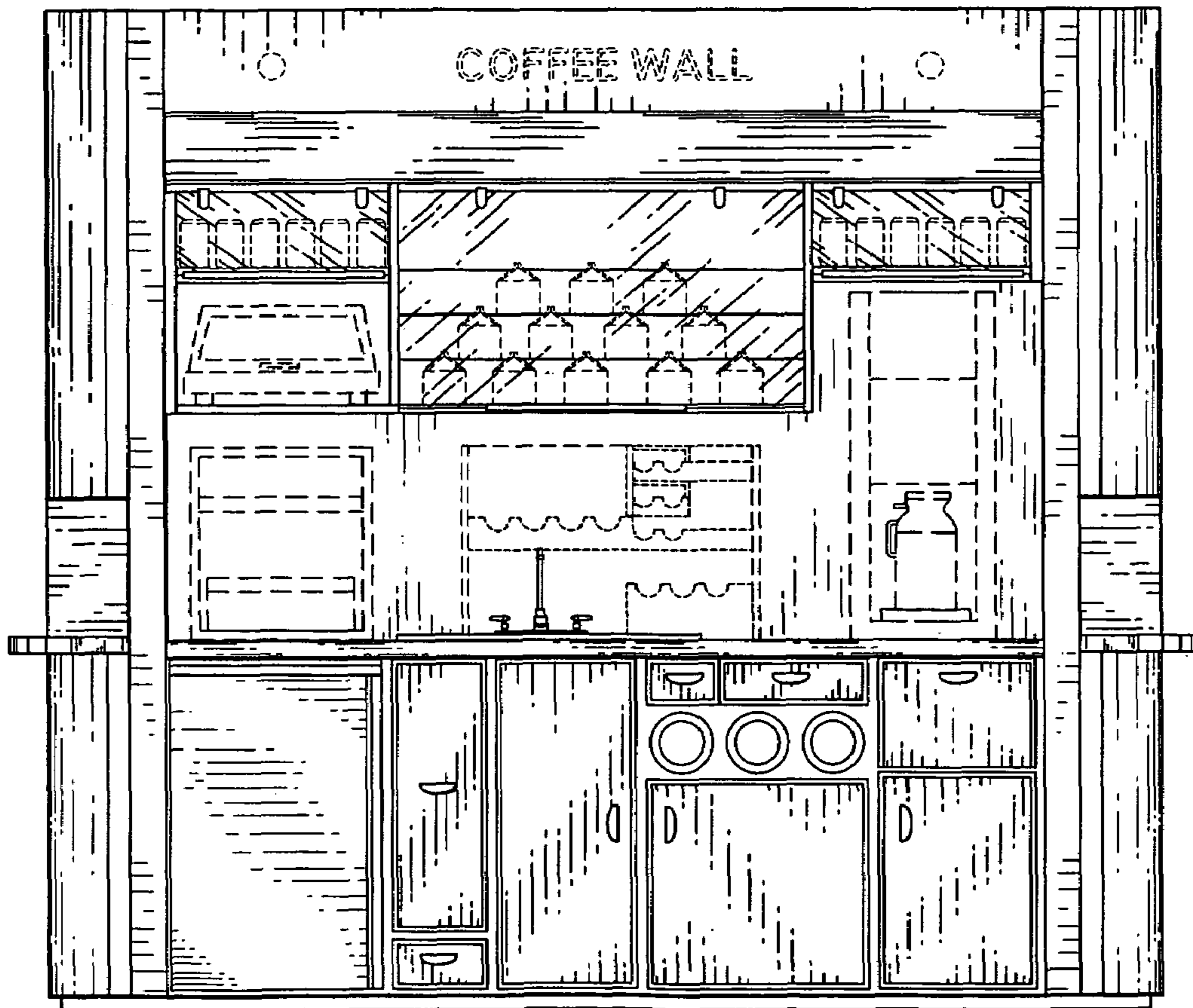


Fig. 2




Fig. 5

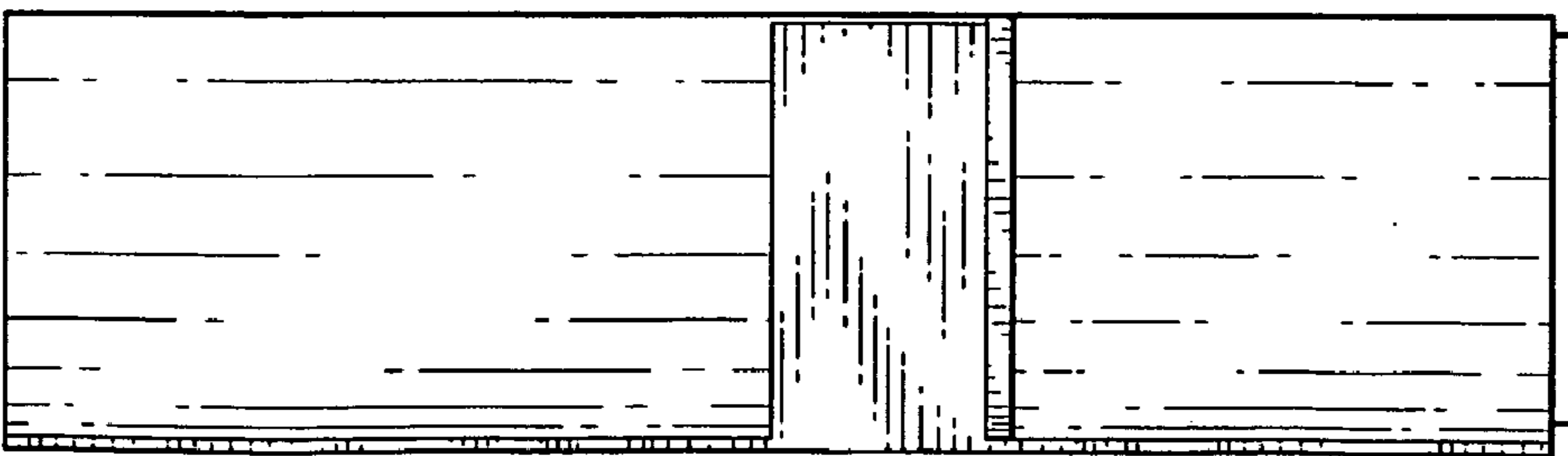


Fig. 4