

US00D562580S

(12) **United States Design Patent**
Knudsen

(10) **Patent No.:** **US D562,580 S**

(45) **Date of Patent:** **** Feb. 26, 2008**

(54) **DECK CHAIR**

D427,792 S * 7/2000 Hodge D6/361
D540,552 S * 4/2007 Good D6/361

(76) Inventor: **Mark Knudsen**, 124 Lower Creek Rd.,
Stockton, NJ (US) 08559

* cited by examiner

(**) Term: **14 Years**

Primary Examiner—Mimosa De
(74) *Attorney, Agent, or Firm*—Sperry, Zoda & Kane

(21) Appl. No.: **29/289,219**

(57) **CLAIM**

(22) Filed: **Jul. 12, 2007**

The ornamental design for a deck chair, as shown and described.

(51) **LOC (8) Cl.** **06-01**

(52) **U.S. Cl.** **D6/361**

(58) **Field of Classification Search** D6/334–336,
D6/360, 361, 367, 368, 370, 374, 375, 379,
D6/380, 500–502; 297/377, 445.1, 448.1,
297/452.63

DESCRIPTION

See application file for complete search history.

FIG. 1 is a front three-quarter perspective embodying my new design;

FIG. 2 is a front view;

FIG. 3 is a rear view;

FIG. 4 is a side view taken from the left of FIG. 1;

FIG. 5 is a top plan view; and,


FIG. 6 is a bottom plan view.

(56) **References Cited**

U.S. PATENT DOCUMENTS

D312,735 S * 12/1990 Hoffmann D6/335
D379,722 S * 6/1997 Good D6/361
D420,822 S * 2/2000 Sabo D6/361

1 Claim, 4 Drawing Sheets



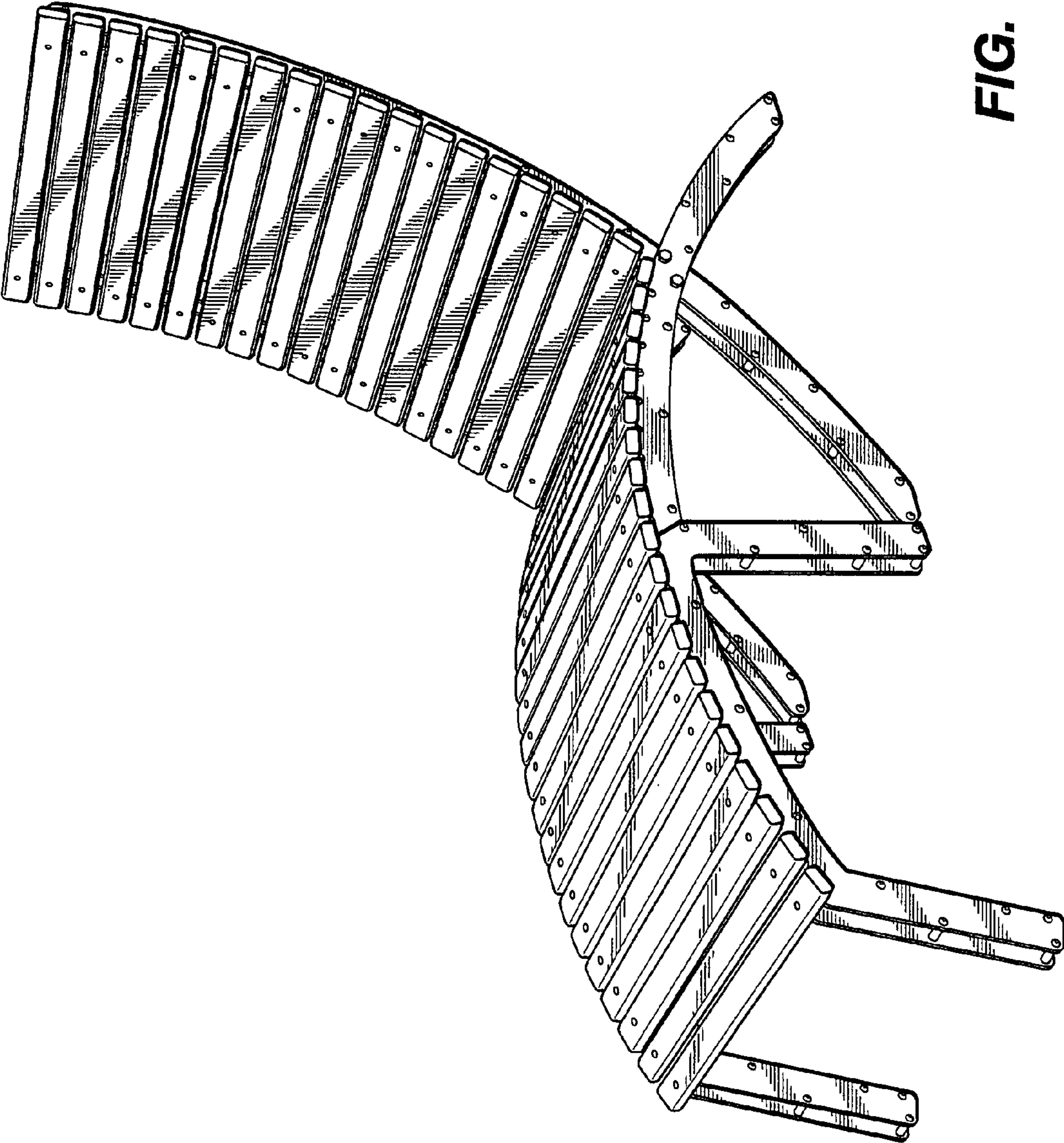


FIG. 1




FIG. 3




FIG. 2

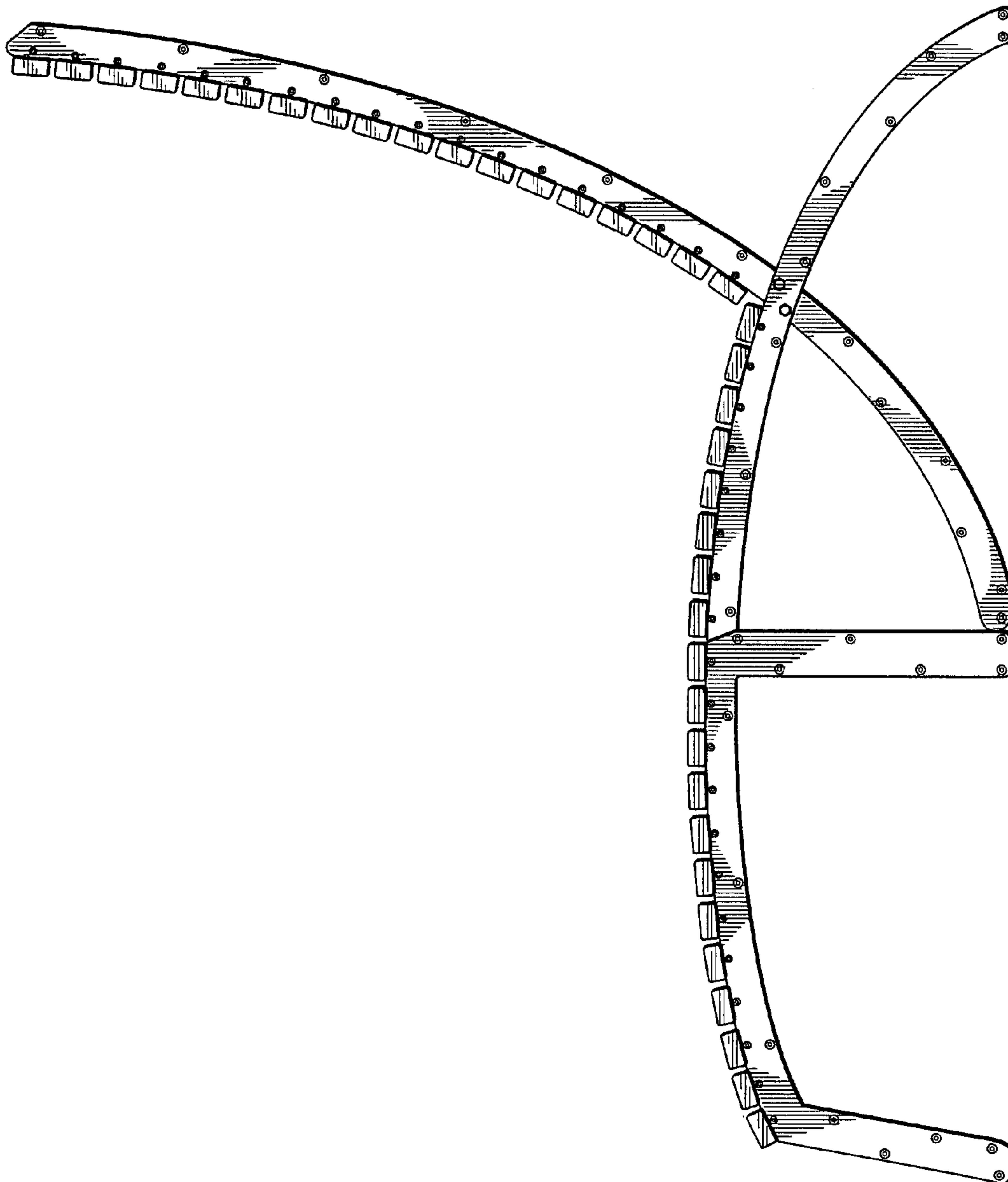


FIG. 4

FIG. 5

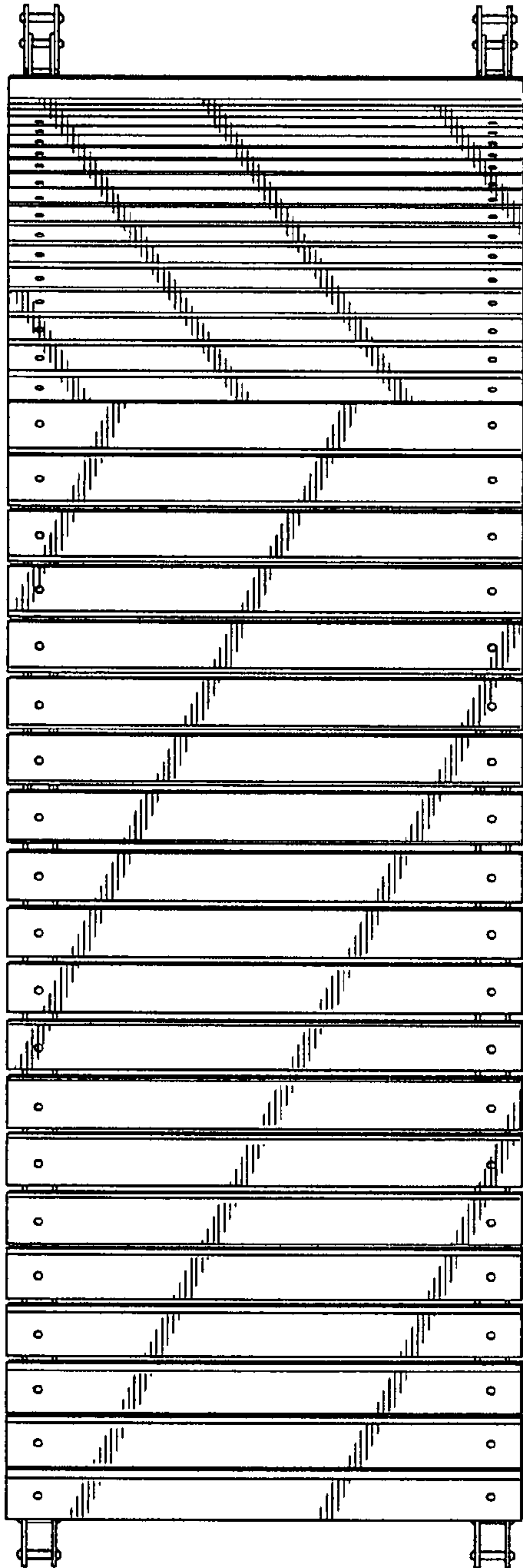


FIG. 6

