



US00D562575S

(12) **United States Design Patent**  
**Le**

(10) **Patent No.:** **US D562,575 S**

(45) **Date of Patent:** **\*\* Feb. 26, 2008**

(54) **PEDICURE SPA**

(76) **Inventor:** **Vinh Chi Le**, 9004 Westbay Blvd.,  
Tampa, FL (US) 33615

(\*\*) **Term:** **14 Years**

(21) **Appl. No.:** **29/286,812**

(22) **Filed:** **May 17, 2007**

(51) **LOC (8) Cl.** ..... **06-01**

(52) **U.S. Cl.** ..... **D6/336**

(58) **Field of Classification Search** ..... D6/334-338,  
D6/349, 355, 363, 364, 369-370, 381, 491,  
D6/500-502, 509, 511, 601; 297/16.1-16.2,  
297/116, 135, 154, 187, 158.3, 158.4, 158.5,  
297/184.1, 232, 244, 411.37, 440.1, 445.1;  
5/12.1, 655.3; D28/56, 61

See application file for complete search history.

(56) **References Cited**

**U.S. PATENT DOCUMENTS**

D303,162 S *	8/1989	Meyerovich et al. ....	D28/61
D412,600 S	8/1999	Oh et al.	
D424,819 S *	5/2000	Galati et al. ....	D6/336
D429,379 S	8/2000	Kim	
D429,380 S *	8/2000	Fontier et al. ....	D28/56
D434,916 S *	12/2000	Galati et al. ....	D6/336
D435,937 S *	1/2001	Back et al. ....	D28/61
D454,705 S	3/2002	Long et al.	
D455,017 S	4/2002	Tran	
D455,566 S	4/2002	Park	
D456,154 S	4/2002	Huynh et al.	

6,503,212 B2 *	1/2003	Park .....	601/158
D472,720 S *	4/2003	Cheng .....	D6/335
D479,919 S *	9/2003	Genelli et al. ....	D6/336
D498,599 S *	11/2004	Luong .....	D6/336
D504,783 S *	5/2005	Park .....	D6/336
D505,021 S *	5/2005	Kim .....	D6/336
D520,961 S *	5/2006	Laurent et al. ....	D13/160
D526,505 S	8/2006	Gruenwald et al.	
D541,060 S	4/2007	Fugate et al.	
D547,018 S *	7/2007	Henderson .....	D32/66
D549,999 S *	9/2007	Fugate et al. ....	D6/500

\* cited by examiner

*Primary Examiner*—Sandra Snapp

(74) *Attorney, Agent, or Firm*—Patel & Alumit, P.C.; Edwin  
Tarver; Ty Ung

(57) **CLAIM**

I claim the ornamental design for a pedicure spa, as shown  
and described.

**DESCRIPTION**

FIG. 1 is a perspective view of the pedicure spa according  
to the new design.

FIG. 2 is a top view thereof.

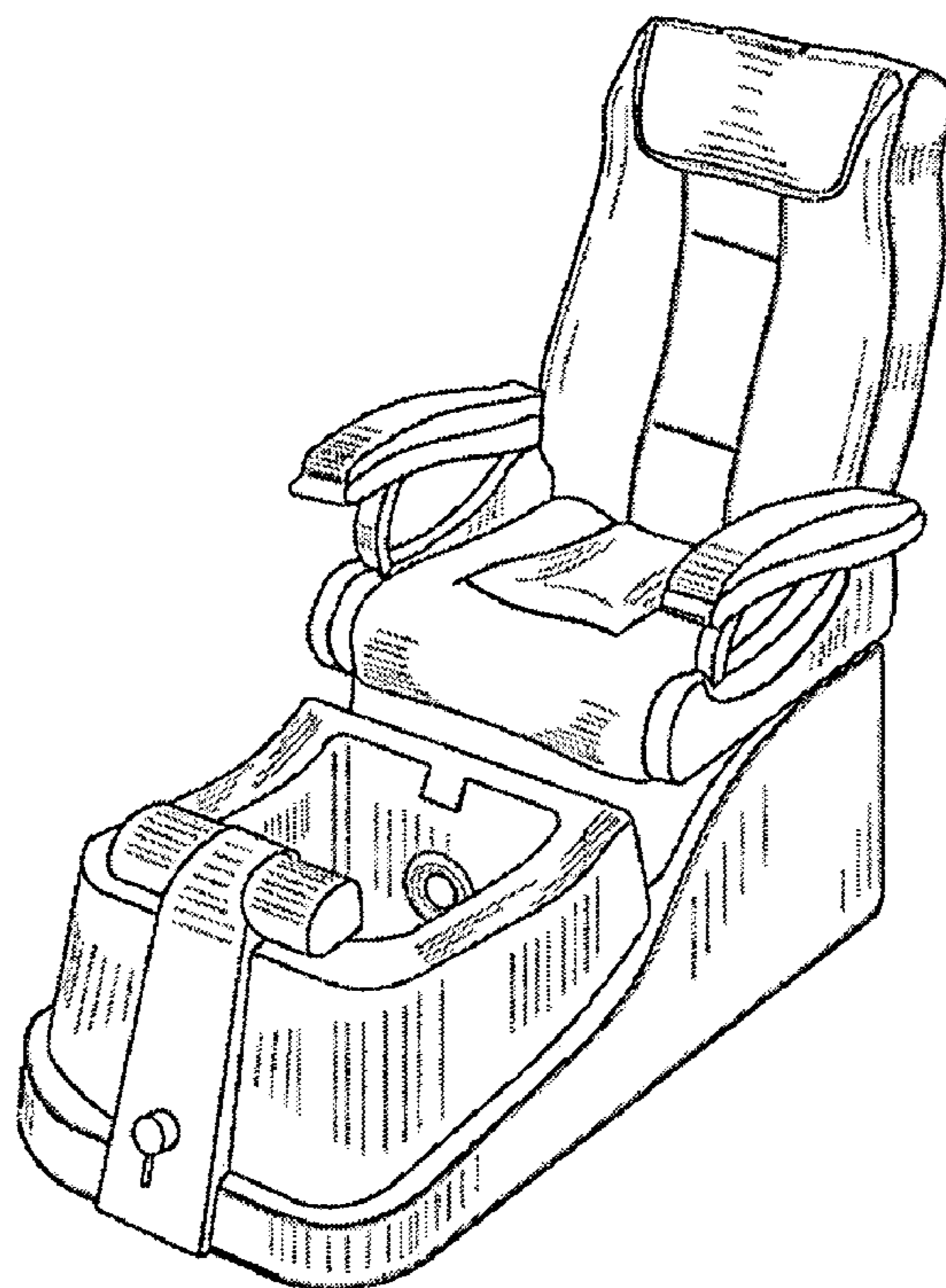
FIG. 3 is a bottom view thereof.

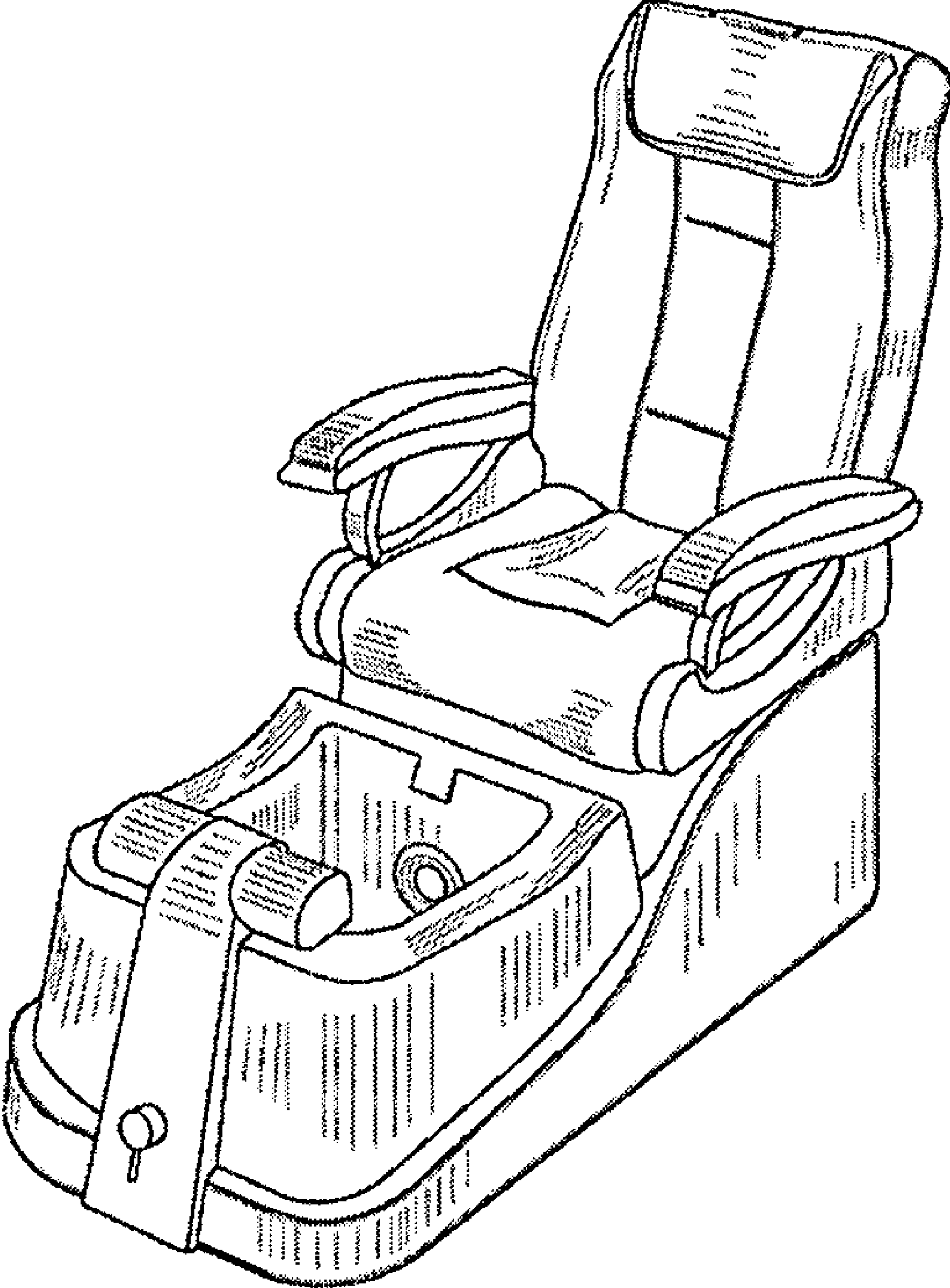
FIG. 4 is a front view thereof.

FIG. 5 is a back view thereof; and,

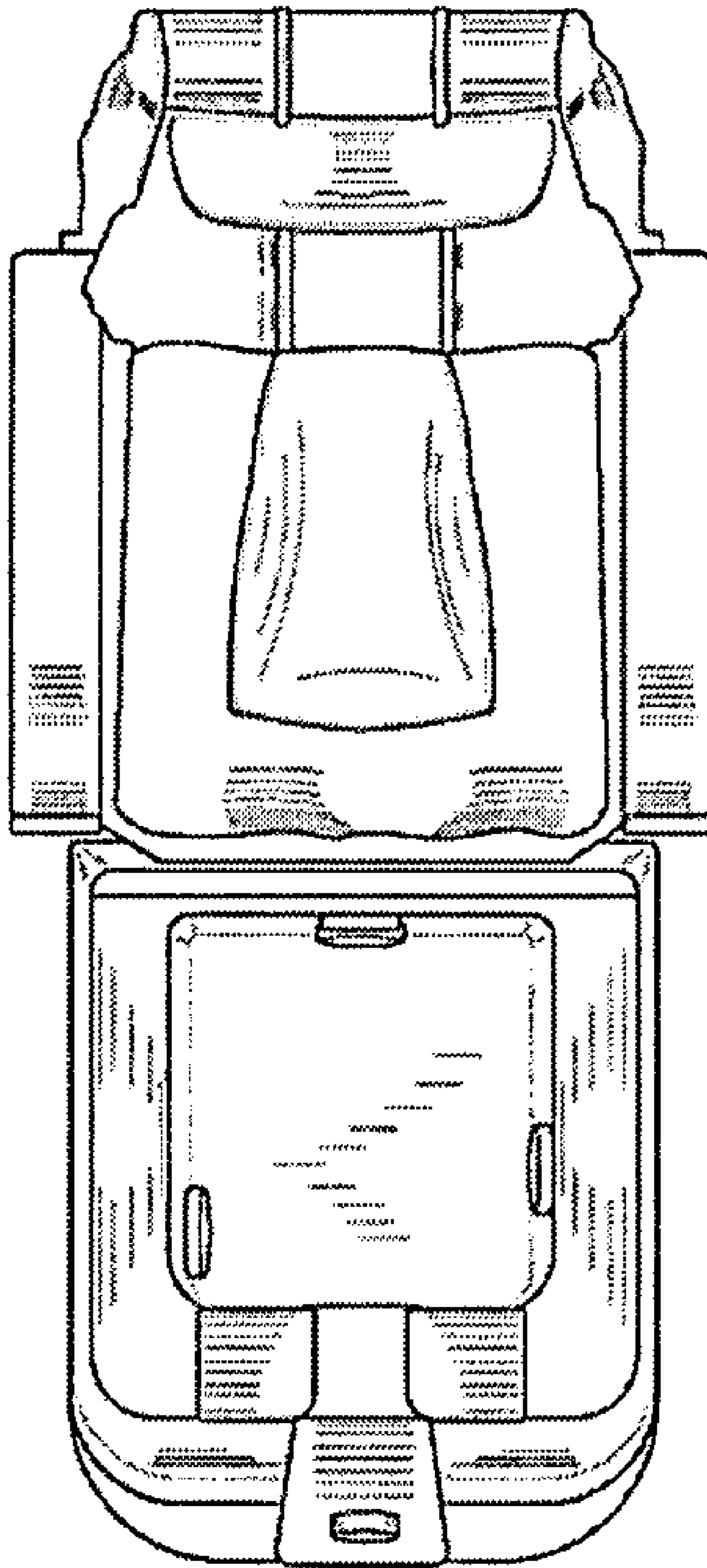
FIG. 6 is a side view thereof.

**1 Claim, 6 Drawing Sheets**

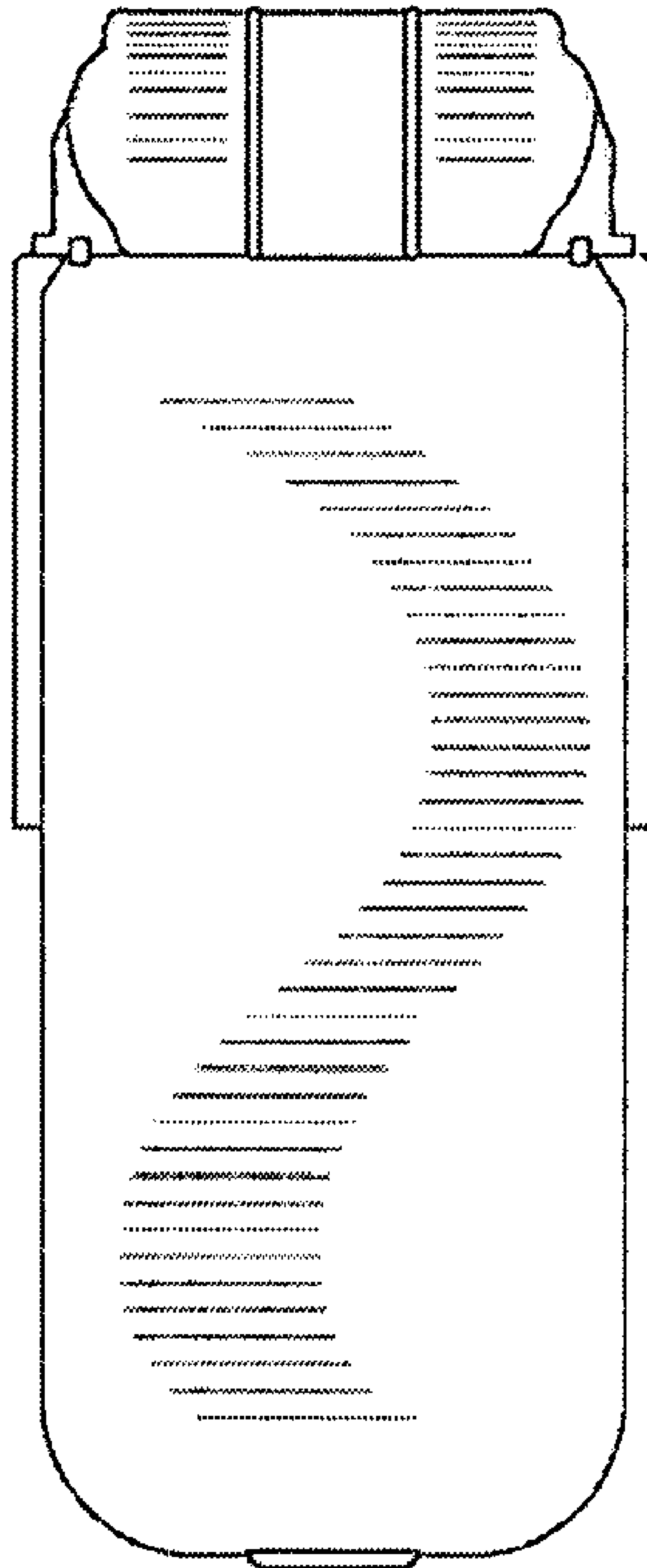




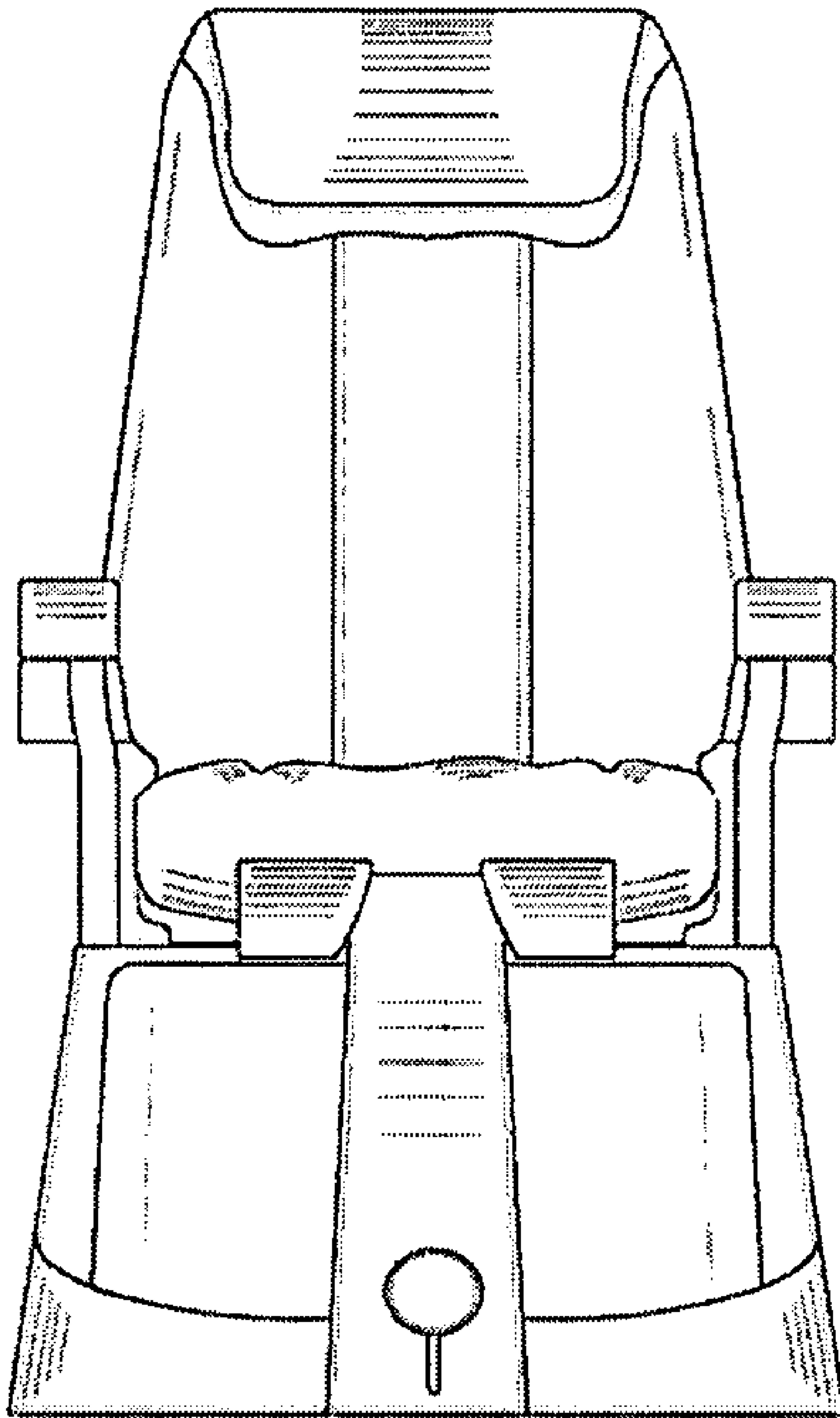
**FIG. 1**



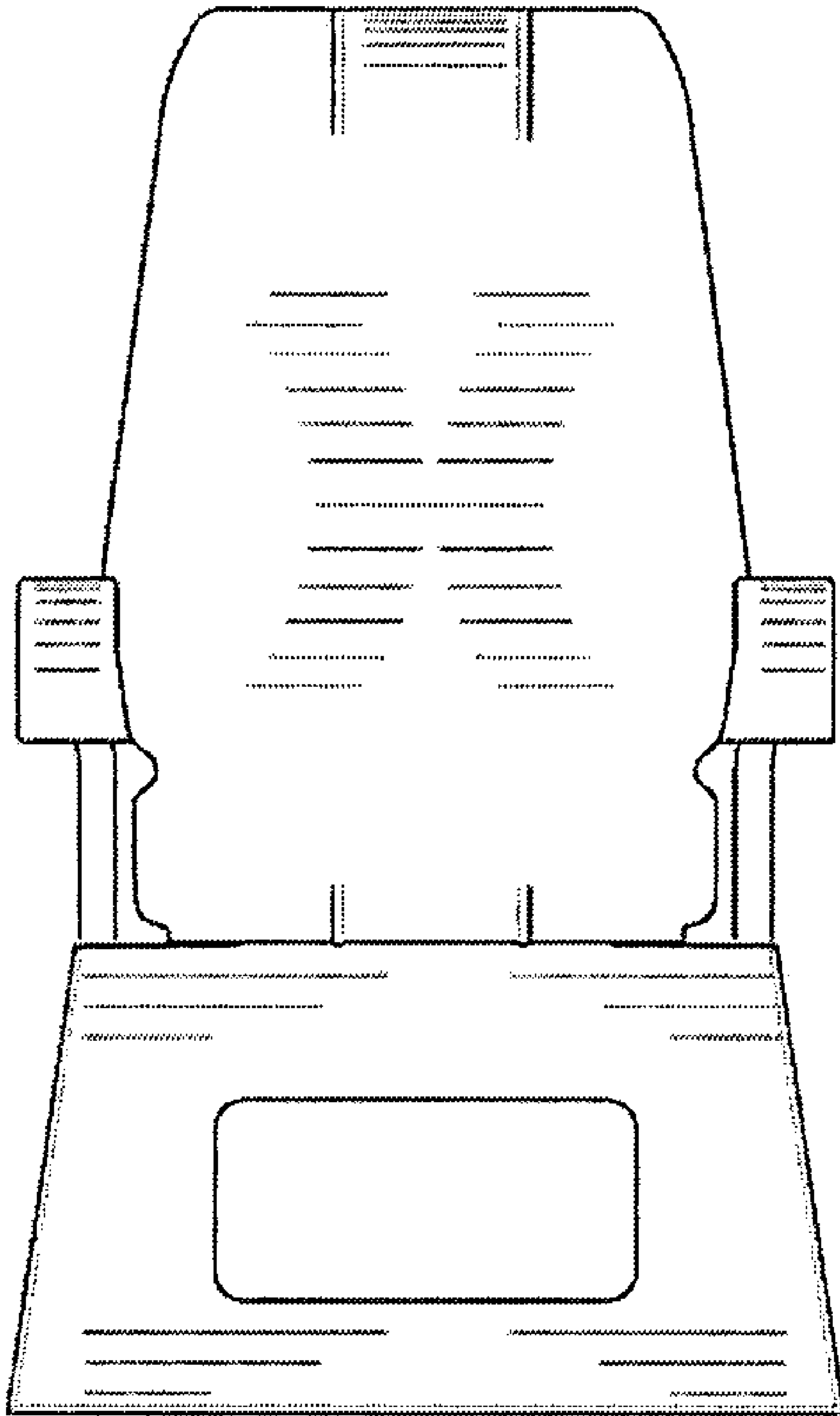
**FIG. 2**



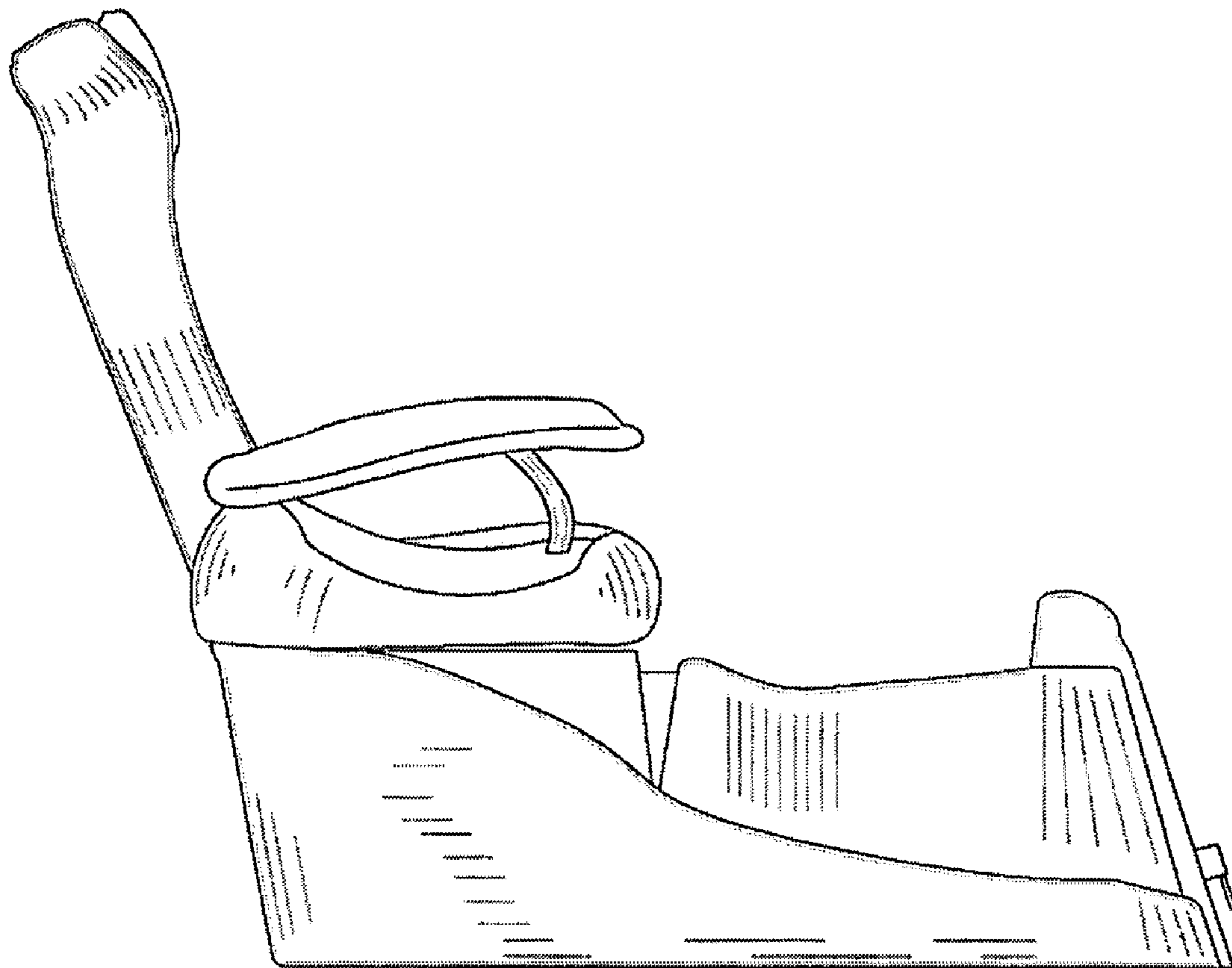
**FIG. 3**



**FIG. 4**



**FIG. 5**



**FIG. 6**