



US00D562549S

(12) **United States Design Patent**  
**Bodnar**

(10) **Patent No.:** **US D562,549 S**

(45) **Date of Patent:** **\*\* Feb. 26, 2008**

(54) **SURVIVAL RIFLE HOLSTER**

(76) Inventor: **Jeffrey David Bodnar**, No. 856, 2973  
Harbor Blvd., Costa Mesa, CA (US)  
92626

(\*\*) Term: **14 Years**

(21) Appl. No.: **29/230,226**

(22) Filed: **May 17, 2005**

(51) **LOC (8) Cl.** ..... **03-01**

(52) **U.S. Cl.** ..... **D3/222; D3/299; D3/904**

(58) **Field of Classification Search** ..... D3/215,  
D3/220-222, 225, 228, 230, 254, 262, 269,  
D3/299-300, 904; 43/26; 206/314, 315.11,  
206/317; 224/913

See application file for complete search history.

(56) **References Cited**

**U.S. PATENT DOCUMENTS**

1,020,050	A *	3/1912	Padrick	.....	206/349
1,274,268	A *	7/1918	Hermann	.....	206/317
3,437,247	A *	4/1969	Gantress	.....	206/317
3,701,371	A *	10/1972	Stackhouse	.....	206/317
D237,076	S *	10/1975	Taylor	.....	D3/222
D270,929	S *	10/1983	Shasteen et al.	.....	D3/262
4,530,178	A *	7/1985	Rauscher	.....	43/26
D351,944	S *	11/1994	Faichney et al.	.....	D3/228
D376,474	S *	12/1996	Marks	.....	D3/262

D448,559	S *	10/2001	Kolpin	.....	D3/262
D464,194	S *	10/2002	Ashworth	.....	D3/222
2003/0106819	A1 *	6/2003	Bennett	.....	206/317

\* cited by examiner

*Primary Examiner*—Philip S. Hyder

*Assistant Examiner*—RoseLynne (Ulm) Cody

(74) *Attorney, Agent, or Firm*—Curtis L. Harrington; Kathy E. Harrington; Harrington & Harrington

(57) **CLAIM**

The ornamental design for a survival rifle holster, as shown and described.

**DESCRIPTION**

FIG. 1 is a perspective view of the survival rifle holster with a rifle butt shown extending slightly in dashed line format and forming no part of the claimed design hereof;

FIG. 2 is a left side view, with a rifle butt shown extending slightly in dashed line format and forming no part of the claimed design, the right side view being a mirror image thereof;

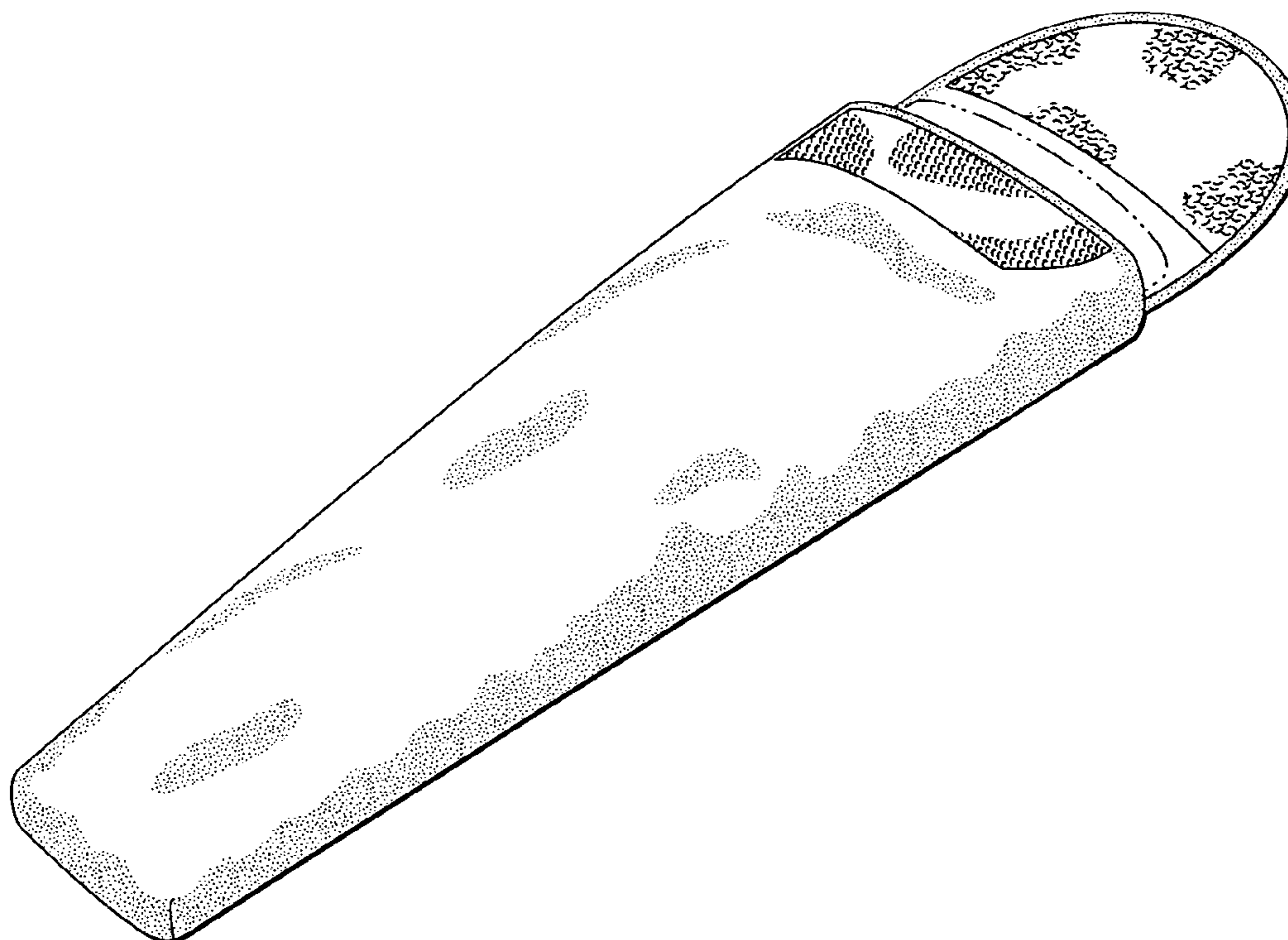
FIG. 3 is a frontal plan view;

FIG. 4 is a rear plan view;

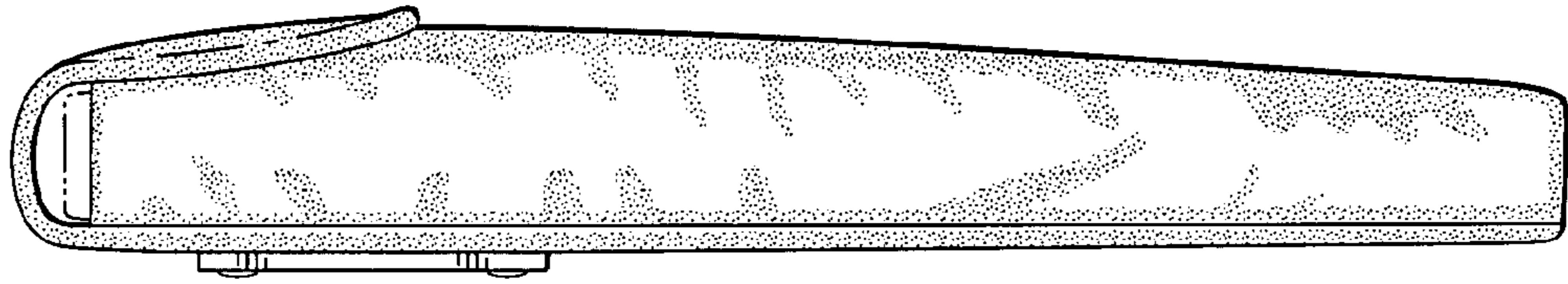
FIG. 5 is a top view; and,

FIG. 6 is a bottom view.

**1 Claim, 2 Drawing Sheets**



*Fig. 2*



*Fig. 1*

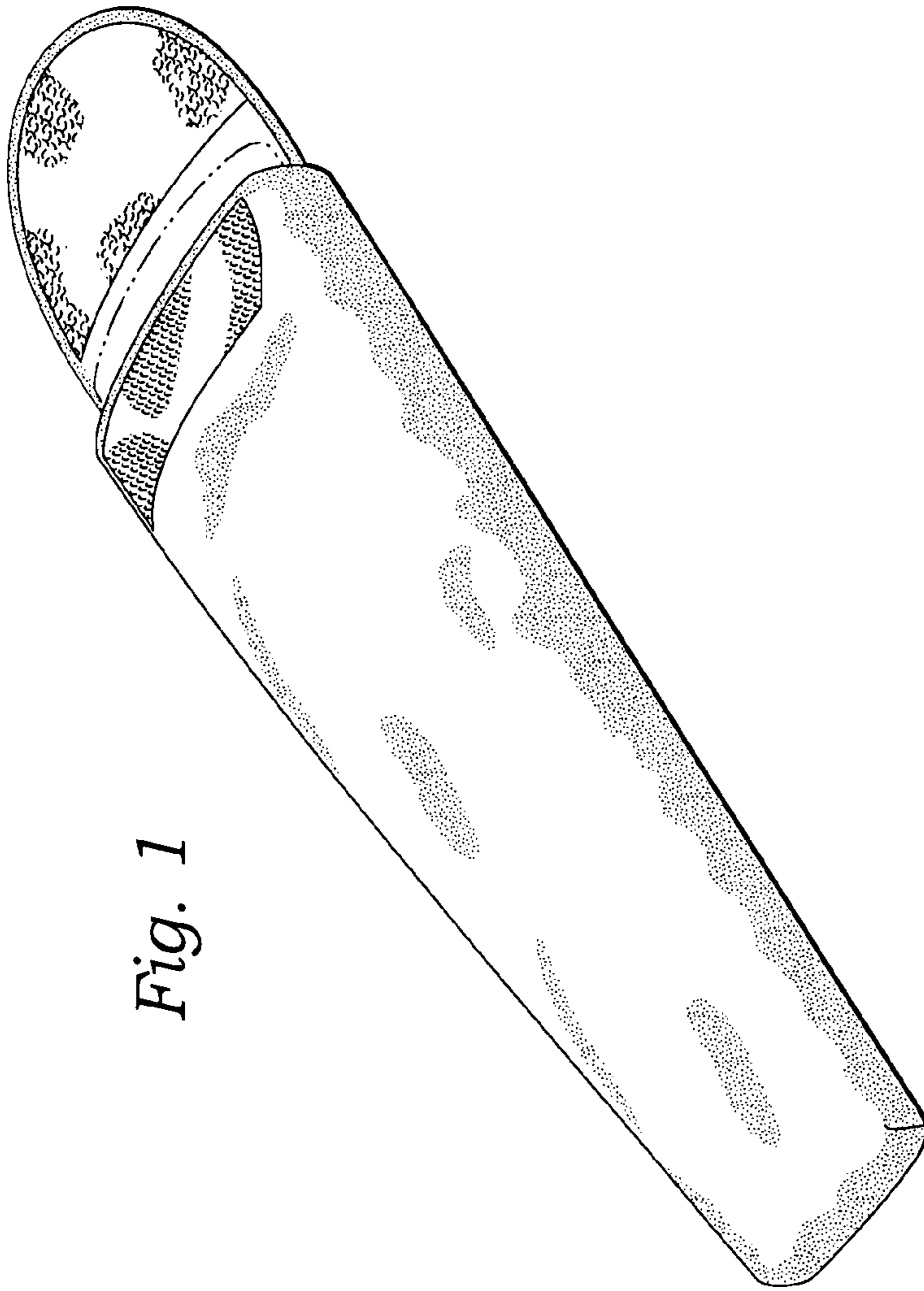


Fig. 3

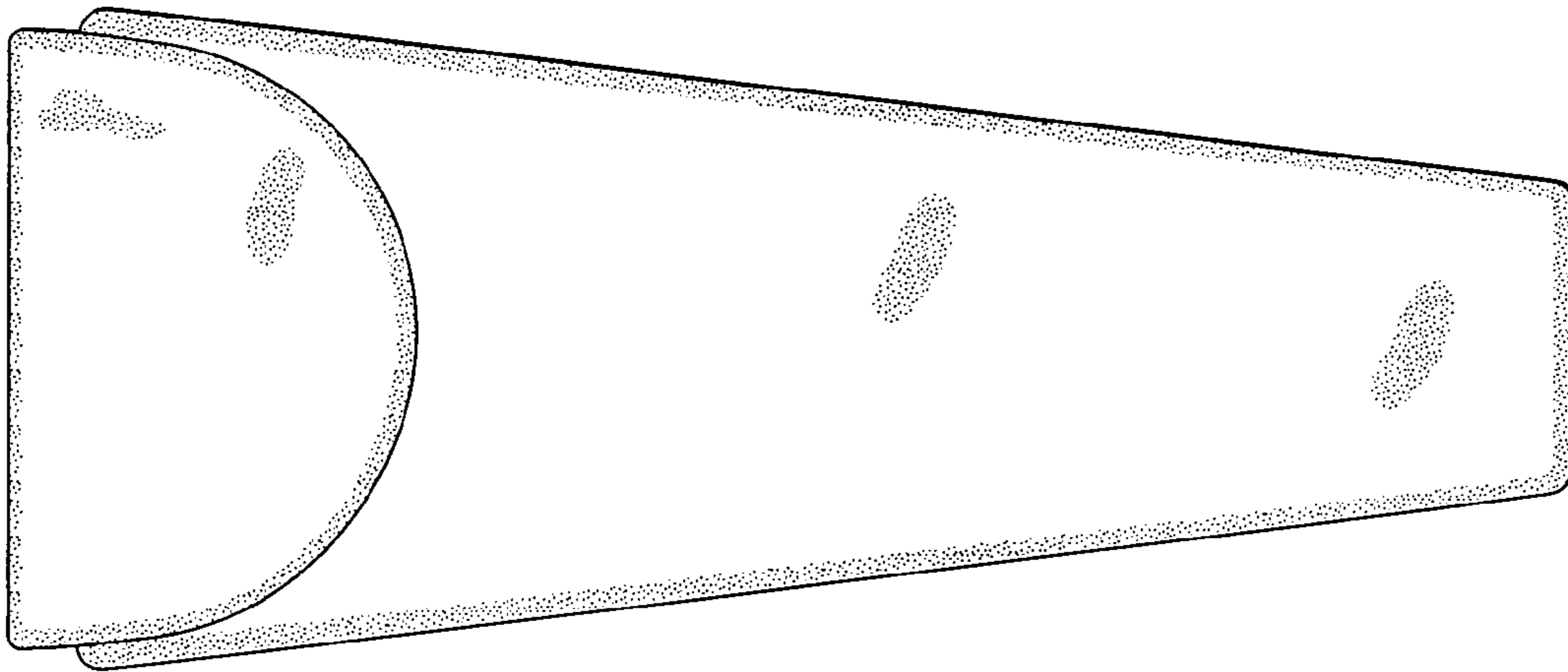


Fig. 4

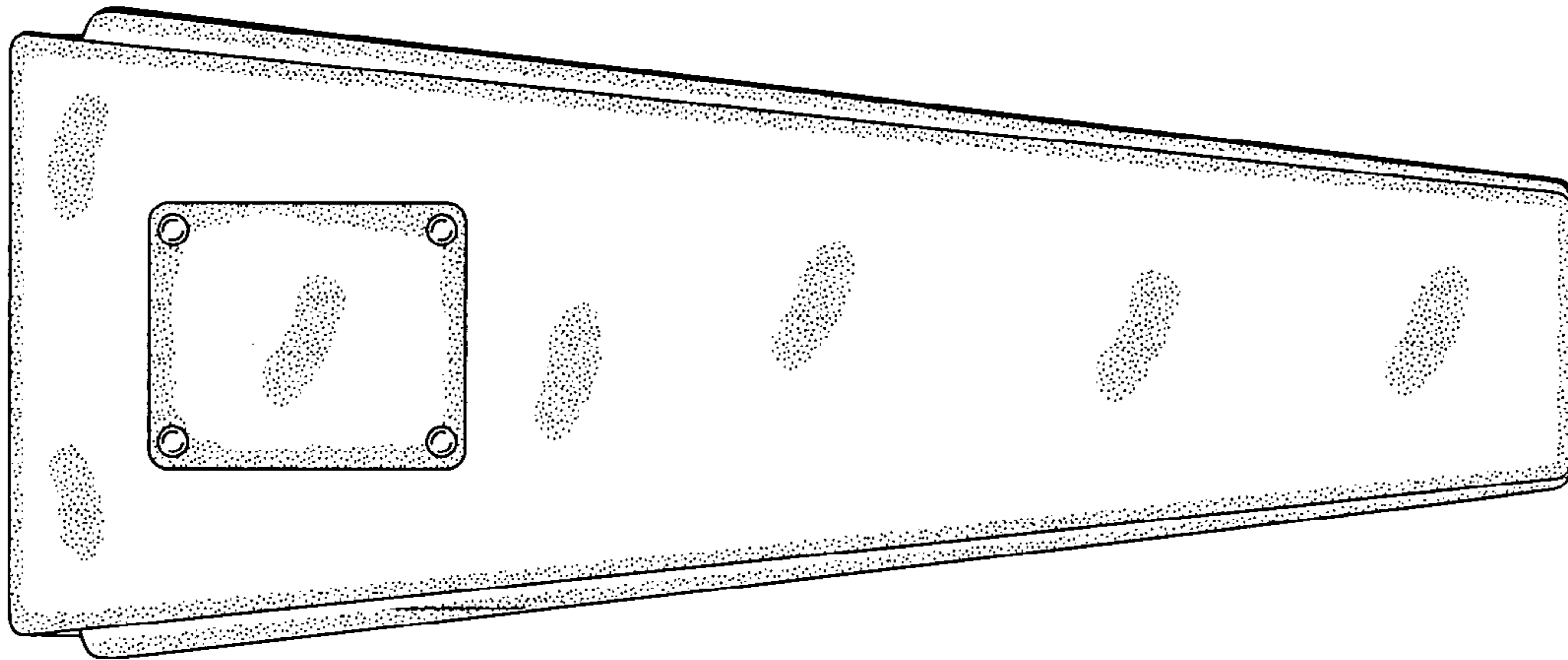


Fig. 5

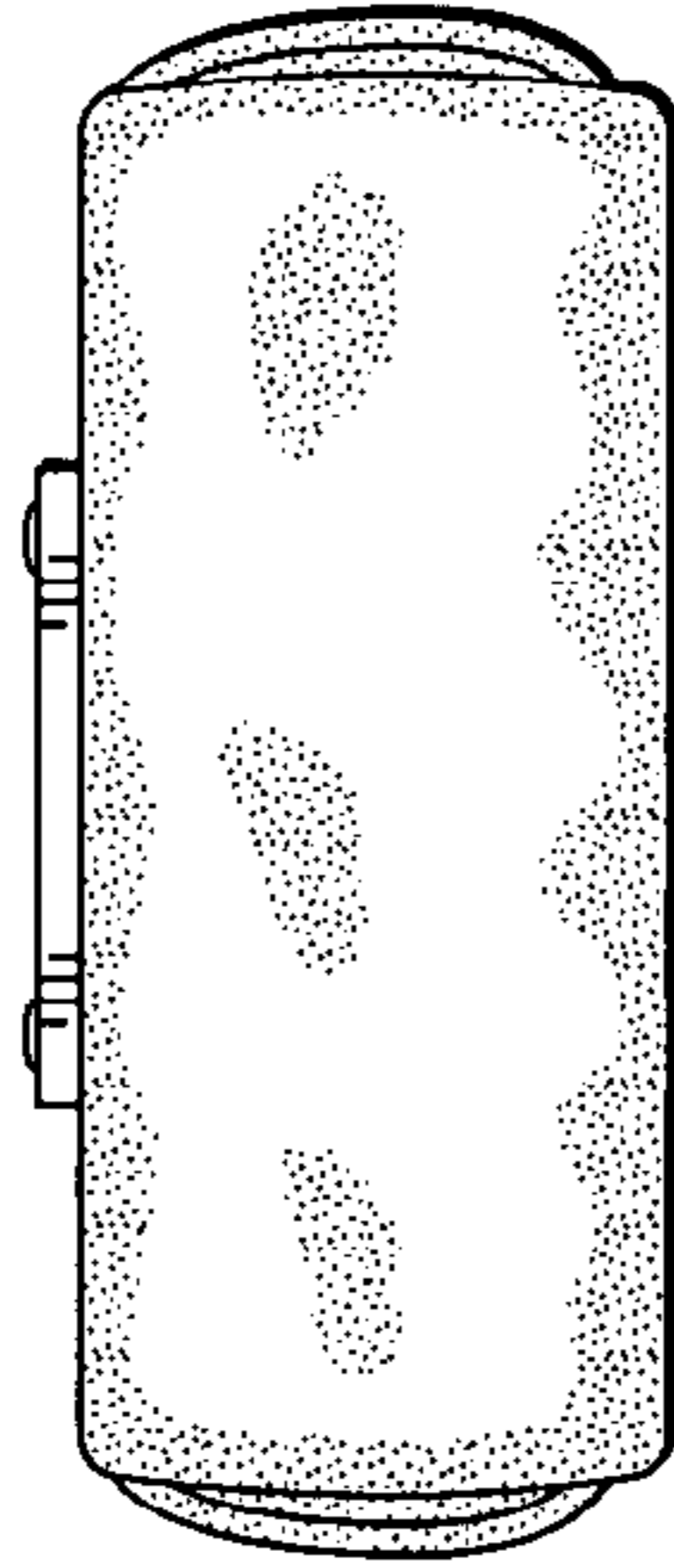


Fig. 6

