



US00D562540S

(12) **United States Design Patent**
Guers-Neyrud

(10) **Patent No.:** **US D562,540 S**

(45) **Date of Patent:** **** Feb. 26, 2008**

(54) **FOOTWEAR**

(75) Inventor: **Elizabeth Guers-Neyrud**, Paris (FR)

(73) Assignee: **J. Choo Limited**, London (GB)

(**) Term: **14 Years**

(21) Appl. No.: **29/271,743**

(22) Filed: **Jan. 24, 2007**

(30) **Foreign Application Priority Data**

Jul. 28, 2006 (EP) 000572219-001

(51) **LOC (8) Cl.** **02-99**

(52) **U.S. Cl.** **D2/971**

(58) **Field of Classification Search** D2/916-918,
D2/925-945, 971; 36/1, 1.5, 11.5, 9 R
See application file for complete search history.

(56) **References Cited**

U.S. PATENT DOCUMENTS

D85,015 S *	9/1931	Troy	D2/930
D91,587 S *	2/1934	Miller	D2/934
D91,707 S *	3/1934	De Liso	D2/930
D93,597 S *	10/1934	Apt	D2/932
D93,598 S *	10/1934	Apt	D2/932
D94,527 S	2/1935	Apt		
D95,690 S *	5/1935	Koomruian	D2/918
D102,157 S *	12/1936	Walsh	D2/930
D108,126 S *	1/1938	Maling	D2/931
D129,371 S	9/1941	Elkin		
D149,695 S *	5/1948	Sandler	D2/930
D161,101 S	12/1950	Gordon		

D525,415 S	7/2006	Kelsey		
D535,467 S *	1/2007	Kelsey	D2/971
D541,034 S *	4/2007	Kelsey	D2/971
D541,035 S *	4/2007	Kelsey	D2/971
D544,193 S *	6/2007	Choi	D2/971

OTHER PUBLICATIONS

Vintage Shoe, received from client on Jan. 25, 2007.

* cited by examiner

Primary Examiner—Dominic Simone

(74) *Attorney, Agent, or Firm*—Fross Zelnick Lehrman & Zissu, P.C.; Lawrence E. Apolzon, Esq.

(57) **CLAIM**

The ornamental design for footwear, as shown and described.

DESCRIPTION

FIG. 1 is a front perspective view of footwear showing my design;

FIG. 2 is a left side view of the footwear shown in FIG. 1;

FIG. 3 is a right side view of the footwear shown in FIG. 1;

FIG. 4 is a front view of the footwear shown in FIG. 1;

FIG. 5 is a rear view of the footwear shown in FIG. 1; and,

FIG. 6 is a top view of the footwear shown in FIG. 1.

The broken line showing of the sole, heel, heel cap, buckle, buckle holes and portion of strap, is for illustrative purposes only and forms no part of the claimed design.

1 Claim, 6 Drawing Sheets





FIG. 1

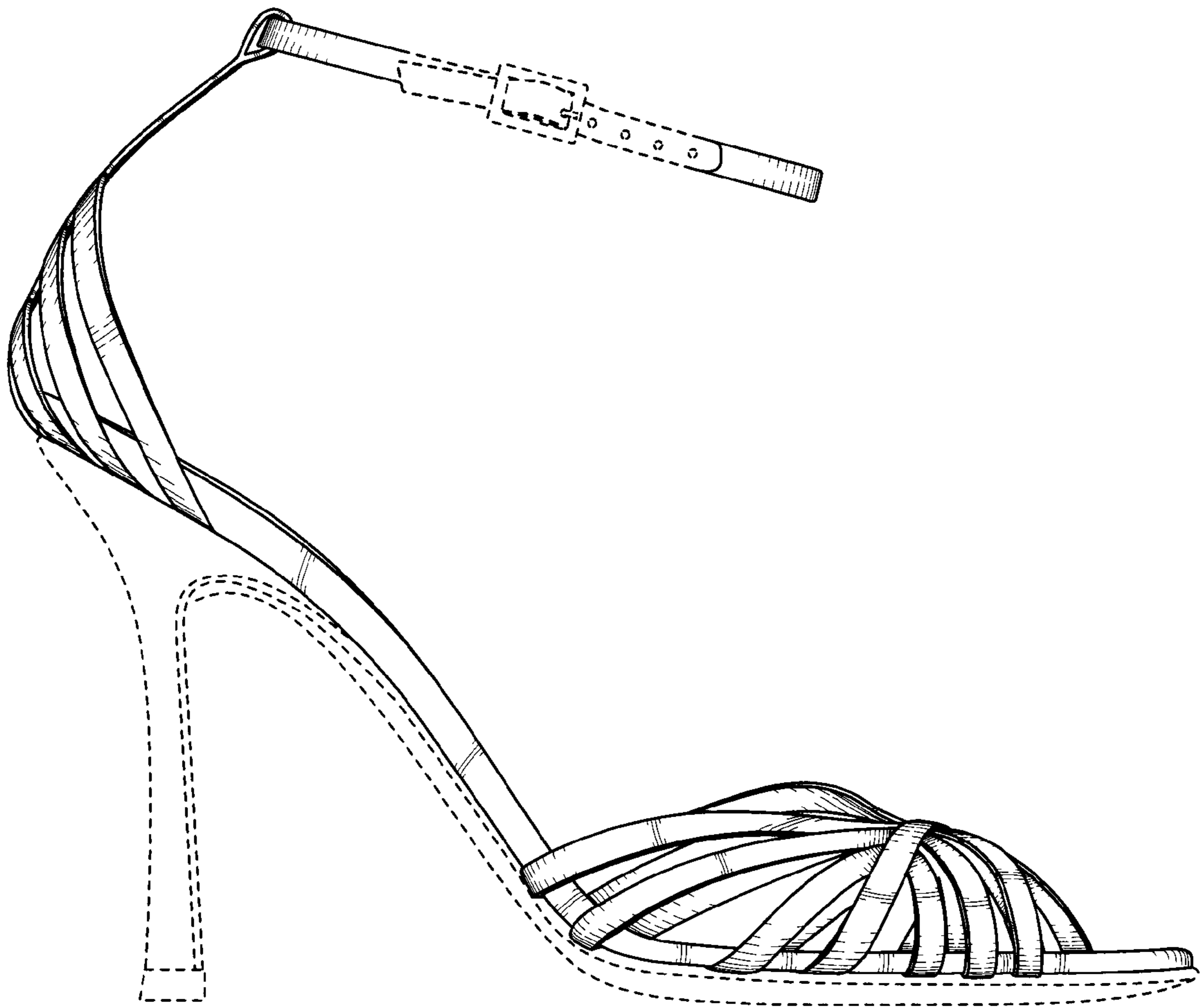


FIG. 2

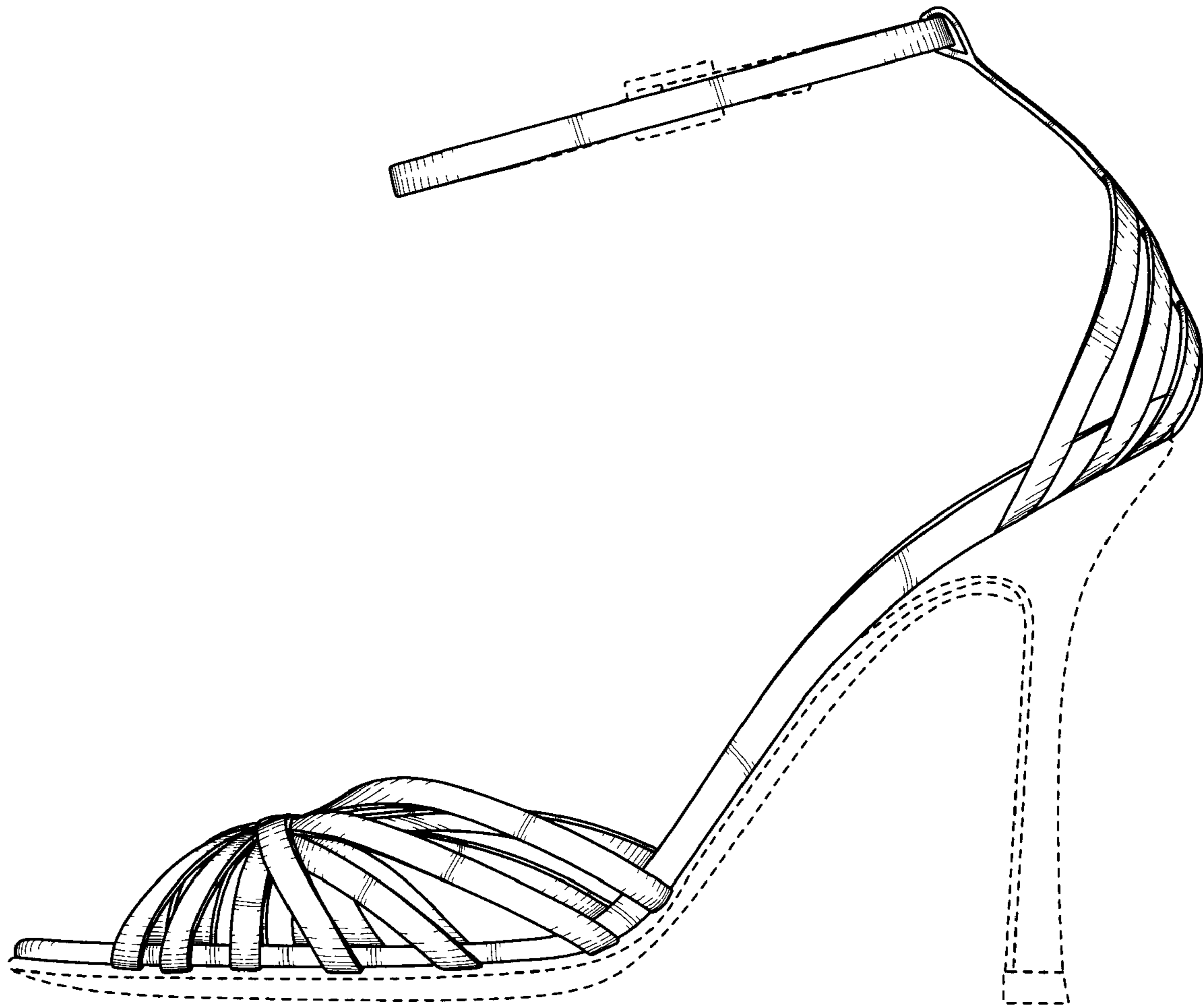


FIG. 3

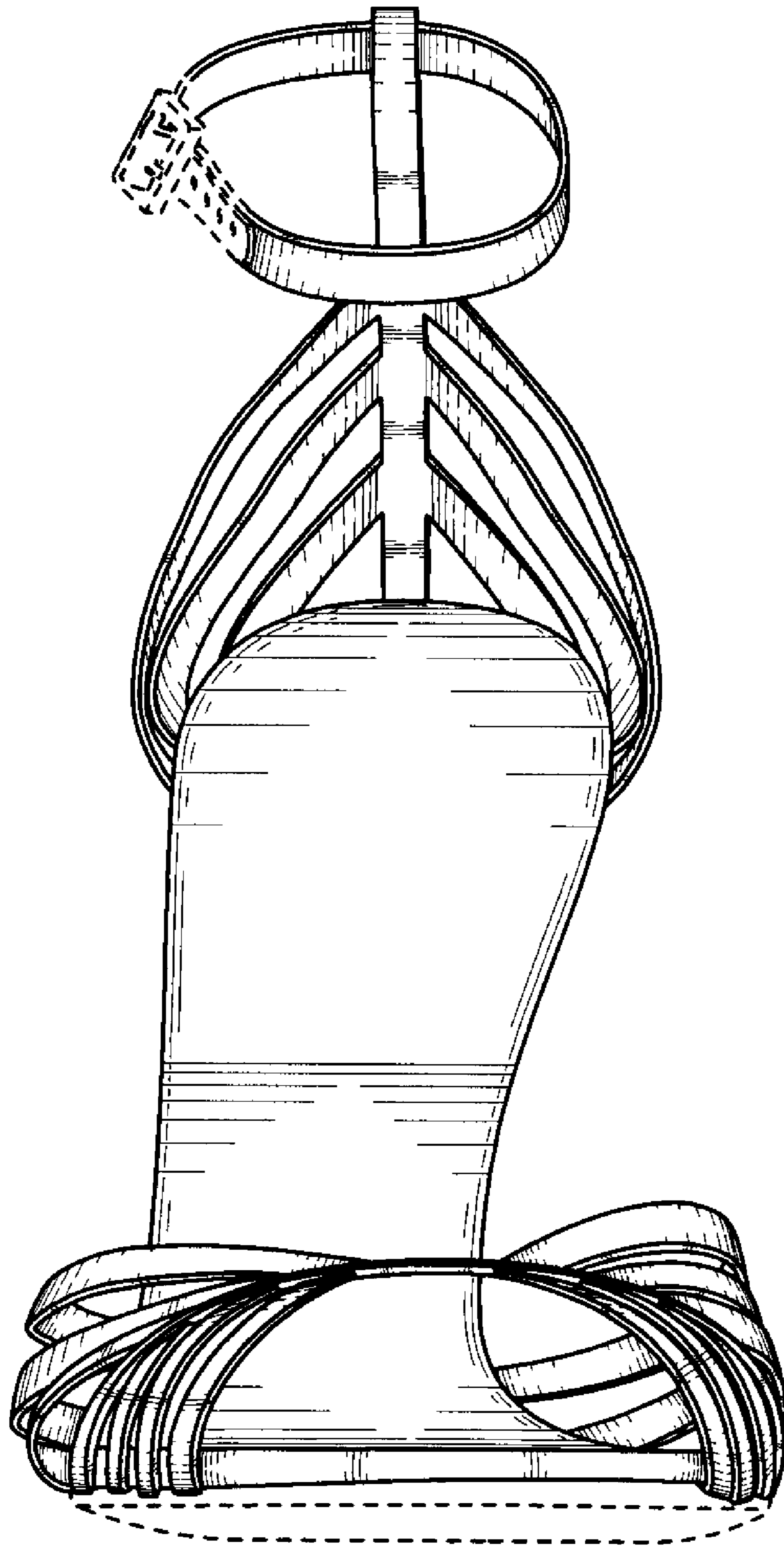


FIG. 4

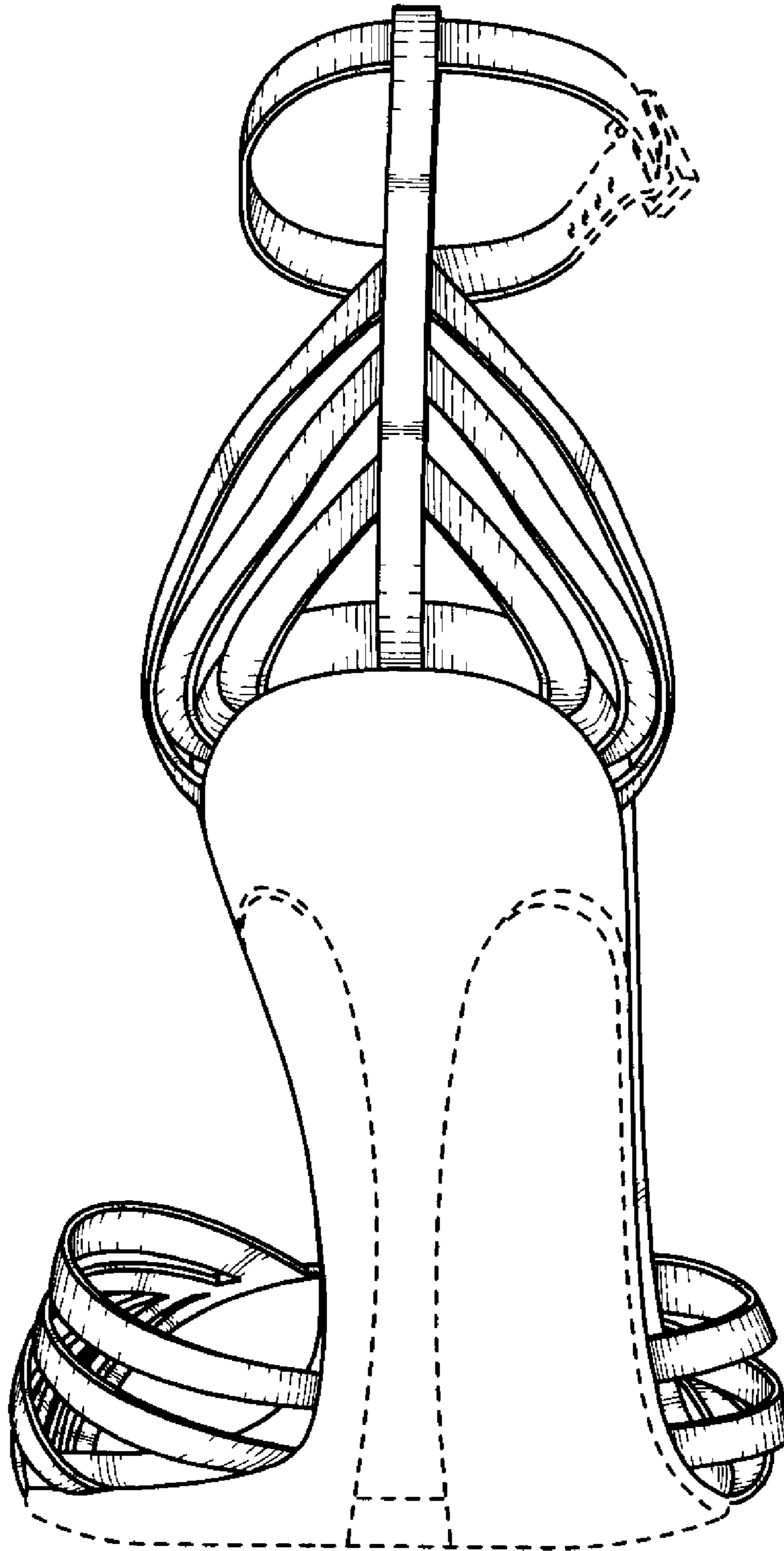


FIG. 5

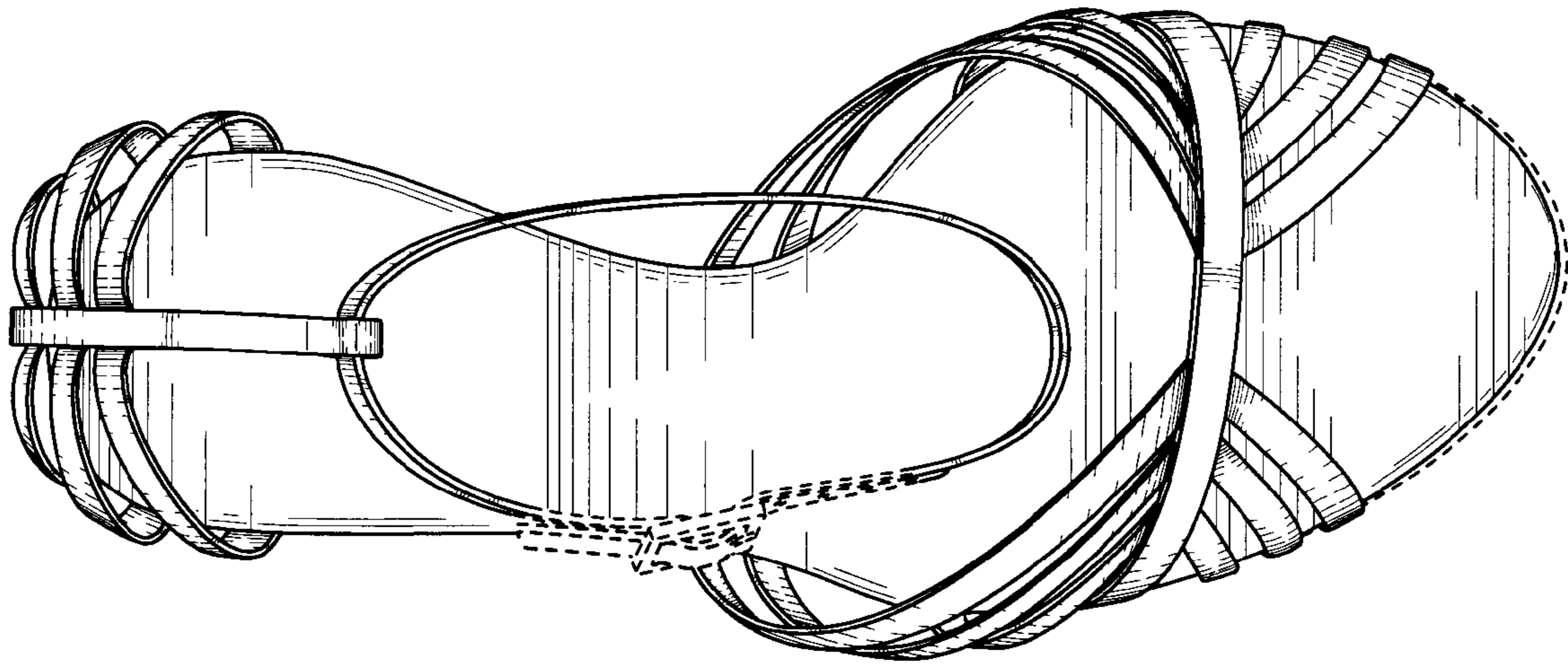


FIG. 6