



US00D562539S

(12) **United States Design Patent**
Hulbert

(10) **Patent No.:** **US D562,539 S**

(45) **Date of Patent:** **** Feb. 26, 2008**

(54) **FOOTWEAR**

(75) Inventor: **Emily Hulbert**, Bucks (GB)

(73) Assignee: **Lacoste Alligator S.A.**, Geneva (CH)

(**) Term: **14 Years**

(21) Appl. No.: **29/265,493**

(22) Filed: **Sep. 1, 2006**

(30) **Foreign Application Priority Data**

Mar. 3, 2006 (EM) 000488895

(51) **LOC (8) Cl.** **02-99**

(52) **U.S. Cl.** **D2/969**

(58) **Field of Classification Search** D2/902,
D2/906-908, 943-945, 969, 972-974; 36/45,
36/50.1, 77 M, 77 R, 83, 88, 113, 114, 126-129
See application file for complete search history.

(56) **References Cited**

U.S. PATENT DOCUMENTS

D235,392 S *	6/1975	Blumenfeld	D2/906
D237,425 S *	11/1975	Askew	D2/907
D259,149 S *	5/1981	Werman	D2/969
D293,386 S *	12/1987	Kelley	D2/969
5,461,801 A *	10/1995	Anderton	36/114
D364,266 S *	11/1995	Orzeck	D2/969
5,469,642 A *	11/1995	Farbman	36/103
D517,298 S	3/2006	James	
D517,299 S *	3/2006	Drury	D2/969

D535,465 S *	1/2007	Edwards	D2/969
D543,017 S	5/2007	Hulbert	
D548,441 S *	8/2007	Hulbert	D2/969
D548,940 S *	8/2007	Hulbert	D2/969

* cited by examiner

Primary Examiner—Dominic Simone

(74) *Attorney, Agent, or Firm*—Fross Zelnick Lehrman & Zissu, P.C.; Charles T. J. Weigell, Esq.

(57) **CLAIM**

The ornamental design for footwear, as shown and described.

DESCRIPTION

FIG. 1 is a front perspective view of a shoe showing my new footwear design;

FIG. 2 is a front view of the footwear shown in FIG. 1;

FIG. 3 is a left side view of the footwear shown in FIG. 1;

FIG. 4 is a right side view of the footwear shown in FIG. 1;

FIG. 5 is a rear view of the footwear shown in FIG. 1;

FIG. 6 is a top view of the footwear shown in FIG. 1; and,

FIG. 7 is a bottom view of the footwear shown in FIG. 1.

The broken line showing of the sole is for illustrative purposes only and forms no part of the claimed design.

The dotted lines other than those representing the sole are understood to represent stitching.

1 Claim, 7 Drawing Sheets






FIG. 1

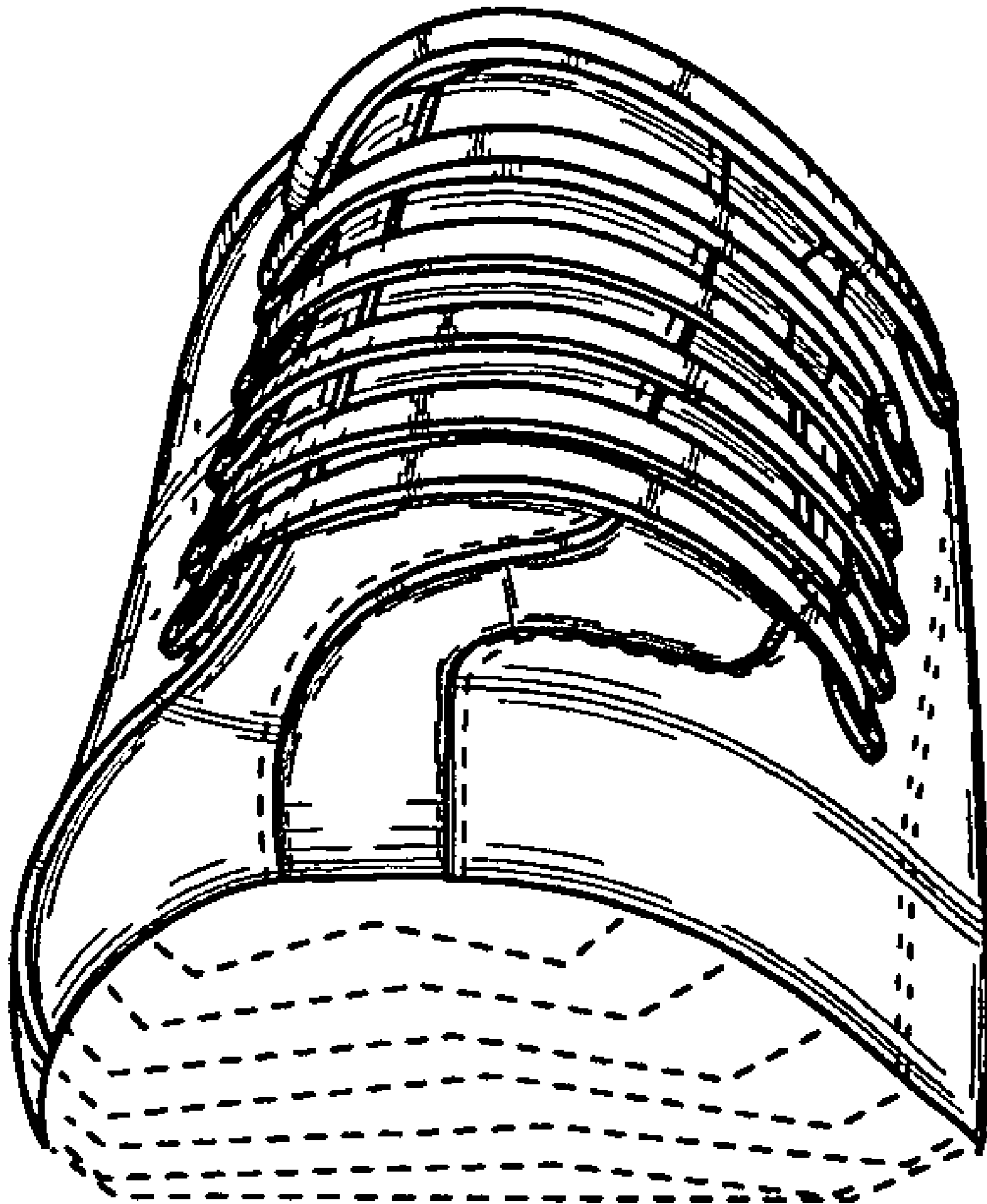


FIG. 2

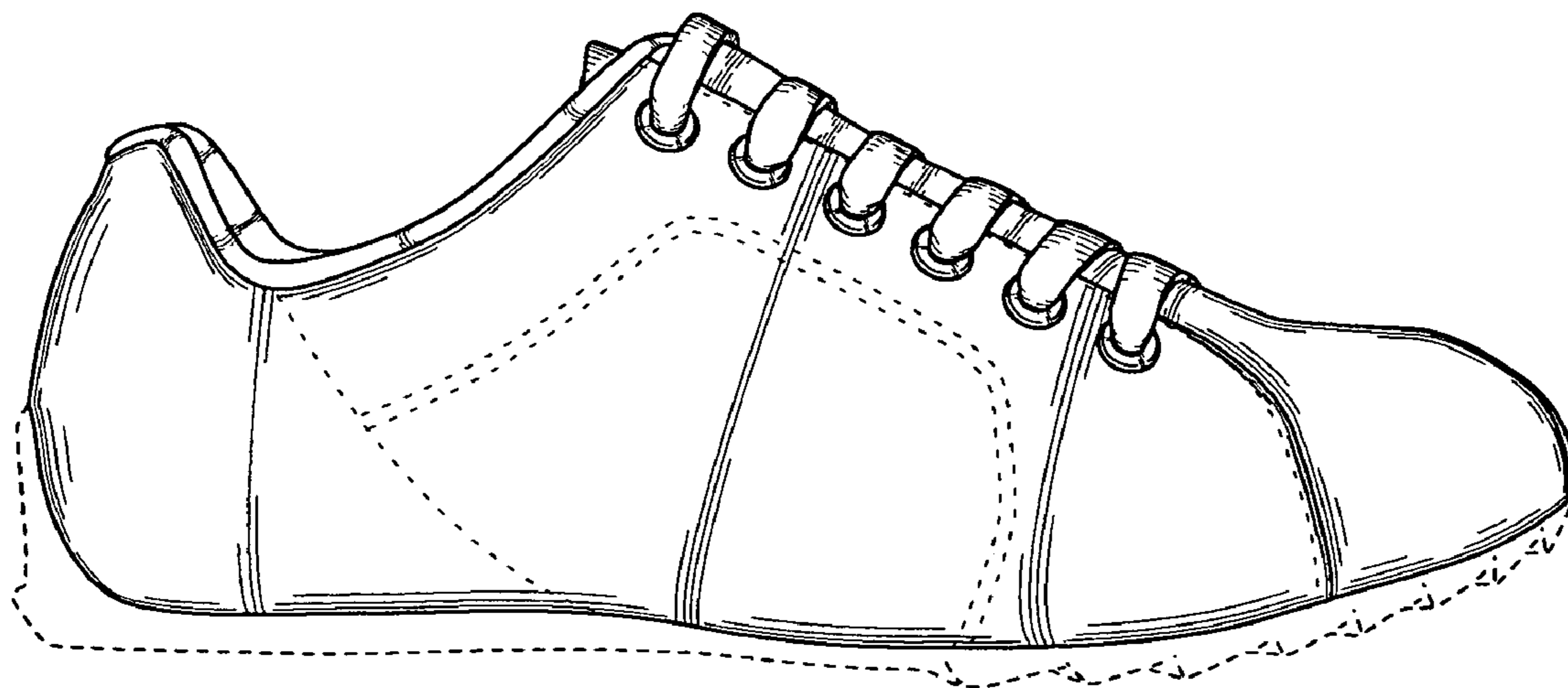


FIG. 3




FIG. 4

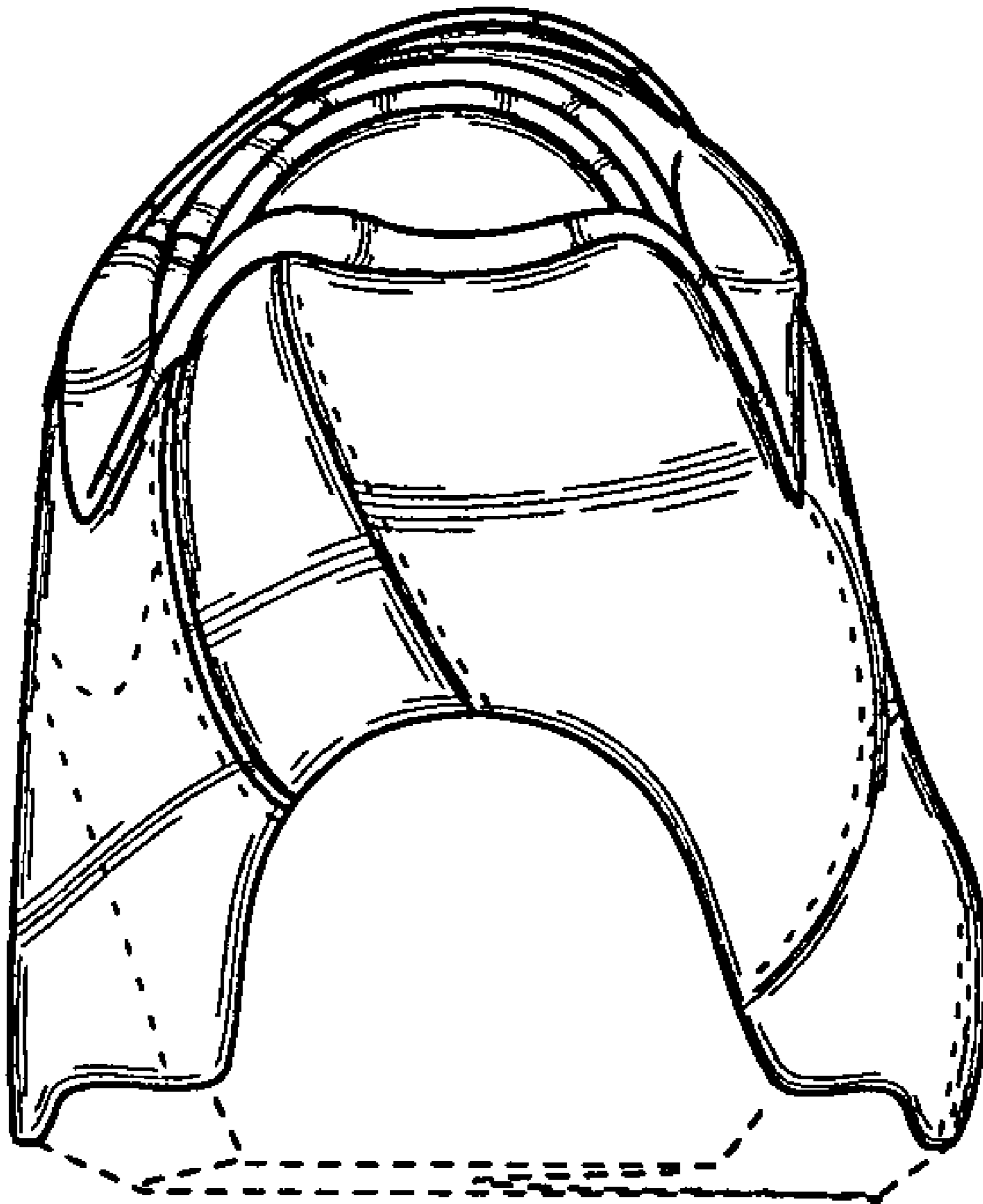


FIG. 5

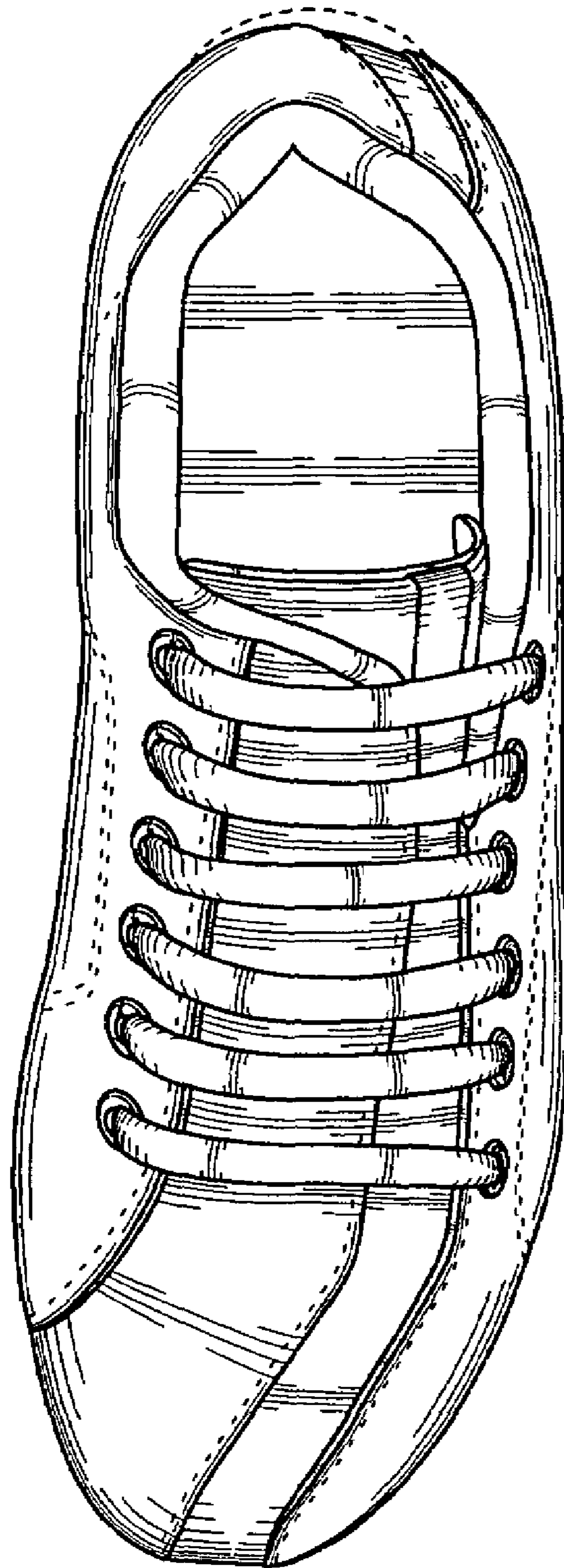


FIG. 6

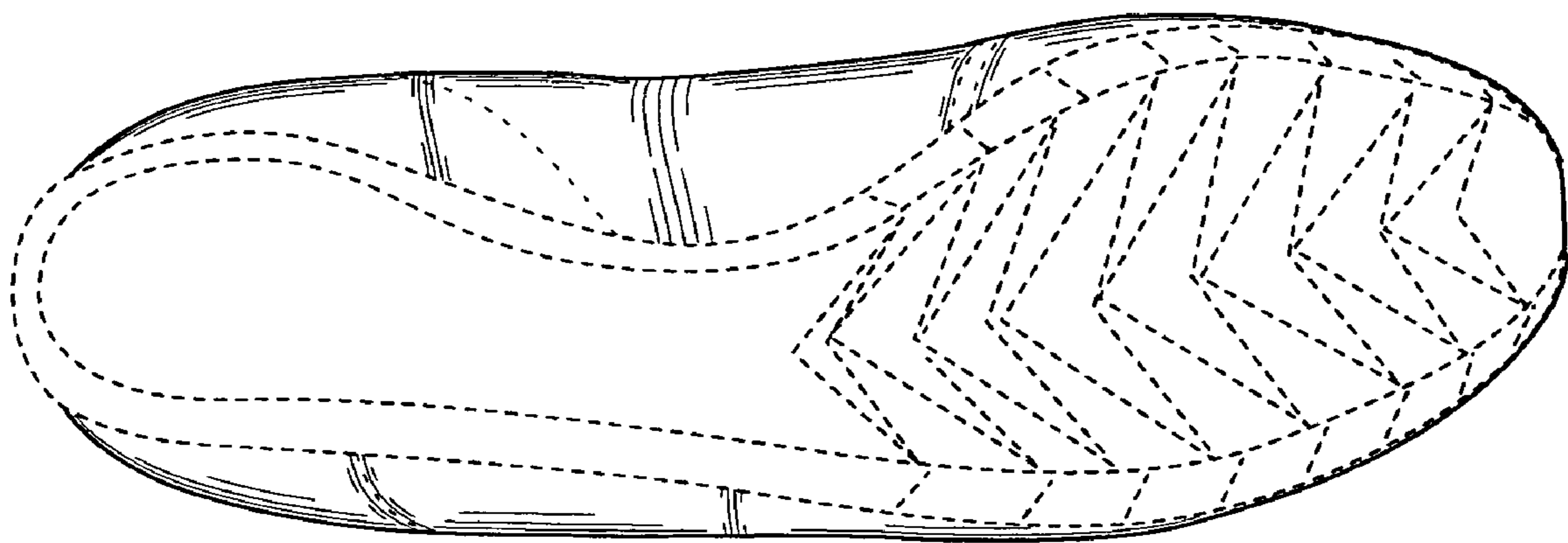


FIG. 7