

US00D562537S

(12) **United States Design Patent**
Apanian

(10) **Patent No.:** **US D562,537 S**

(45) **Date of Patent:** **** Feb. 26, 2008**

(54) **OUTSOLE**

(75) **Inventor:** **Madeleine Apanian**, Astoria, NY (US)

(73) **Assignee:** **FruitFeet, Inc.**, New York, NY (US)

(**) **Term:** **14 Years**

(21) **Appl. No.:** **29/267,419**

(22) **Filed:** **Oct. 13, 2006**

(51) **LOC (8) Cl.** **02-04**

(52) **U.S. Cl.** **D2/953; D2/960**

(58) **Field of Classification Search** D2/902,
D2/929, 947, 950-954, 977, 956-960; 36/3 B,
36/22 R, 24.5, 25 R, 28, 67 A, 59 C, 103;
607/104

See application file for complete search history.

(56) **References Cited**

U.S. PATENT DOCUMENTS

D74,252 S *	1/1928	Blair	D2/953
D123,653 S *	11/1940	Cutler	D2/960
D136,381 S *	9/1943	Ghez et al.	D2/960
3,087,261 A *	4/1963	Russell	36/28
D232,985 S *	10/1974	Askew	D2/953
D238,524 S *	1/1976	Senter	D2/953
4,114,620 A *	9/1978	Moore et al.	607/104
D300,686 S *	4/1989	Peterson	D2/961
4,998,415 A *	3/1991	Larsen	62/231
D365,999 S *	1/1996	Seitz	D10/85
D422,781 S *	4/2000	McCourt	D2/957
6,230,501 B1 *	5/2001	Bailey et al.	62/51.1
D462,826 S *	9/2002	Leong et al.	D2/919

D477,905 S *	8/2003	Adams et al.	D2/957
D506,053 S *	6/2005	Cook	D2/916
D514,288 S *	2/2006	Burg	D2/960
D516,782 S *	3/2006	Robbins et al.	D2/956
D529,691 S *	10/2006	Earle	D2/951

* cited by examiner

Primary Examiner—Celia A. Murphy

(74) *Attorney, Agent, or Firm*—Kirschstein, et al.

(57) **CLAIM**

The ornamental design for an outsole, as shown and described.

DESCRIPTION

FIG. 1 is a bottom plan view of an outsole according to my new design;

FIG. 2 is a right side elevational view thereof;

FIG. 3 is a front elevational view thereof;

FIG. 4 is a left side elevational view thereof;

FIG. 5 is a rear elevational view thereof;

FIG. 6 is a sectional view taken on line 6—6 of FIG. 1;

FIG. 7 is a sectional view taken on line 7—7 of FIG. 1;

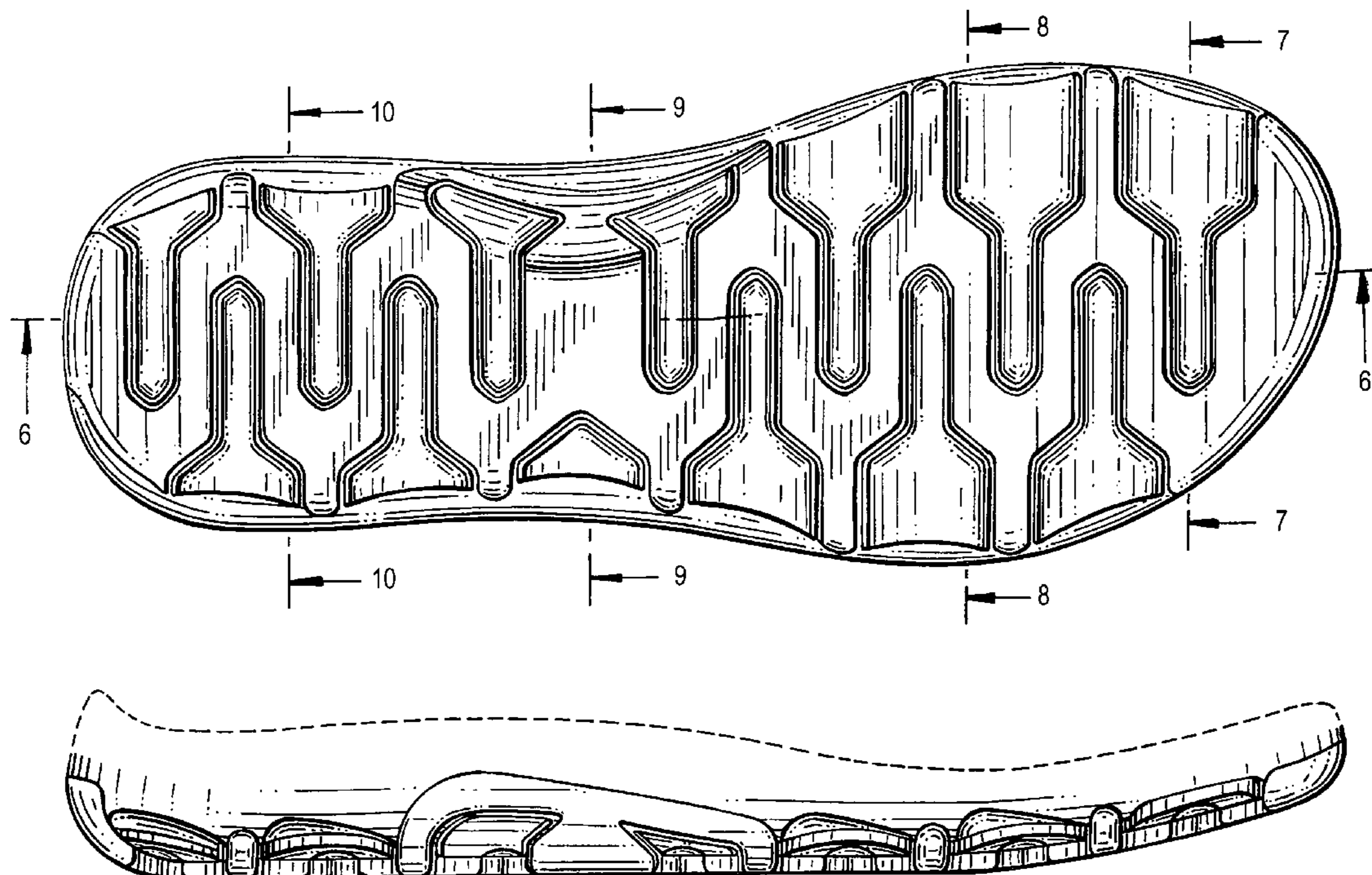
FIG. 8 is a sectional view taken on line 8—8 of FIG. 1;

FIG. 9 is a sectional view taken on line 9—9 of FIG. 1; and,

FIG. 10 is a sectional view taken on line 10—10 of FIG. 1.

The dashed lines are for environmental purposes only and form no part of this design.

1 Claim, 4 Drawing Sheets



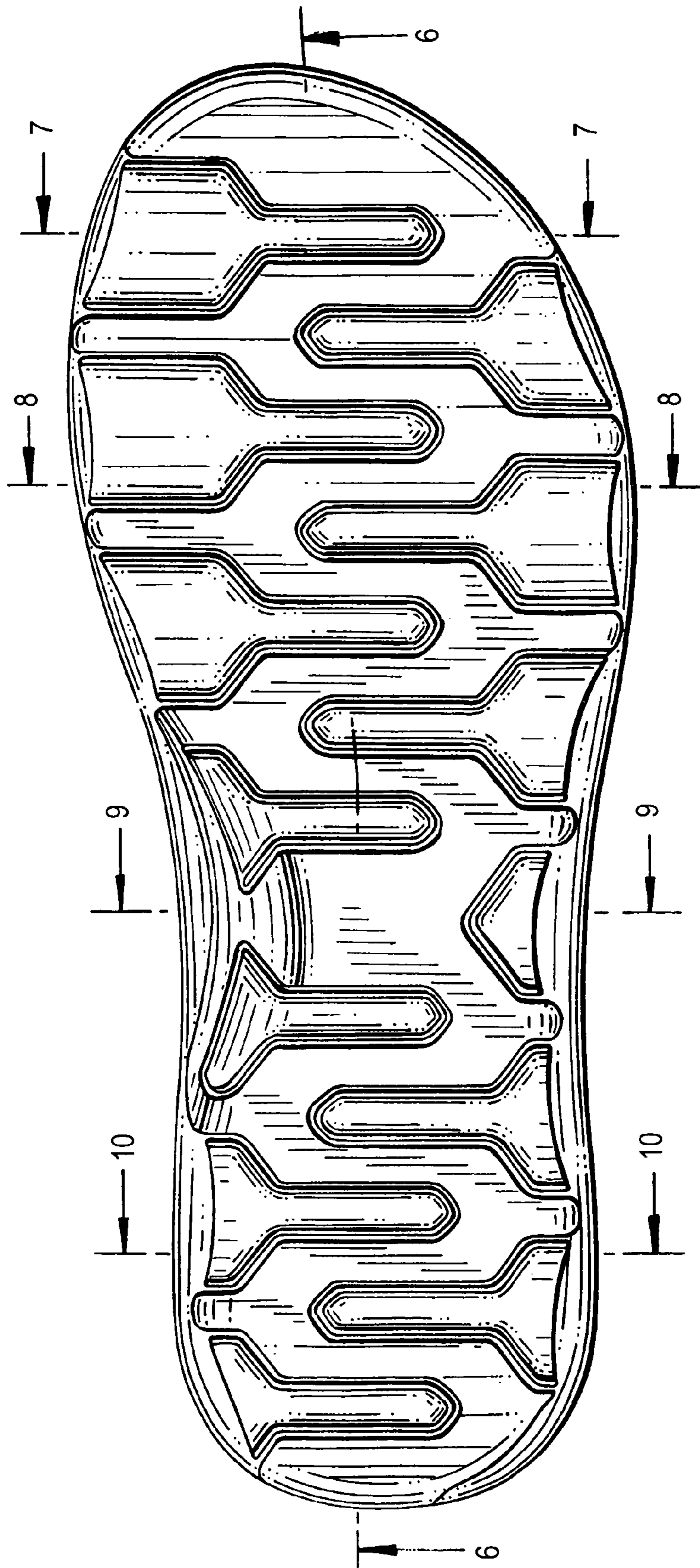


FIG. 1

FIG. 2

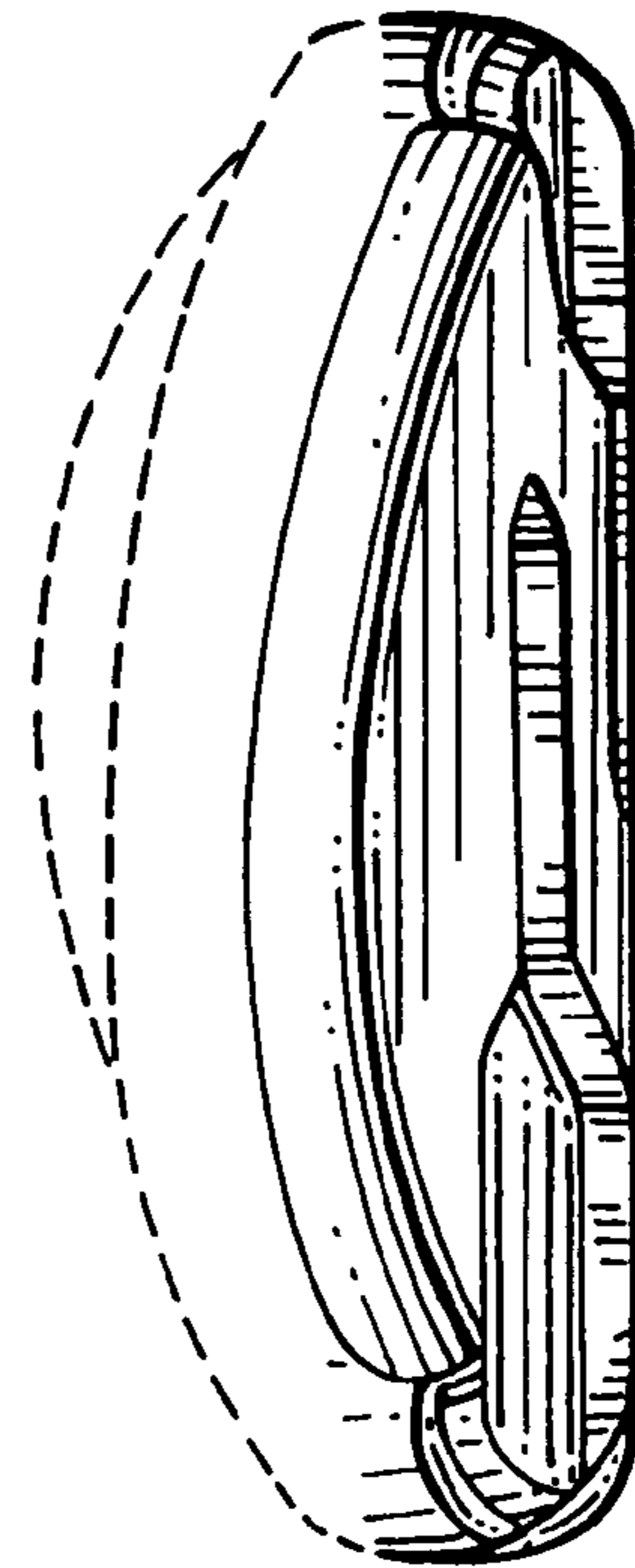
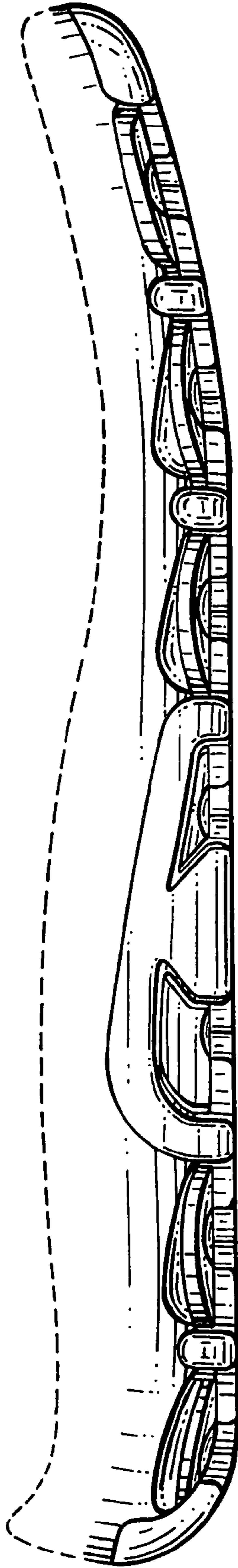


FIG. 3

FIG. 4

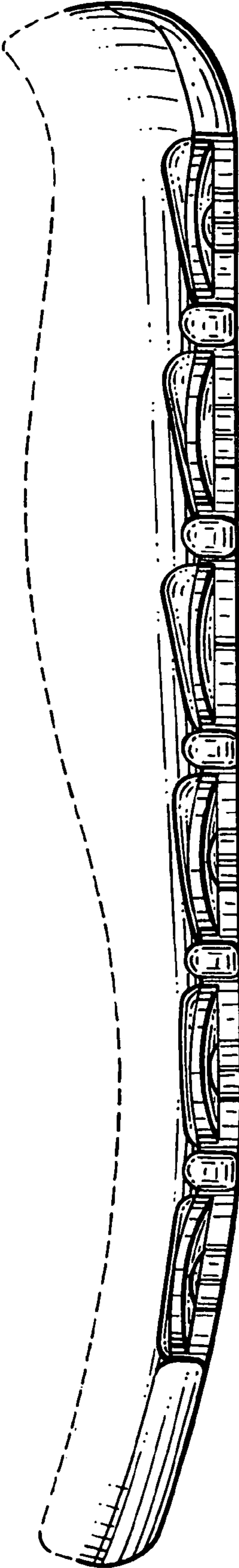
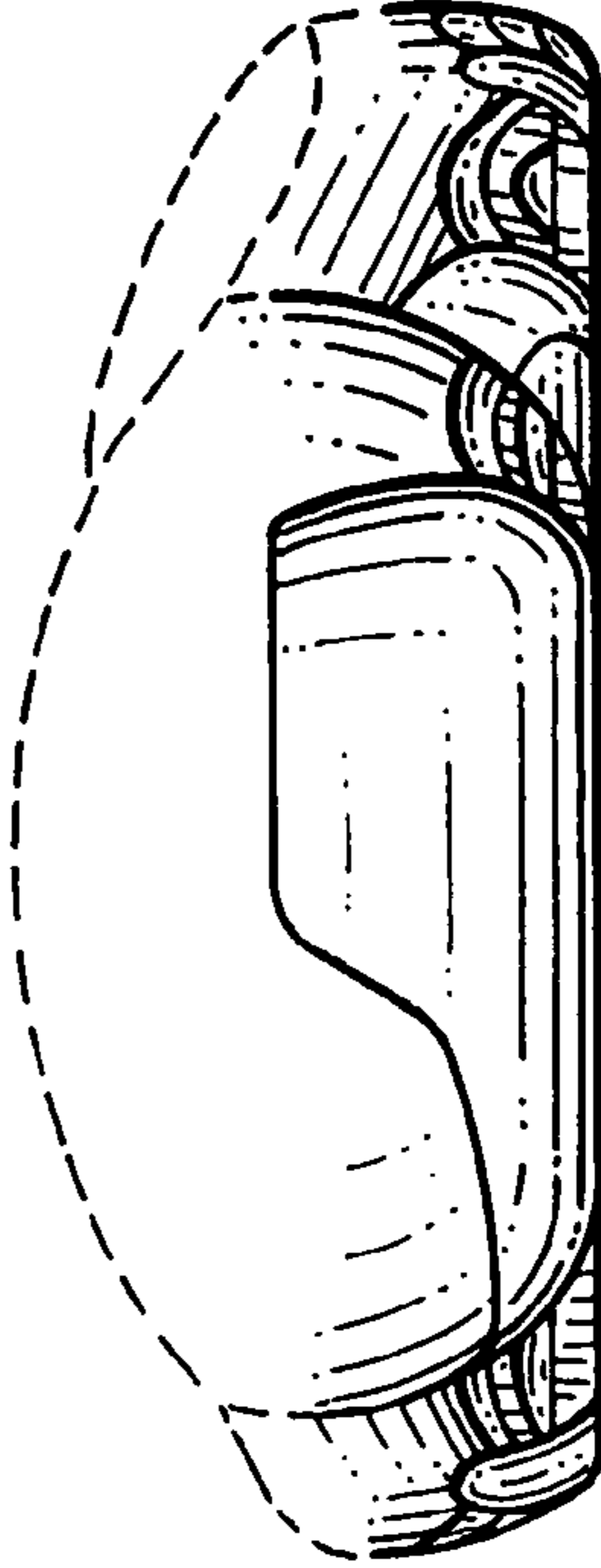


FIG. 5



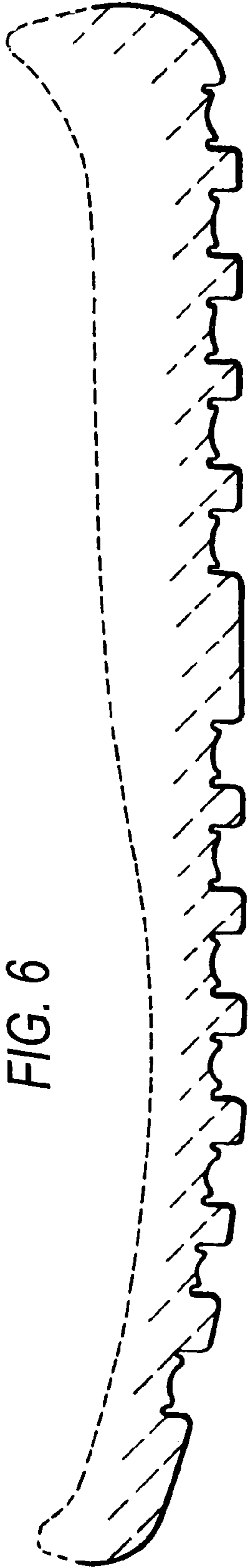


FIG. 6

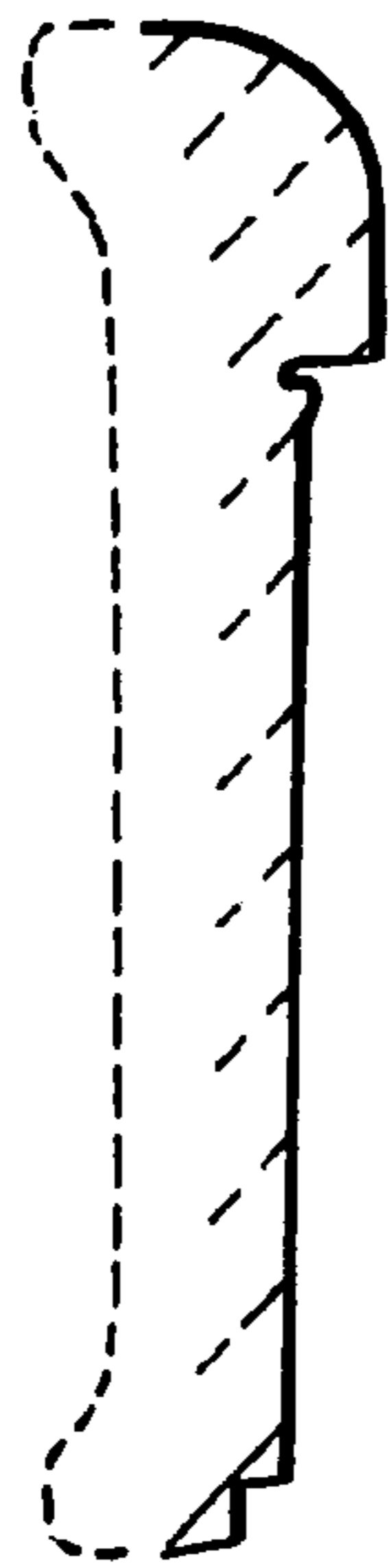


FIG. 7

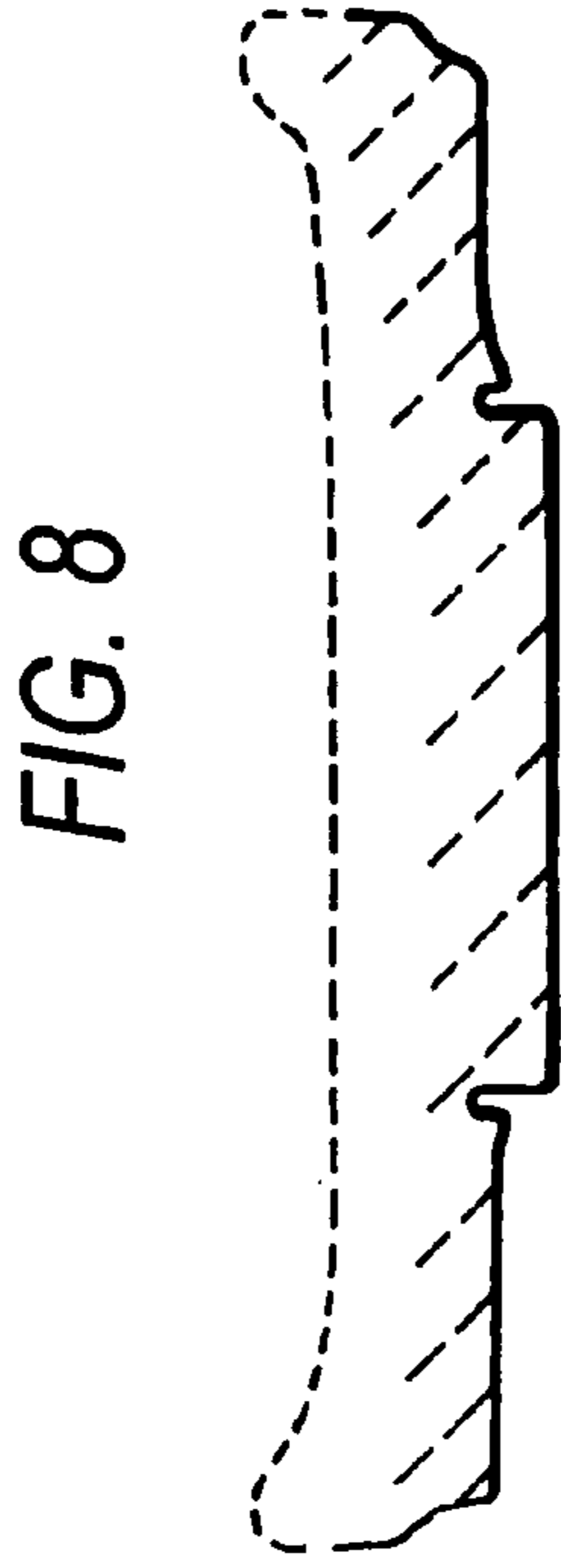


FIG. 8

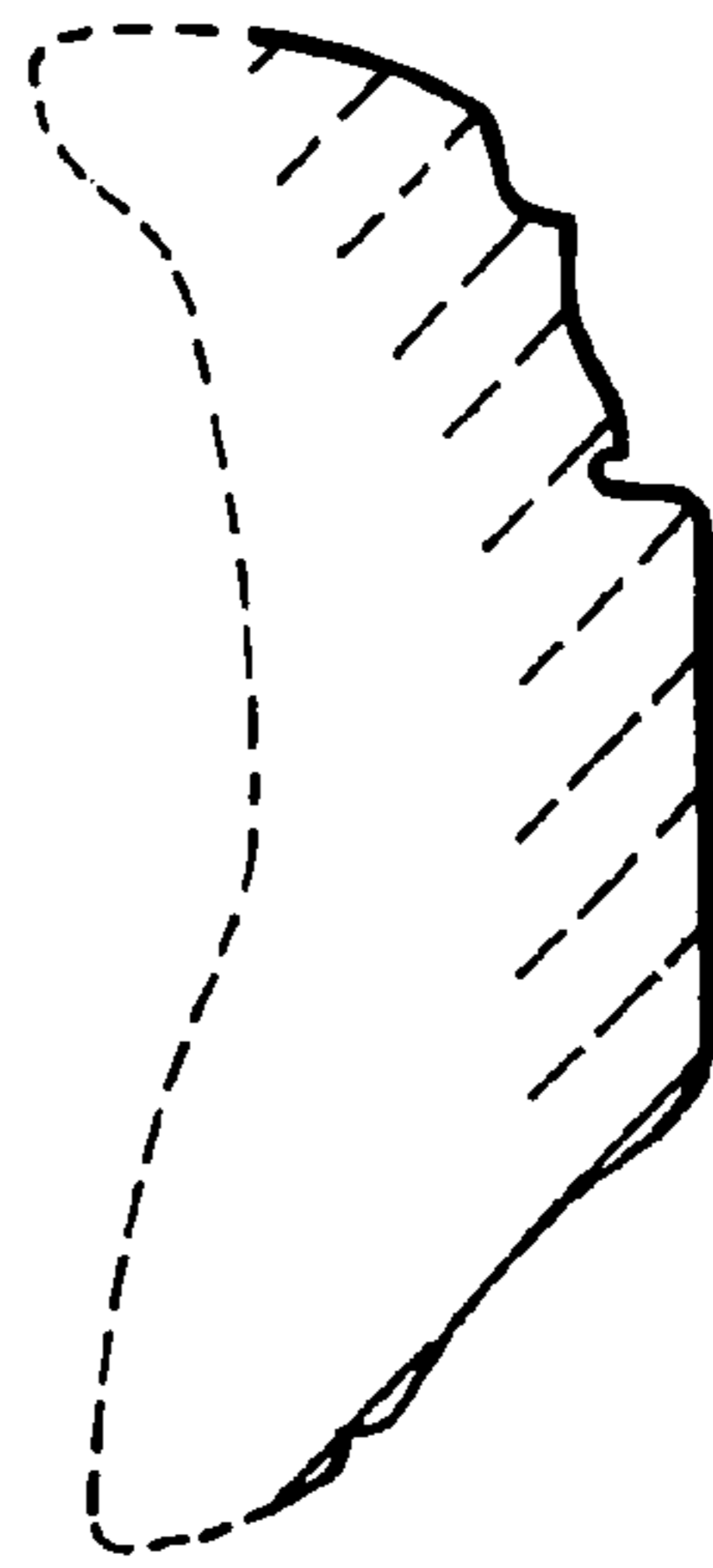


FIG. 9




FIG. 10