



US00D562536S

(12) **United States Design Patent**  
**McClaskie**

(10) **Patent No.:** **US D562,536 S**

(45) **Date of Patent:** **\*\* Feb. 26, 2008**

(54) **OUTSOLE FOR A SHOE**

(75) Inventor: **Thomas E. McClaskie**, Bethlehem, PA  
(US)

(73) Assignee: **Columbia Insurance Company**,  
Omaha, NE (US)

(\*\*) Term: **14 Years**

(21) Appl. No.: **29/262,269**

(22) Filed: **Jun. 29, 2006**

(51) **LOC (8) Cl.** ..... **02-04**

(52) **U.S. Cl.** ..... **D2/952; D2/953**

(58) **Field of Classification Search** ..... D2/902,  
D2/947, 951-960; 36/3 B, 22 R, 24.5, 25 R,  
36/32 R, 34 R, 59 C, 103  
See application file for complete search history.

(56) **References Cited**

**U.S. PATENT DOCUMENTS**

D80,001 S *	11/1929	Wydom	.....	D2/952
D80,256 S *	1/1930	Chrisfield	.....	D2/952
1,974,543 A	9/1934	Reymond	.....	12/142
2,046,217 A	6/1936	Strauss	.....	36/72
2,079,237 A	5/1937	Allard	.....	36/2
2,160,768 A	5/1939	Wasser	.....	36/72
2,344,069 A	3/1944	Wasser	.....	36/72
3,091,871 A	6/1963	Tronche	.....	36/72
3,175,310 A	3/1965	MacQuaid	.....	36/72
3,175,311 A	3/1965	MacQuaid	.....	36/72
3,191,321 A	6/1965	Brutting	.....	36/2.5
3,213,551 A	10/1965	Krauss	.....	36/2.5
3,407,518 A	10/1968	MacQuaid et al.	.....	36/72
3,525,165 A	8/1970	Randall, Jr.	.....	36/2.5
3,561,142 A	2/1971	Streit, Sr. et al.	.....	36/72
D256,518 S	8/1980	Moesle	.....	D2/320
4,231,170 A	11/1980	Griswold	.....	36/72
4,366,629 A	1/1983	Scherz	.....	36/4
D273,602 S *	4/1984	Smith	.....	D21/832
4,562,652 A	1/1986	Hensler	.....	36/102
D298,930 S *	12/1988	Most	.....	D12/178
4,908,963 A	3/1990	Krajcir et al.	.....	36/77
D308,709 S *	6/1990	Goodman et al.	.....	D21/610

4,995,174 A	2/1991	Hong et al.	.....	36/72
5,048,203 A	9/1991	Kling	.....	36/32
D330,802 S *	11/1992	Edmund et al.	.....	D2/952
5,185,944 A	2/1993	Okajima	.....	36/45
D335,953 S	6/1993	Tyng	.....	D2/320
D345,453 S	3/1994	Carpenter	.....	D2/955
5,499,459 A	3/1996	Tomaro	.....	36/10
5,526,584 A	6/1996	Bleimhofer et al.	.....	36/10
D381,494 S	7/1997	Anderson	.....	D2/959
D384,798 S	10/1997	Gray	.....	D2/964
5,738,937 A	4/1998	Baychar	.....	428/316.6
D430,968 S	9/2000	Carroll	.....	D2/962
6,161,315 A	12/2000	Dalton	.....	36/134
D439,210 S *	3/2001	Khalaf	.....	D12/178

(Continued)

*Primary Examiner*—Celia A. Murphy  
(74) *Attorney, Agent, or Firm*—St. Onge Steward Johnston  
& Reens LLC

(57) **CLAIM**

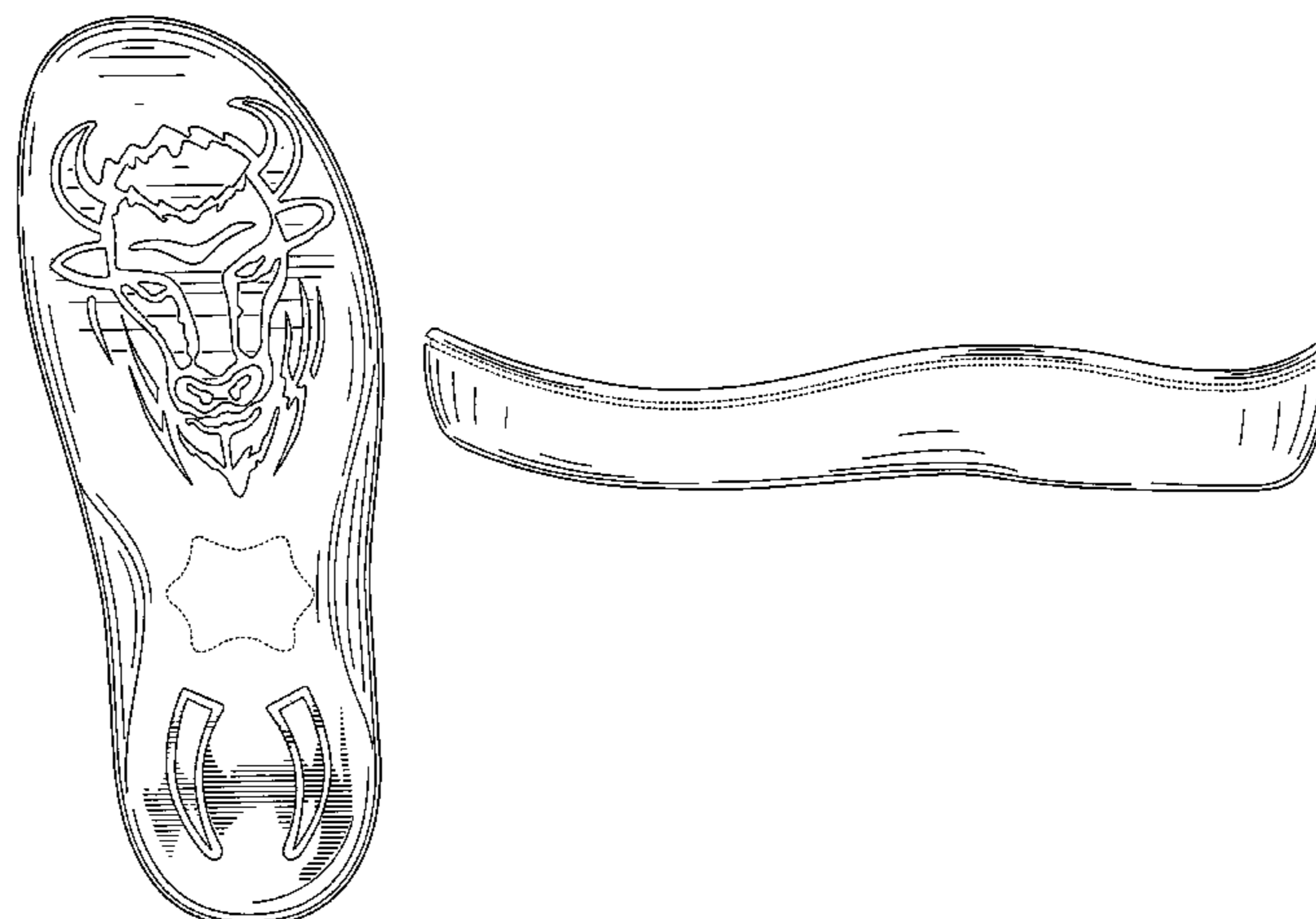
I claim the ornamental design for an outsole for a shoe, as shown and described.

**DESCRIPTION**

FIG. 1 is a bottom perspective view of an outsole for a shoe showing my new design;  
FIG. 2 is bottom view thereof;  
FIG. 3 is a right side view thereof;  
FIG. 4 is a left side view thereof;  
FIG. 5 is a front view thereof; and,  
FIG. 6 is a rear view thereof.

The broken line showing a curvilinear shape in the arch area of FIG. 1, along with the parallel broken lines around the peripheries of FIGS. 1 & 3-6, represent the boundaries of the design; with neither the lines themselves, nor the areas within them forming any part of the claim.

**1 Claim, 4 Drawing Sheets**



# US D562,536 S

Page 2

---

## U.S. PATENT DOCUMENTS

D460,249 S	*	7/2002	Yang .....	D2/959	D501,707 S		2/2005	Nakano .....	D2/959
D468,083 S		1/2003	Morais .....	D2/960	D524,519 S	*	7/2006	Le .....	D2/952
D483,555 S		12/2003	Robinson, Jr. et al. ....	D2/954	D532,188 S	*	11/2006	McClaskie .....	D2/952
D492,100 S	*	6/2004	Hsu .....	D2/952	D542,015 S	*	5/2007	McClaskie .....	D2/952
D500,248 S	*	12/2004	Alcaraz .....	D9/607	D546,530 S	*	7/2007	McClaskie .....	D2/952

\* cited by examiner

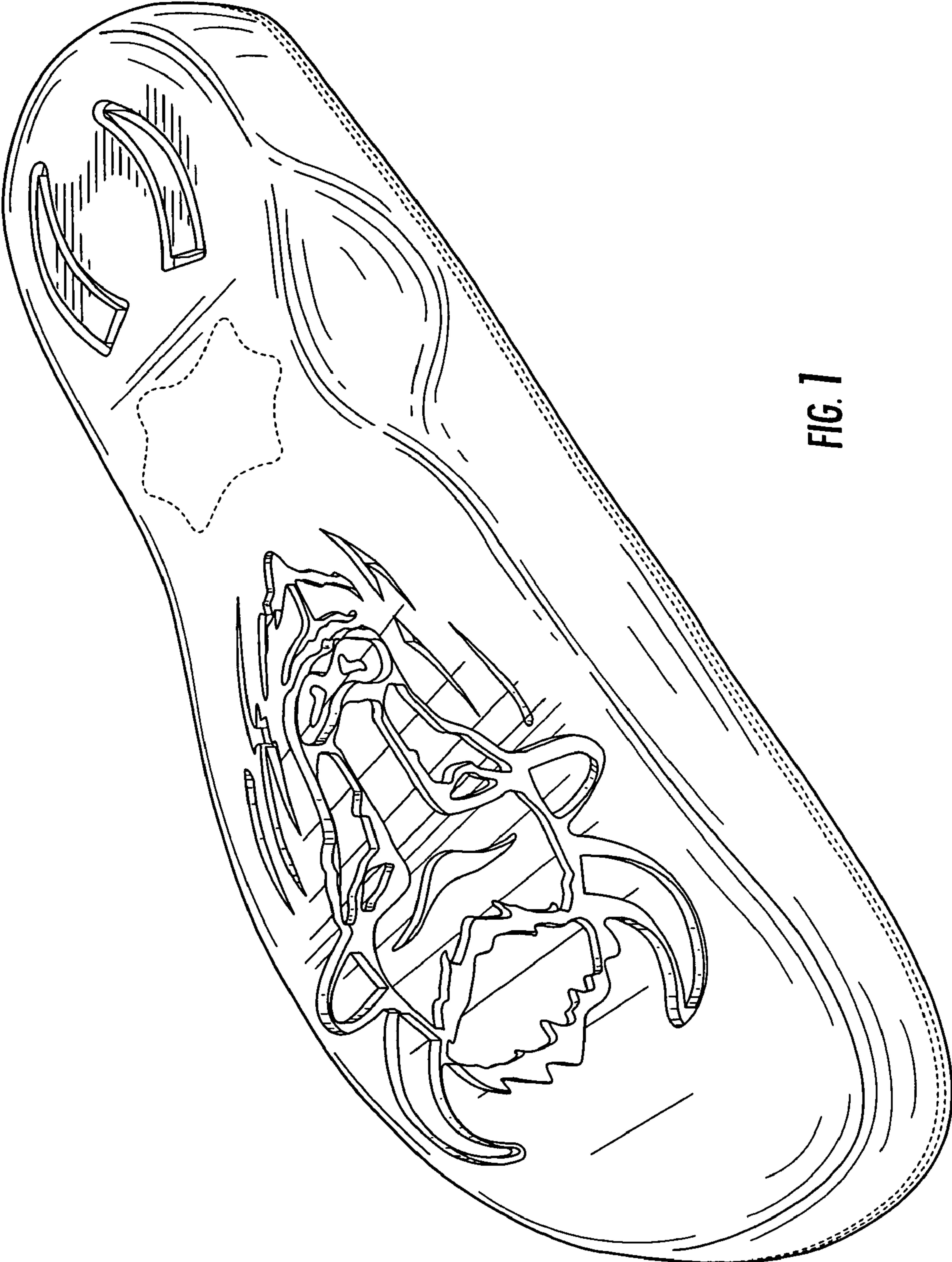


FIG. 1

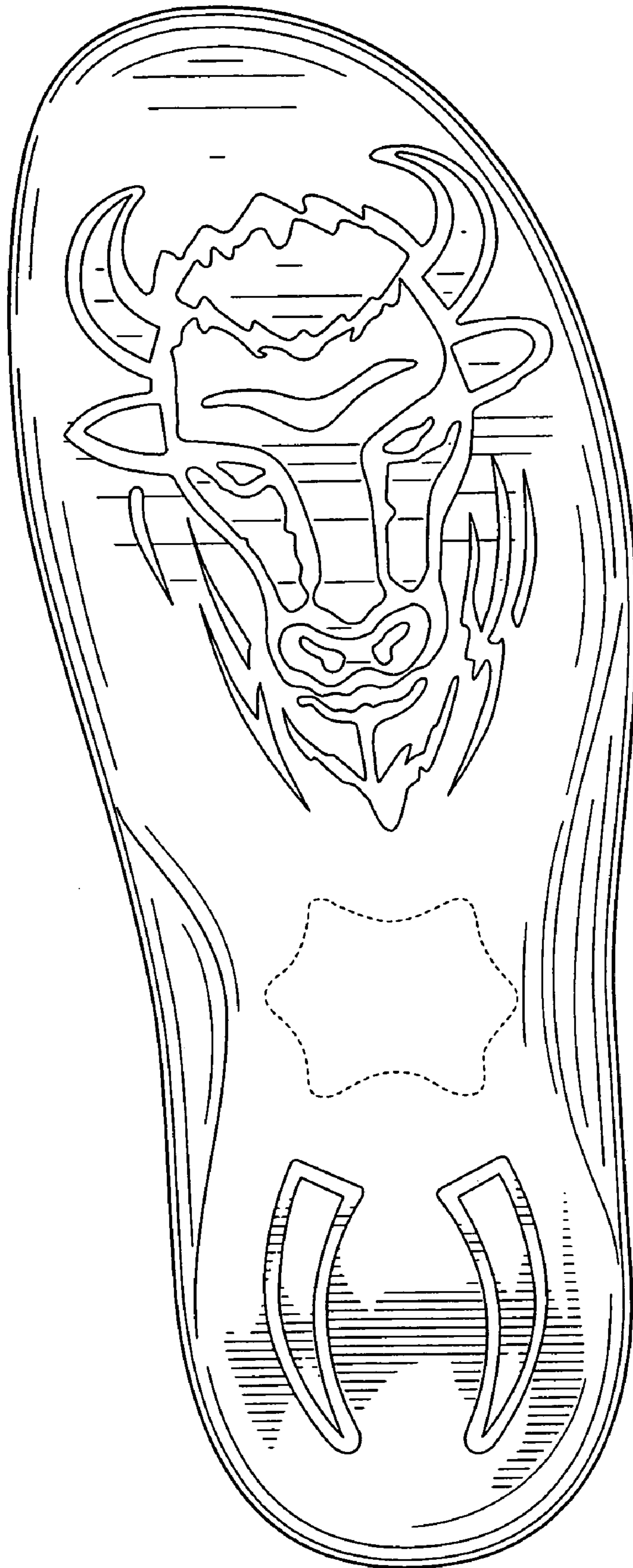


FIG. 2



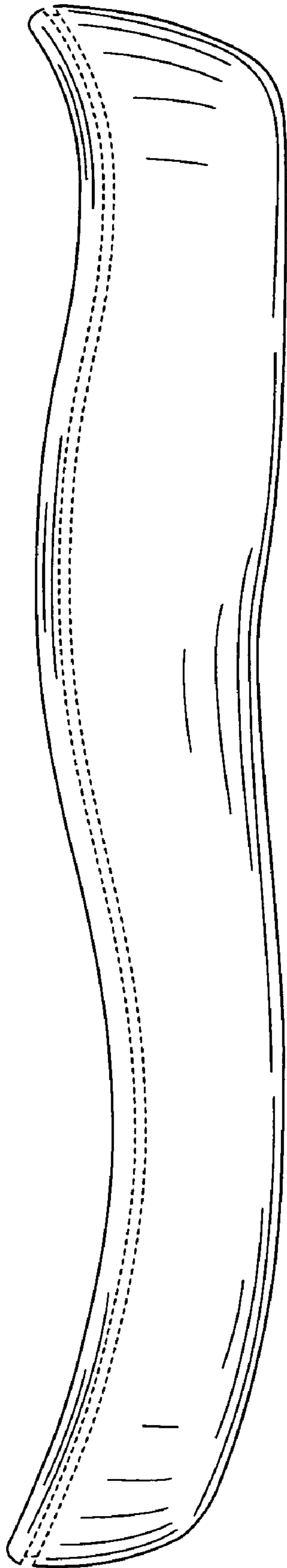


FIG. 3

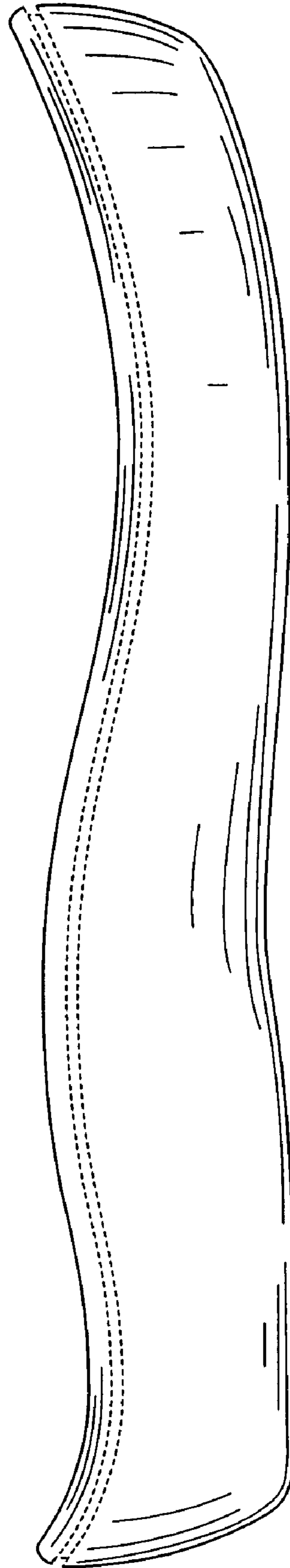

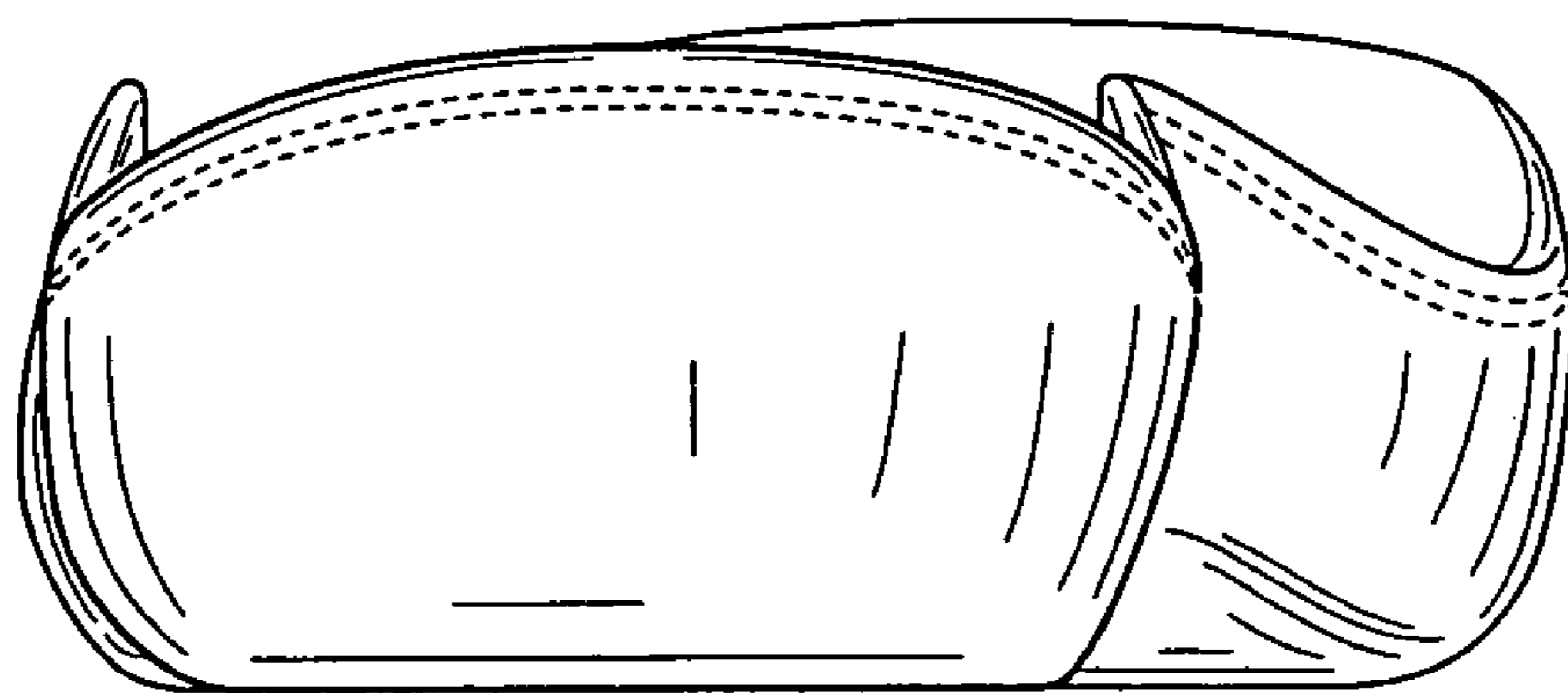


FIG. 4



**FIG. 5**



**FIG. 6**