



US00D562529S

(12) **United States Design Patent**
Tonsor

(10) **Patent No.:** **US D562,529 S**

(45) **Date of Patent:** **** Feb. 26, 2008**

(54) **BRASSIERE WITH CROSSING BACK STRAPS AND FRONT CLOSURE**

D300,880 S * 5/1989 Mathis D2/707
D300,980 S * 5/1989 Mathis D2/707
5,951,364 A * 9/1999 Brown et al. 450/1

(75) Inventor: **Dawn M. Tonsor**, Pekin, IL (US)

FOREIGN PATENT DOCUMENTS

(73) Assignee: **Tonserio Ltd.**, Santa Monica, CA (US)

EM 000632476-0002 * 12/2006

(**) Term: **14 Years**

* cited by examiner

(21) Appl. No.: **29/260,918**

Primary Examiner—Adir Aronovich
Assistant Examiner—Anna J Burmeister

(22) Filed: **Jun. 2, 2006**

(74) *Attorney, Agent, or Firm*—Zuber + Taillieu LLP

(51) **LOC (8) Cl.** **02-01**

(57) **CLAIM**

(52) **U.S. Cl.** **D2/709**

The ornamental design for a brassiere with crossing back straps and front closure, as shown and described.

(58) **Field of Classification Search** D2/706–708,
D2/731, 737; 2/67, 73, 79, 113, 118, 913;
450/50, 65, 70

DESCRIPTION

See application file for complete search history.

FIG. 1 is front view of a brassiere with crossing back straps and front closure;

(56) **References Cited**

U.S. PATENT DOCUMENTS

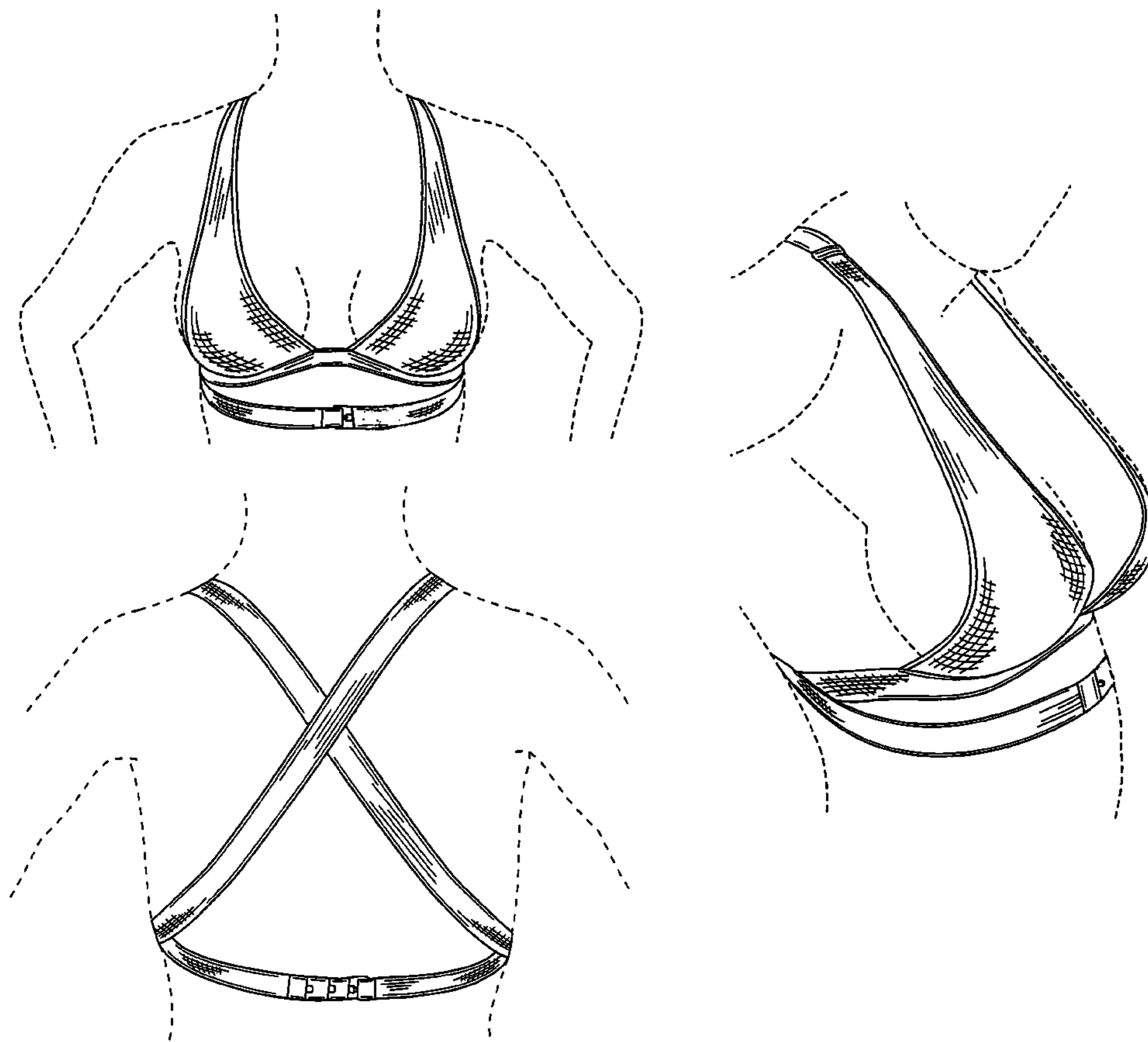
1,290,608 A * 1/1919 Lowman 450/1
2,542,881 A * 2/1951 Ries 450/59
2,628,357 A * 2/1953 Sider 450/41
3,465,754 A * 9/1969 Lockwood et al. 450/1
D235,390 S * 6/1975 Newmar D2/707
D275,904 S * 10/1984 Martini D2/709

FIG. 2 is a right side elevational view thereof, the left side elevational view being a mirror image; and,

FIG. 3 is a back view thereof.

The broken lines shown in the drawings are for illustrative purposes only and form no part of the invention.

1 Claim, 3 Drawing Sheets



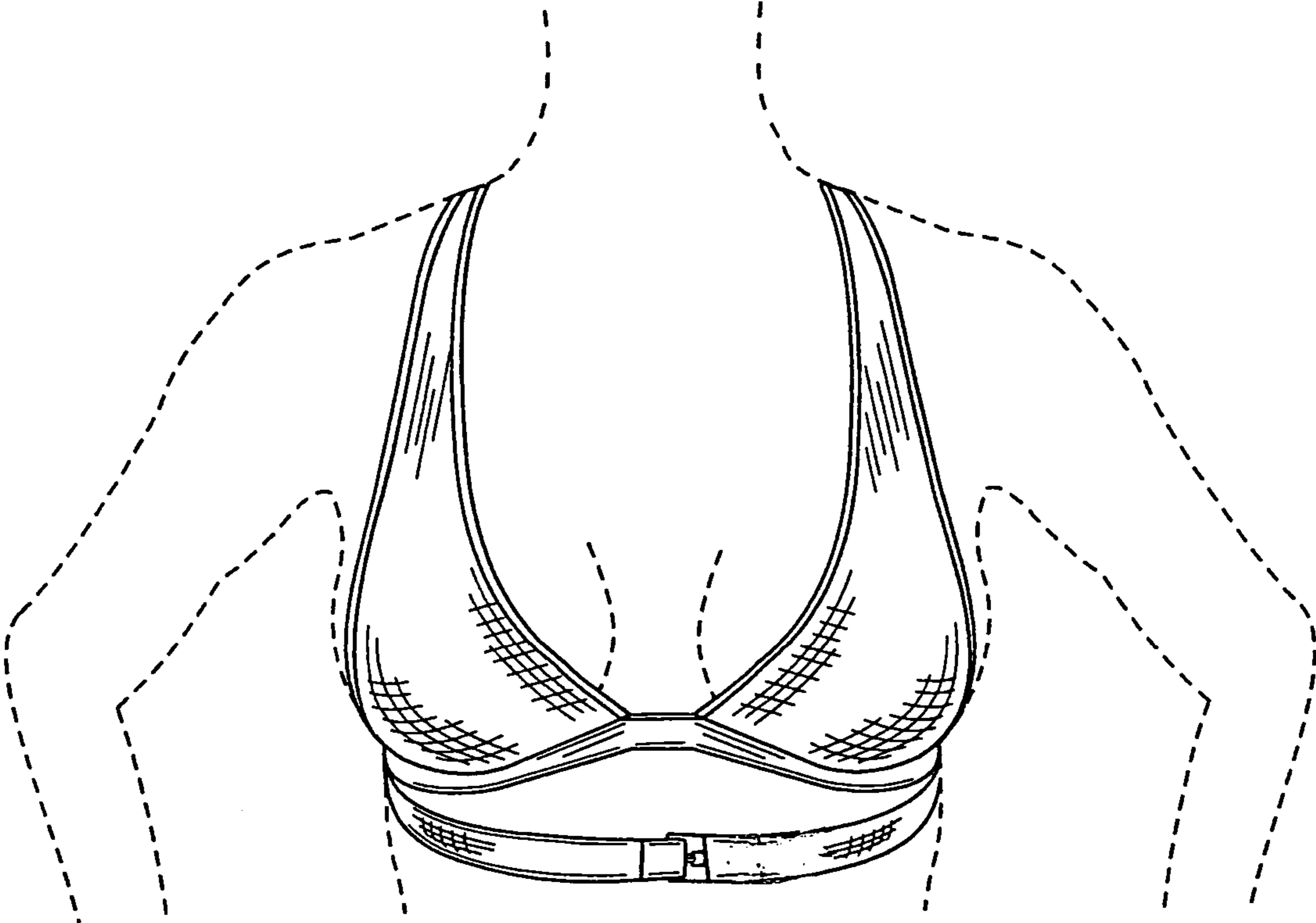


FIG. 1

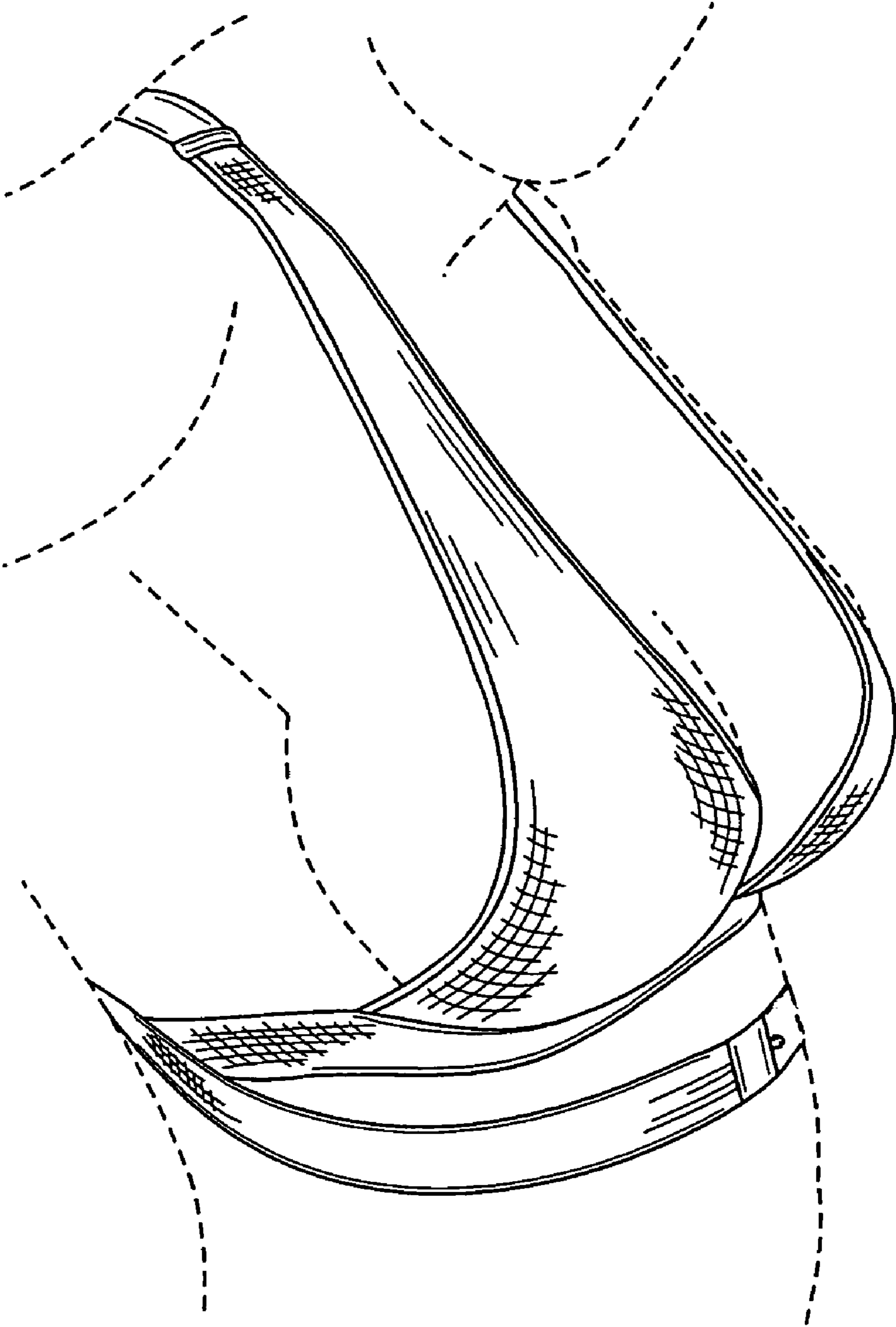


FIG. 2

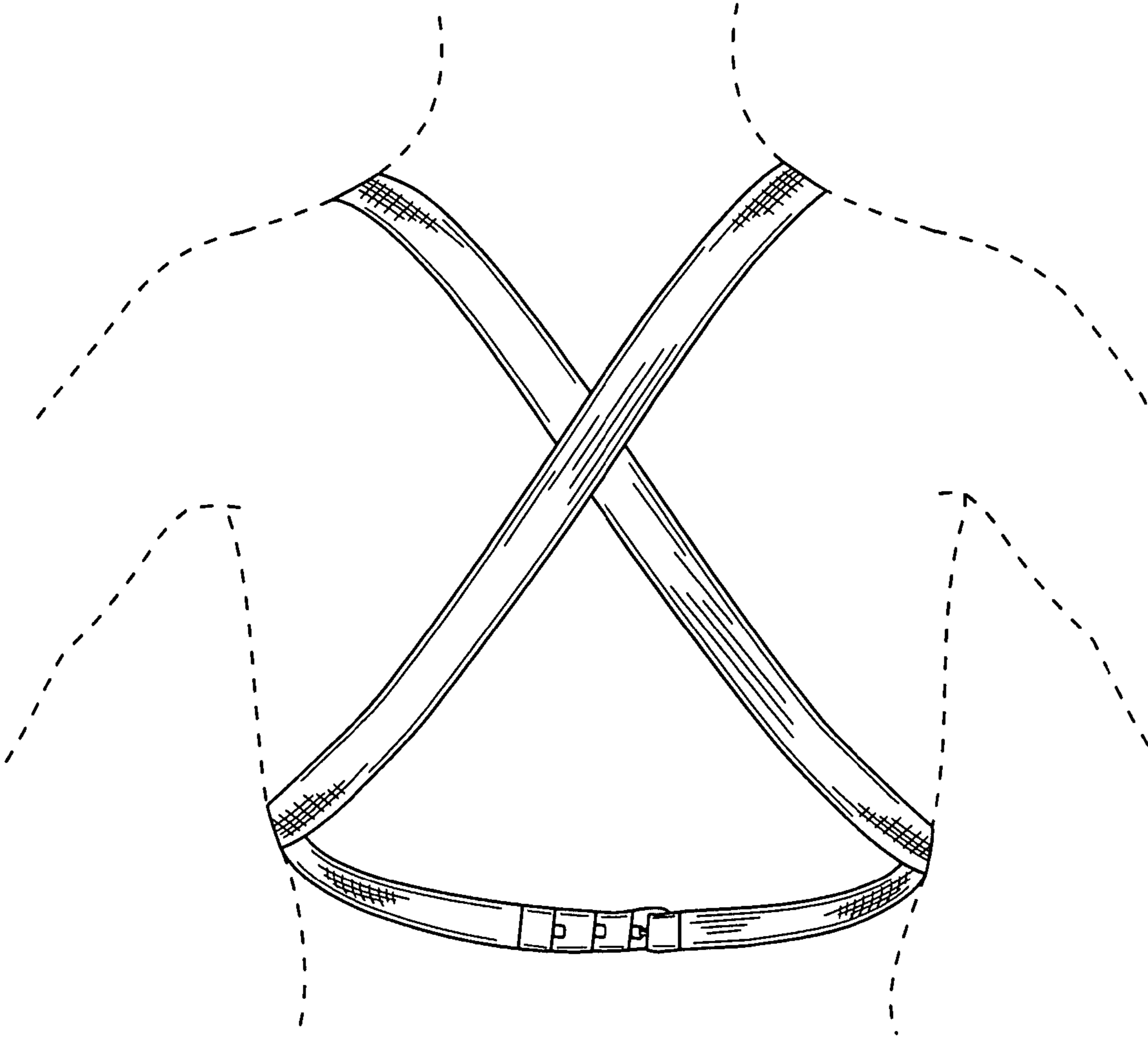


FIG. 3