

US00D562516S

(12) **United States Design Patent**  
**Talesfore et al.**

(10) **Patent No.:** **US D562,516 S**

(45) **Date of Patent:** **\*\* Feb. 19, 2008**

(54) **GRIP OF A HANDLE FOR A SQUEEGEE OR THE LIKE**

(75) Inventors: **Nicholas F. Talesfore**, Los Gatos, CA (US); **Jin Ho Chai**, Fremont, CA (US); **Joseph A. McArdle**, Mountain View, CA (US)

(73) Assignee: **Ettore Products Co.**, Alameda, CA (US)

(\*\*) Term: **14 Years**

(21) Appl. No.: **29/289,117**

(22) Filed: **Jul. 6, 2007**

**Related U.S. Application Data**

(62) Division of application No. 29/200,695, filed on Mar. 2, 2004.

(51) **LOC (8) Cl.** ..... **04-01**

(52) **U.S. Cl.** ..... **D32/41; D4/138; D8/DIG. 7**

(58) **Field of Classification Search** ..... D4/129, D4/138; D7/393-395, 401.2; D8/94, 97, D8/107, 300, 303, 305, 315, 317, DIG. 7-DIG. 9; D32/72; 15/143.1, 235.4, 245; 16/114.1, 16/421, 430, 431, 444, 446, DIG. 12, DIG. 19; 38/90, 92, 95; D3/318; 190/39  
See application file for complete search history.

(56) **References Cited**

**U.S. PATENT DOCUMENTS**

D23,525 S \* 7/1894 Ober ..... D32/72  
1,204,891 A \* 11/1916 Lotz ..... 16/114.1  
D57,143 S \* 2/1921 Modern et al. .... D8/317

1,500,029 A \* 7/1924 Oliver ..... 16/114.1  
D277,336 S \* 1/1985 Parrochia ..... D8/305  
4,970,749 A \* 11/1990 Priore ..... 15/236.02  
D456,667 S \* 5/2002 Veltri et al. .... D7/387  
D480,189 S \* 9/2003 Libman et al. .... D32/52

\* cited by examiner

*Primary Examiner*—Cathron Brooks

*Assistant Examiner*—Lavone D. Tabor

(74) *Attorney, Agent, or Firm*—Brian Beverly; Kathleen A. Skinner; Beeson, Skinner Beverly, LLP

(57) **CLAIM**

The ornamental design for a grip of a handle for a squeegee or the like, as shown and described.

**DESCRIPTION**

FIG. 1 is an upper front left perspective view of a grip of a handle for a squeegee or the like showing our new design;

FIG. 2 is an upper front left perspective view of the design of FIG. 1;

FIG. 3 is a top plan view of the design of FIG. 1;

FIG. 4 is a right side elevational view of the design of FIG. 1, the left side being a mirror image;

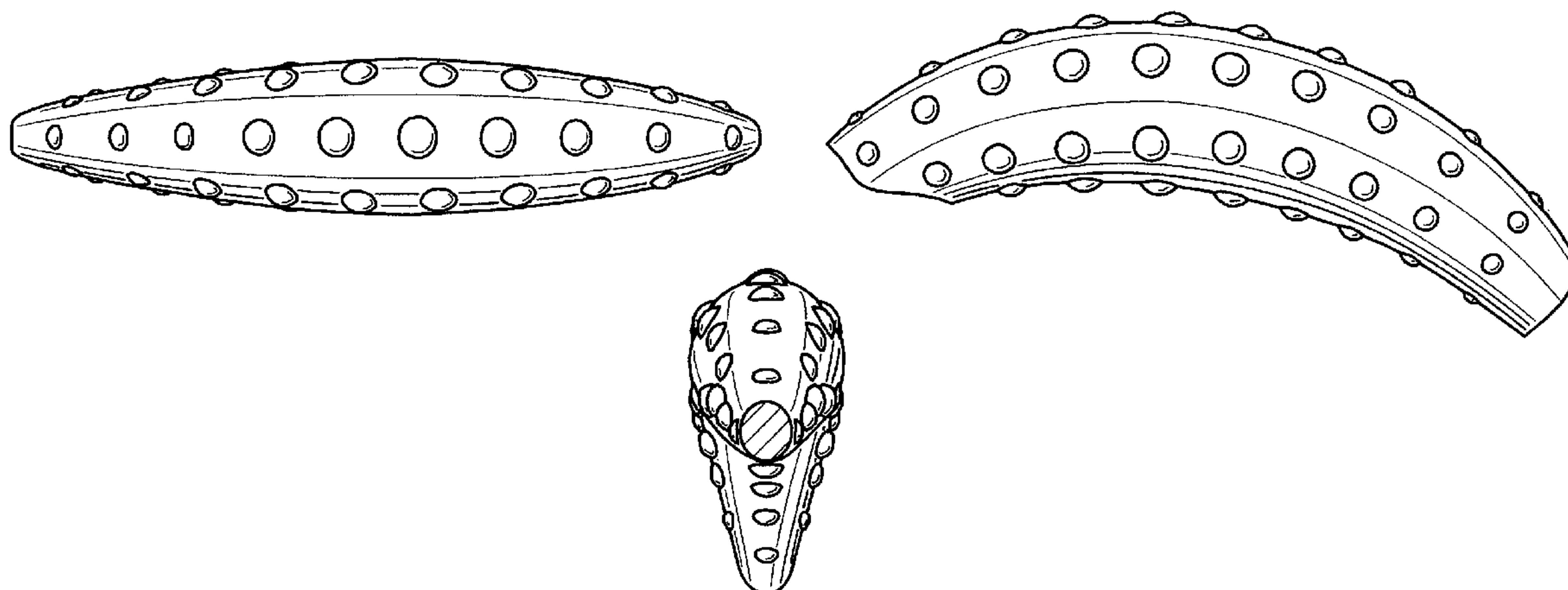
FIG. 5 is a bottom plan view of the design of FIG. 1;

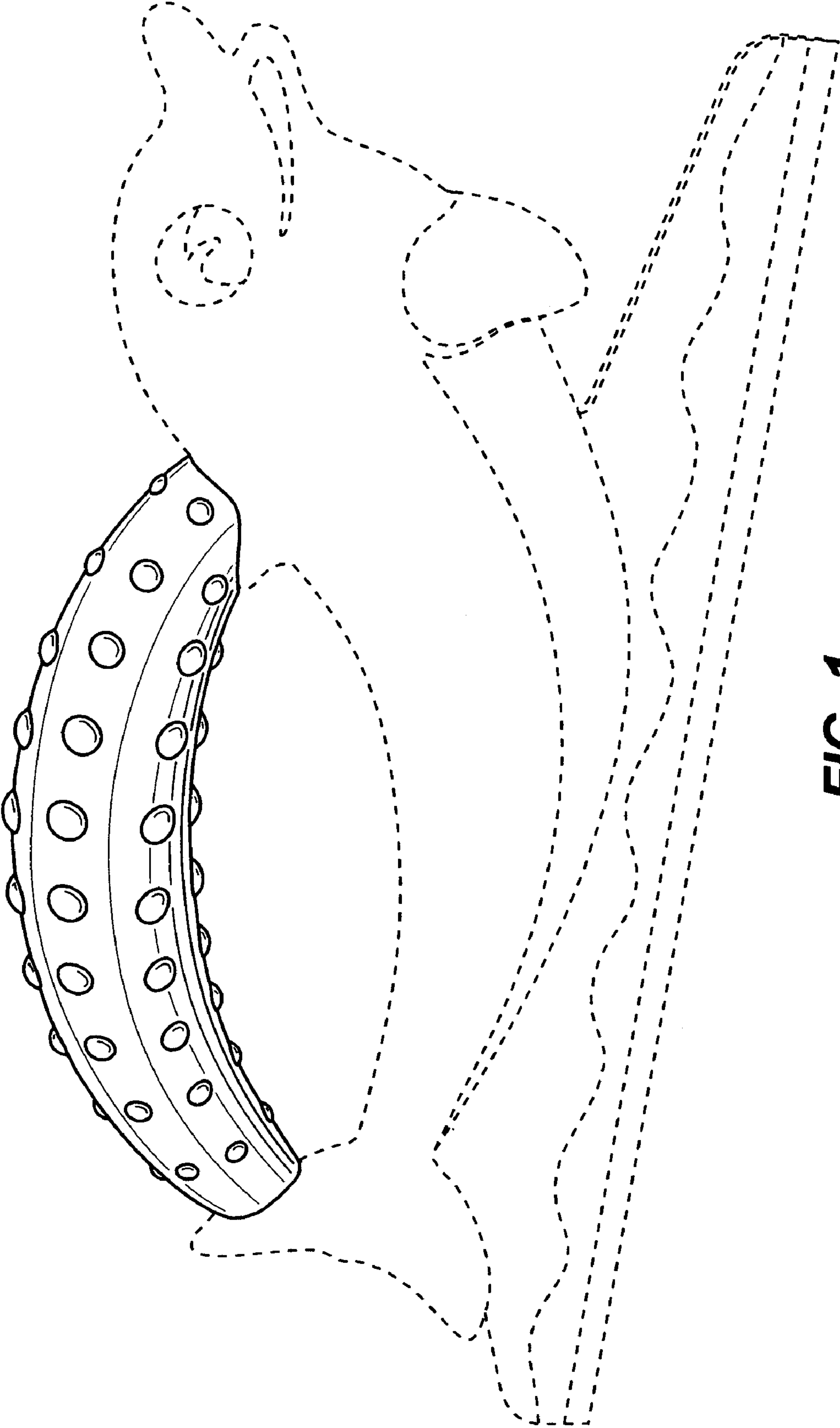
FIG. 6 is a front elevational view of the design of FIG. 1; and,

FIG. 7 is a rear elevational view of the design of FIG. 1.

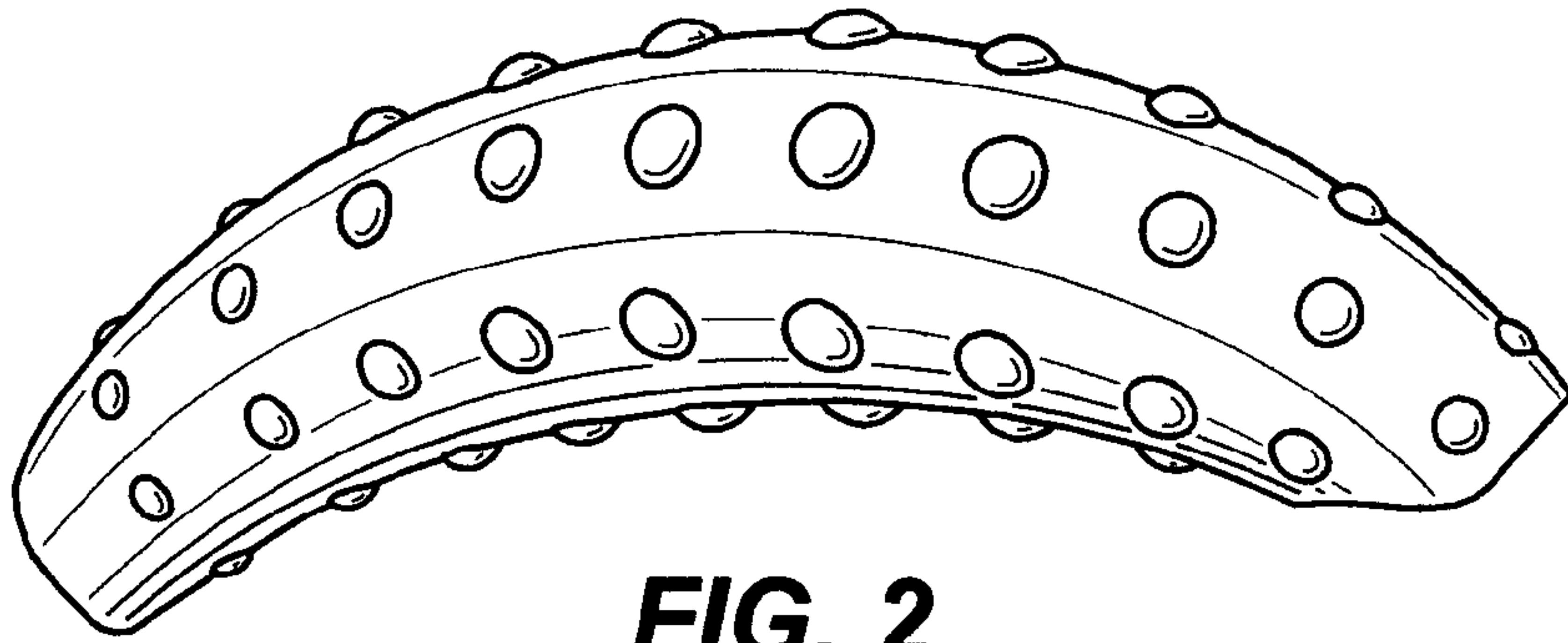
The broken lines in FIG. 1 showing a squeegee and handle attached to the grip of a handle are for illustrative purposes only and form no part of our claimed design.

**1 Claim, 2 Drawing Sheets**

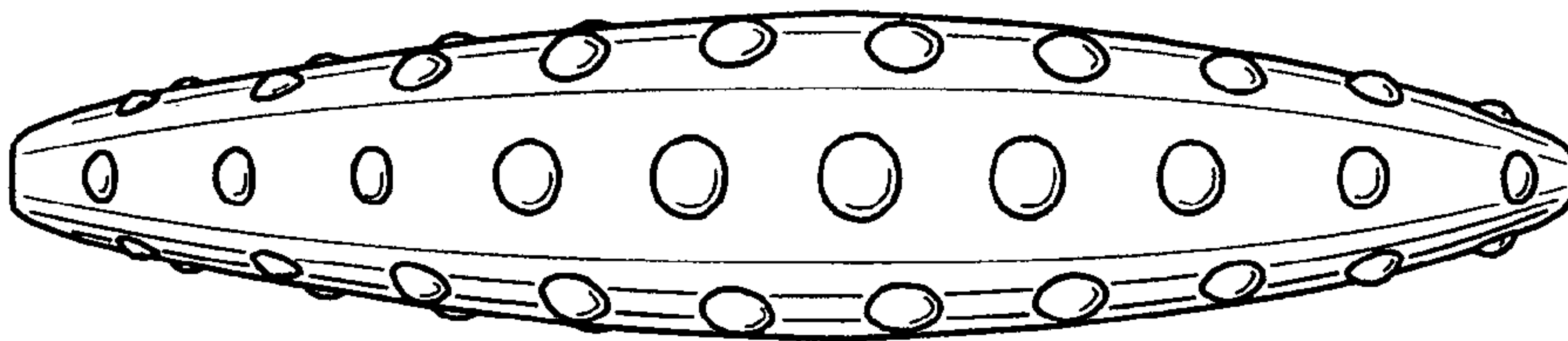




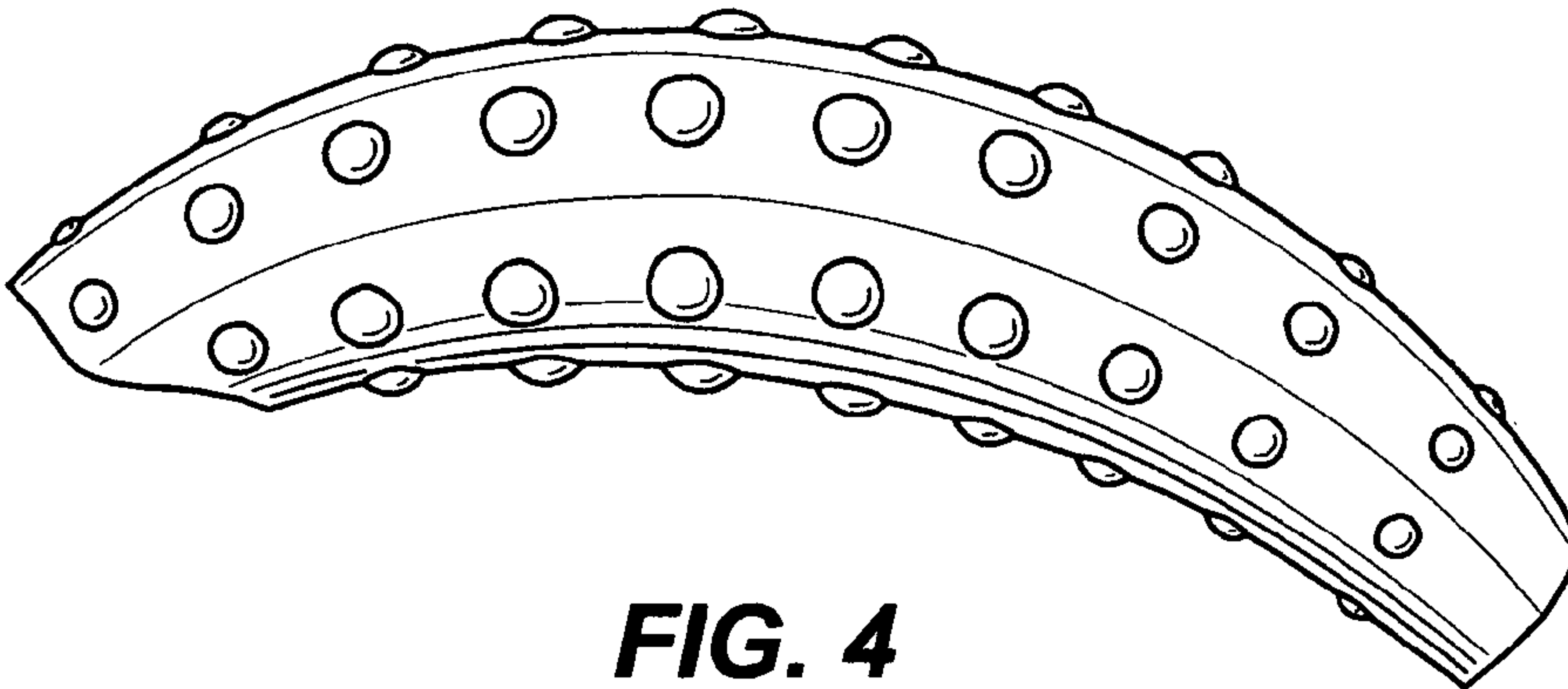
**FIG. 1**



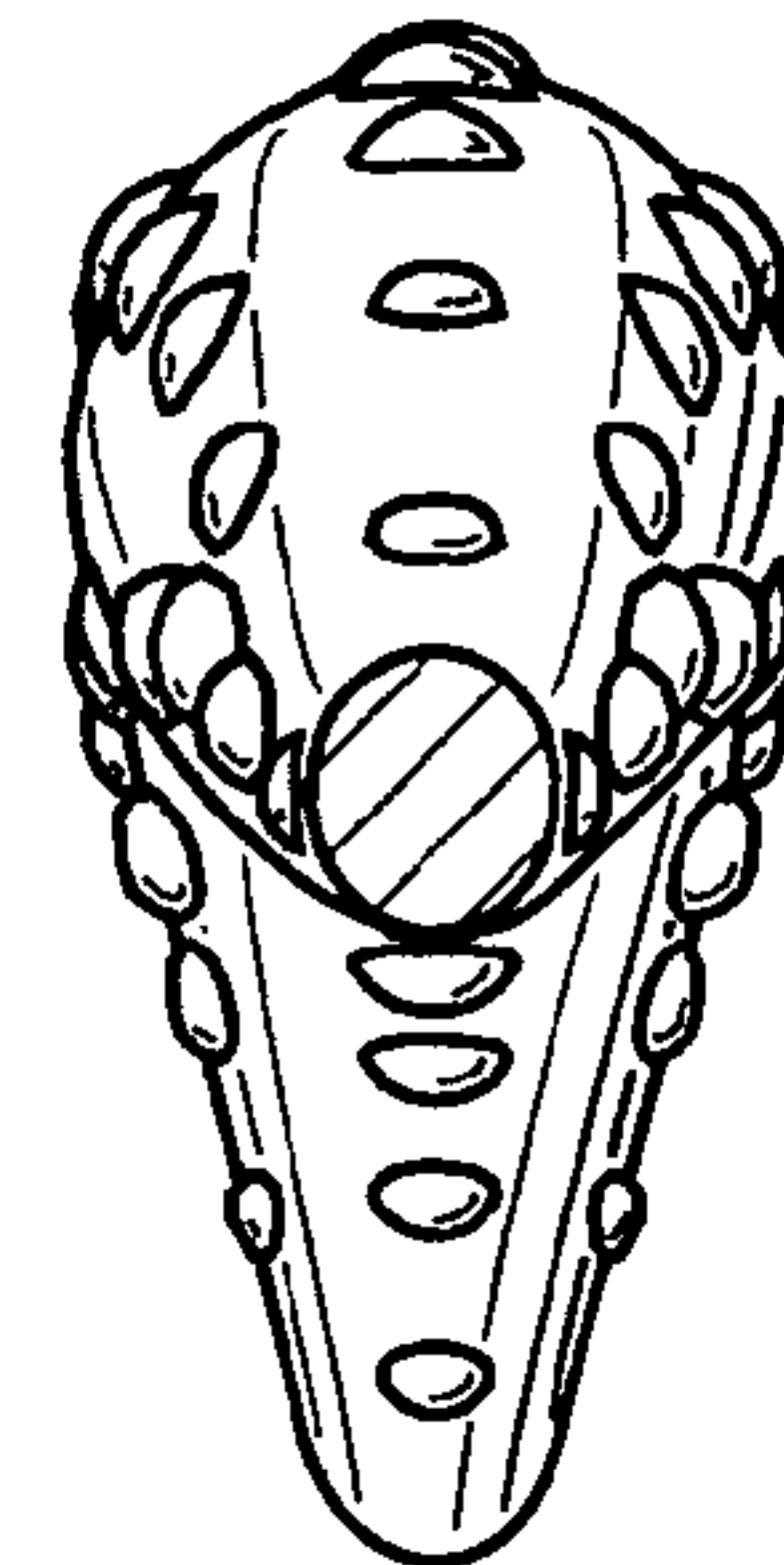
**FIG. 2**




**FIG. 3**



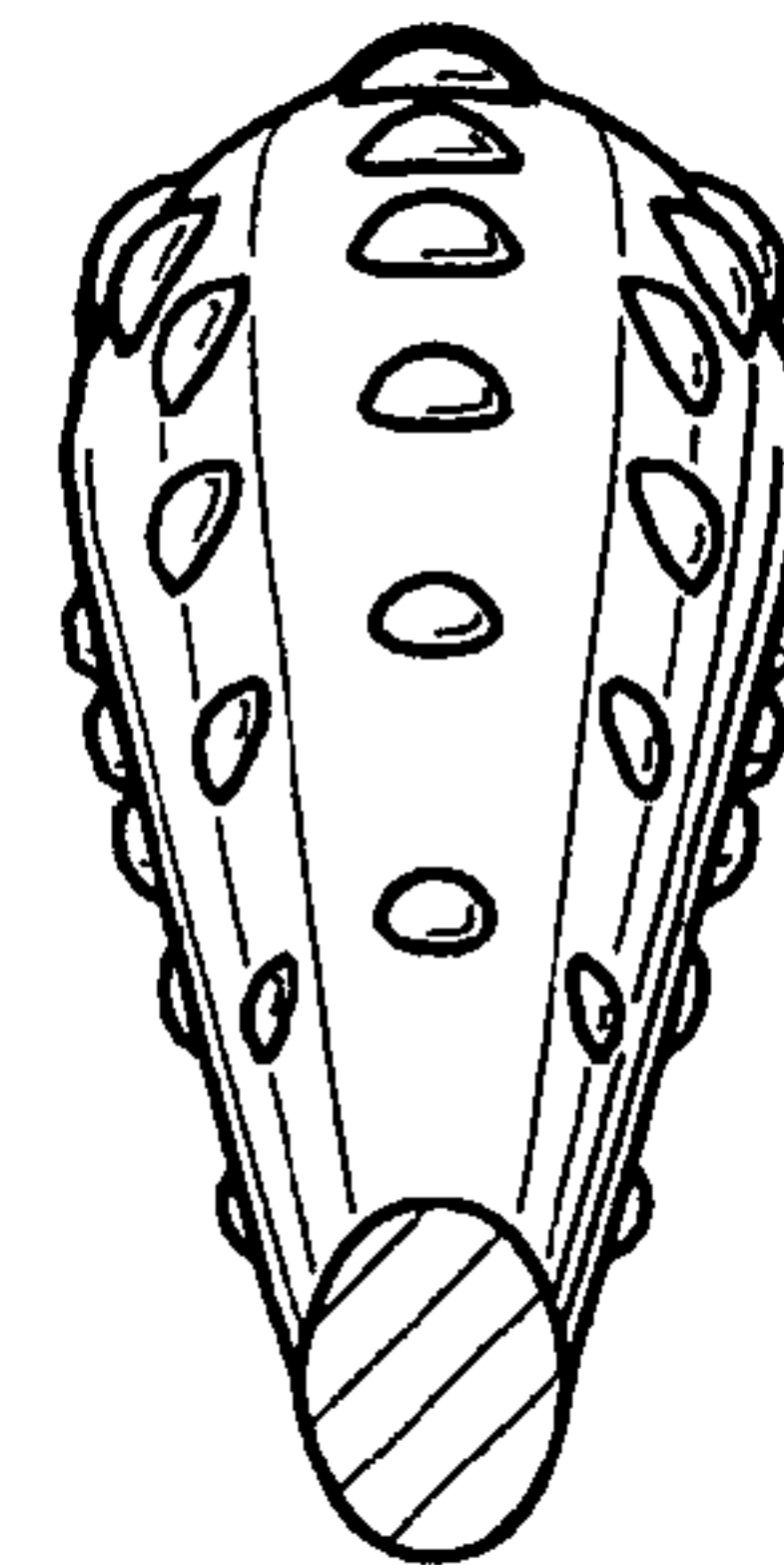
**FIG. 4**



**FIG. 6**



**FIG. 5**



**FIG. 7**