

US00D562515S

(12) **United States Design Patent**
Treacy

(10) **Patent No.:** **US D562,515 S**

(45) **Date of Patent:** **** Feb. 19, 2008**

(54) **MICROFIBER-TUBE WET MOP**

(75) Inventor: **Terrence Treacy**, Mansfield, TX (US)

(73) Assignee: **TxF Products, Inc.**, Arlington, TX (US)

(**) Term: **14 Years**

(21) Appl. No.: **29/248,711**

(22) Filed: **Aug. 29, 2006**

(51) **LOC (8) Cl.** **07-05**

(52) **U.S. Cl.** **D32/40**

(58) **Field of Classification Search** D32/40-41;
D28/63; 15/120.1-120.2, 114-115, 119.1,
15/229.1-229.2, 118, 228, 208, 209.1
See application file for complete search history.

(56) **References Cited**

U.S. PATENT DOCUMENTS

3,040,354	A *	6/1962	Vosbikian et al.	15/119.1
4,178,650	A *	12/1979	Aasland	15/120.1
D364,716	S *	11/1995	Lazar	D32/40
6,085,378	A *	7/2000	Petner	15/119.1
6,240,589	B1 *	6/2001	Specht	15/120.2
6,251,194	B1 *	6/2001	Williams et al.	134/6

D445,979	S *	7/2001	Webster	D32/40
6,675,427	B1 *	1/2004	Chiapelli et al.	15/120.1
6,732,396	B2 *	5/2004	Laux et al.	15/120.2
6,920,664	B2 *	7/2005	Libman et al.	15/120.1
7,089,622	B2 *	8/2006	Sampaio	15/120.2
7,093,315	B2 *	8/2006	Cavalheiro	15/120.2

* cited by examiner

Primary Examiner—Pamela J. Burgess

(74) *Attorney, Agent, or Firm*—Haynes and Boone, LLP

(57) **CLAIM**

The ornamental design for a microfiber-tube wet mop, as shown and described.

DESCRIPTION

FIG. 1 is a perspective view of a microfiber-tube wet mop showing my new design, the broken lines shown are for illustrative only and form no part of the claimed design;

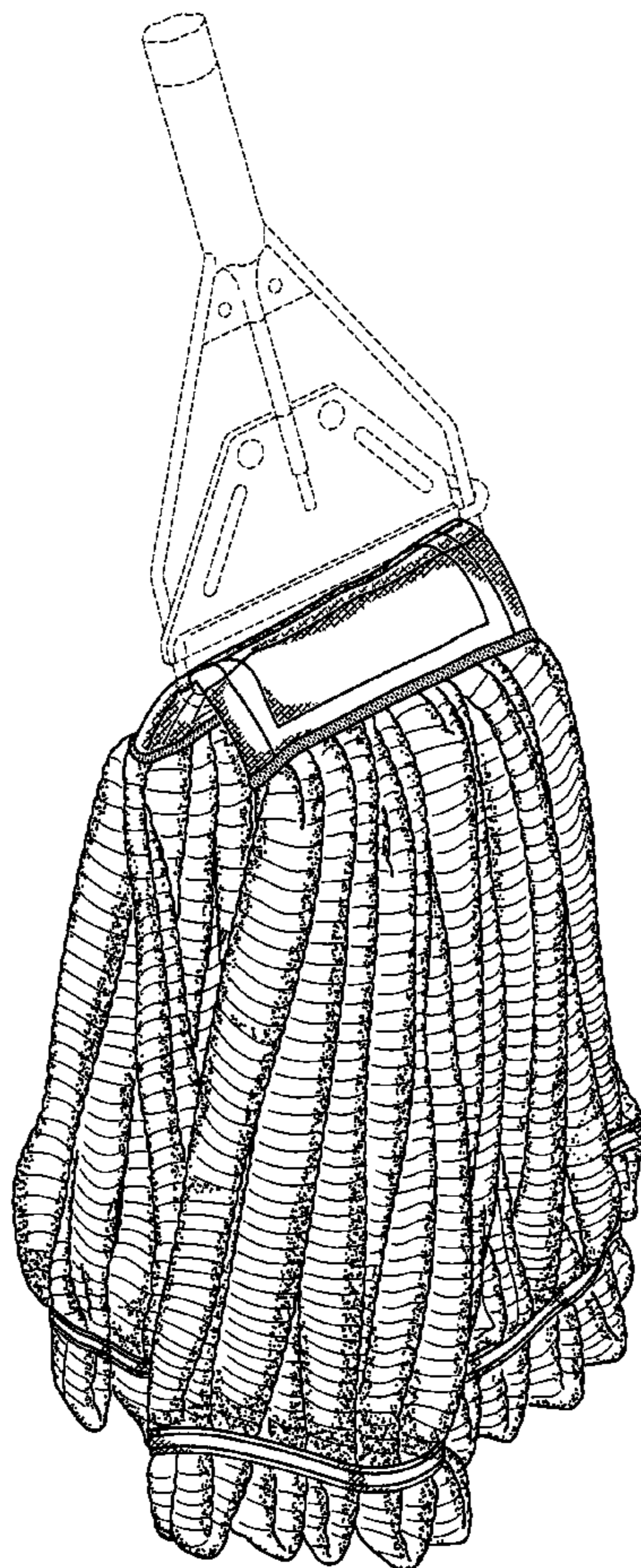
FIG. 2 is a front view thereof;

FIG. 3 is a side view thereof;

FIG. 4 is a top view thereof; and,

FIG. 5 is a bottom view thereof.

1 Claim, 3 Drawing Sheets



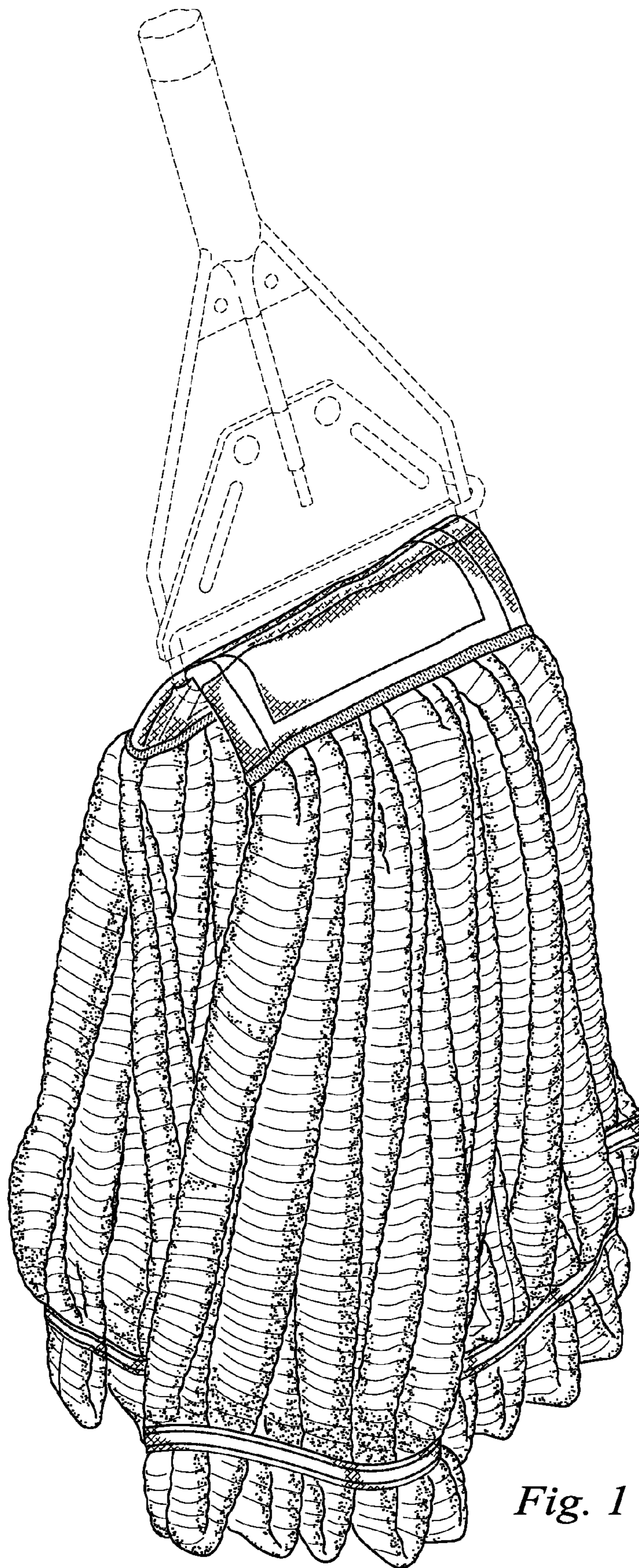


Fig. 1

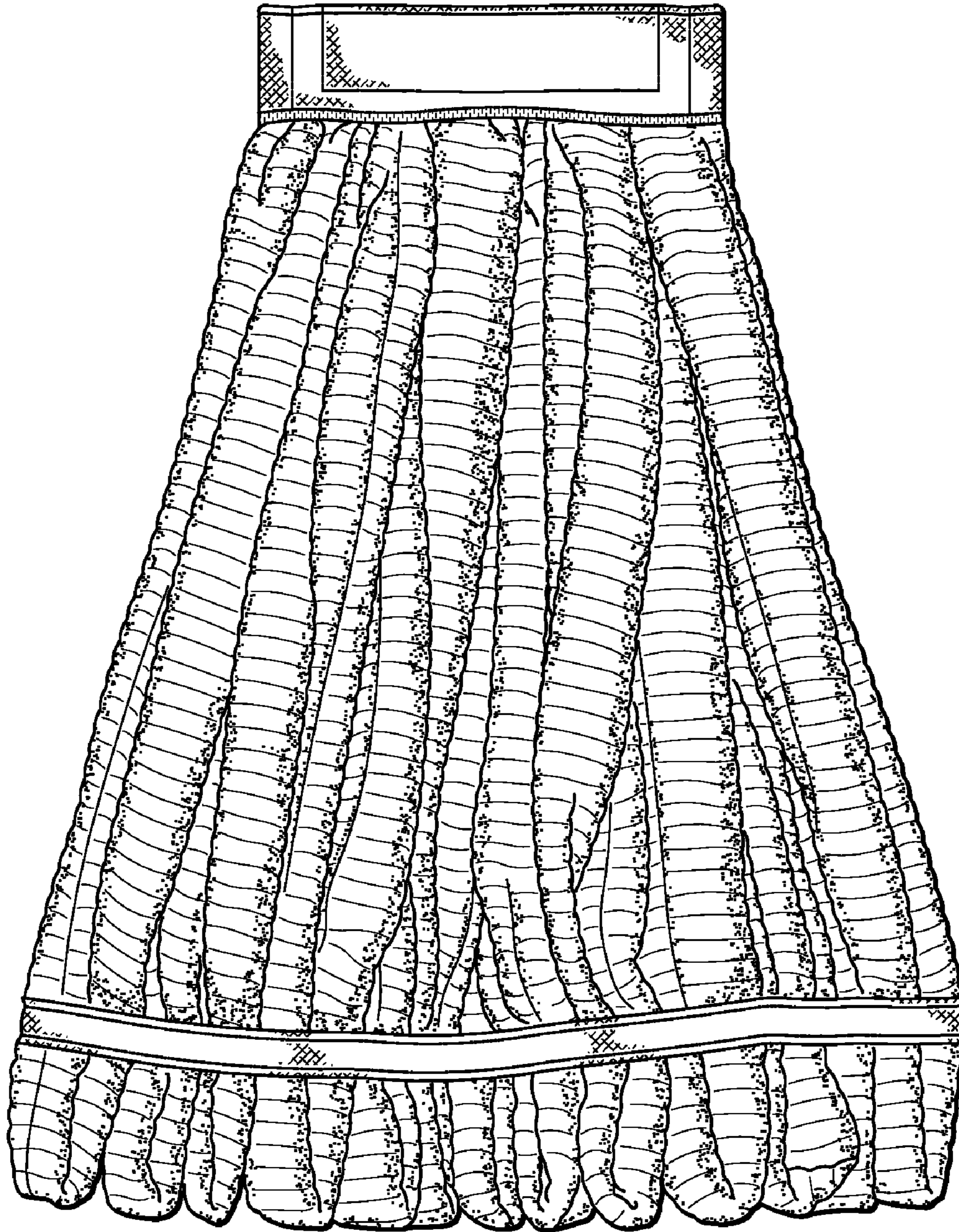


Fig. 2

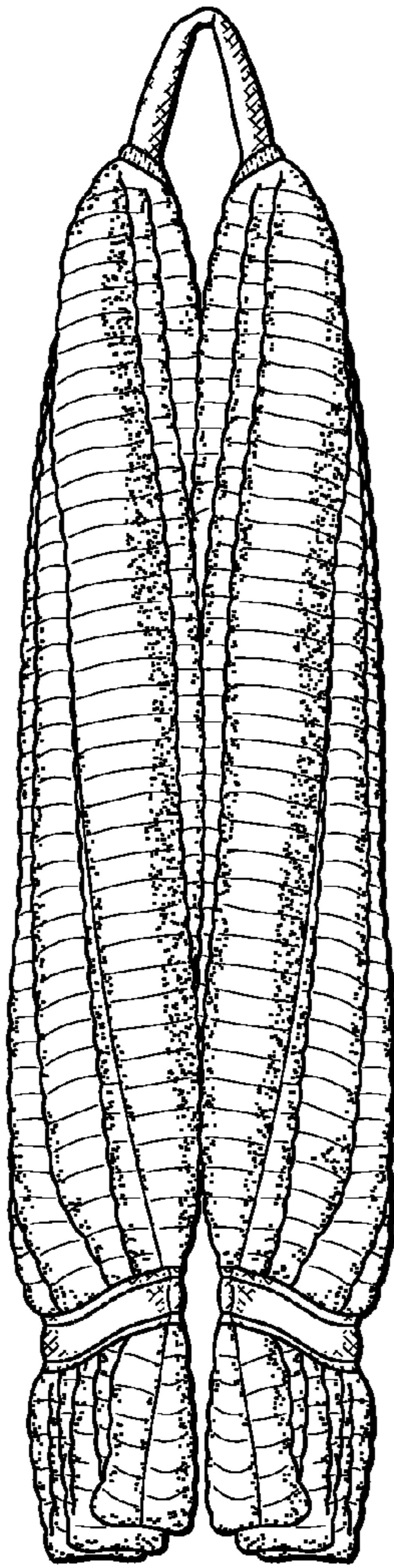


Fig. 3

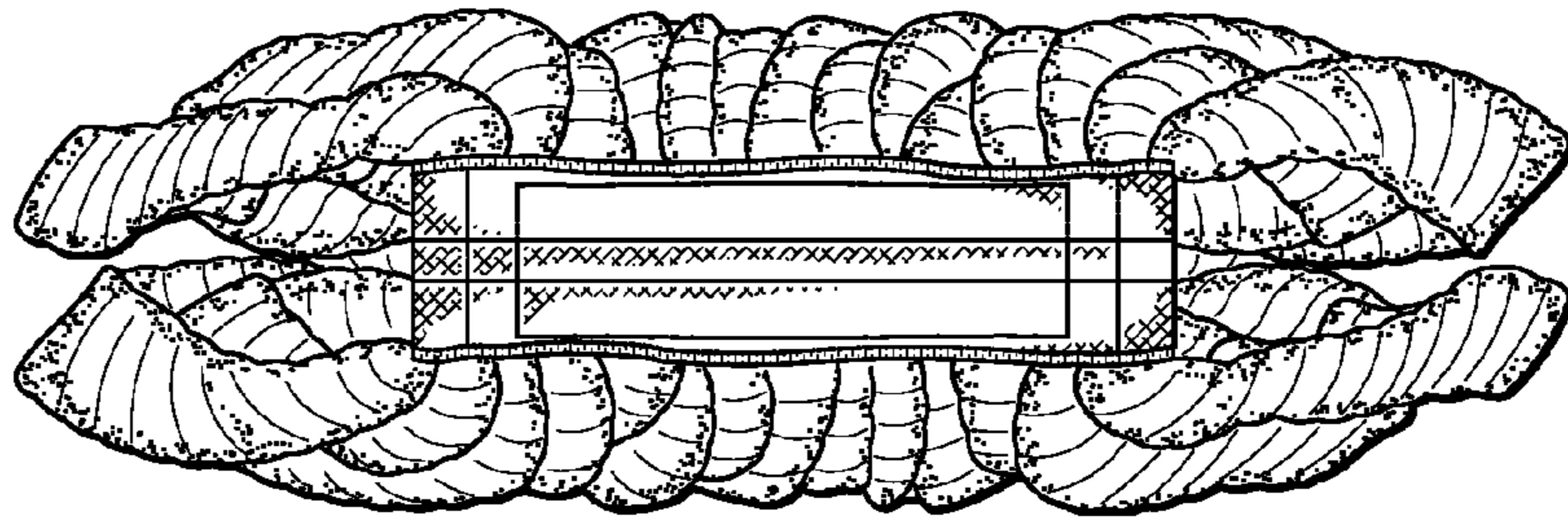


Fig. 4

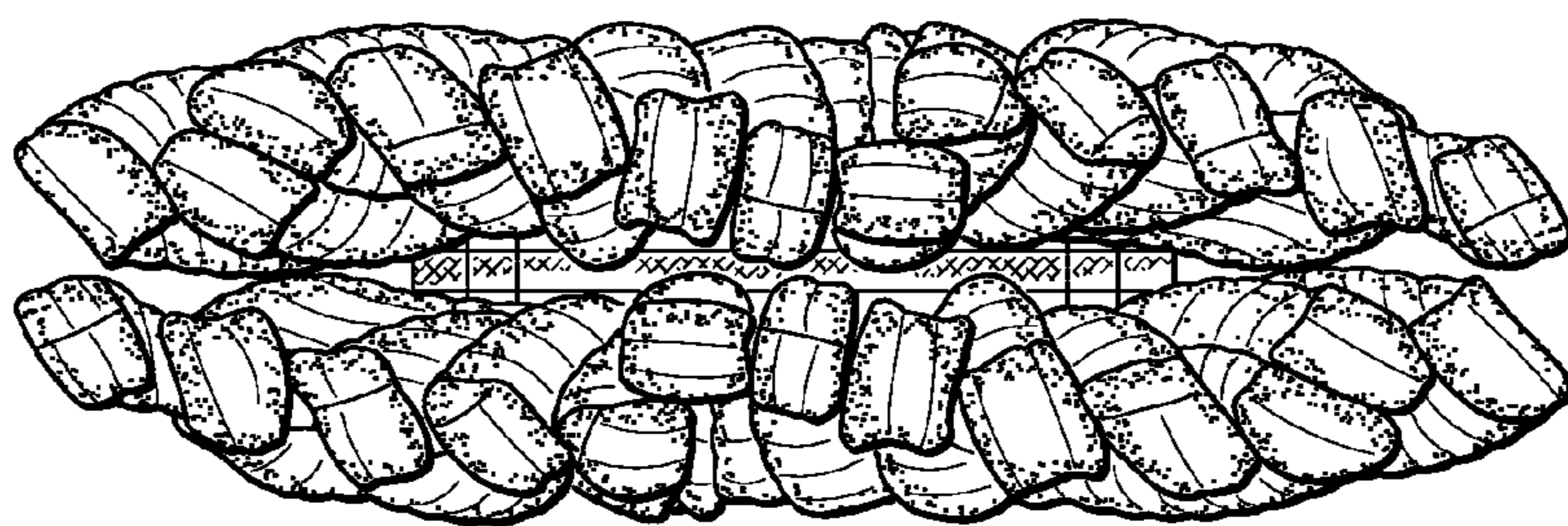


Fig. 5