

US00D562481S

(12) **United States Design Patent**  
**Yick**

(10) **Patent No.:** **US D562,481 S**

(45) **Date of Patent:** **\*\* Feb. 19, 2008**

(54) **USB RECHARGEABLE TORCH**

(75) Inventor: **Betty Yick**, Kowloon (CN)

(73) Assignee: **Wilesa Enterprises Ltd.**, Kowloon,  
Hong Kong (CN)

(\*\*) Term: **14 Years**

(21) Appl. No.: **29/267,895**

(22) Filed: **Oct. 24, 2006**

(30) **Foreign Application Priority Data**

Apr. 26, 2006 (HK) ..... 0601093

(51) **LOC (8) Cl.** ..... **26-02**

(52) **U.S. Cl.** ..... **D26/49**

(58) **Field of Classification Search** ..... D26/37,  
D26/38, 46, 48, 49, 50, 51, 52; 362/157,  
362/158, 183, 194, 196, 202, 203, 208; D19/51  
See application file for complete search history.

(56) **References Cited**

U.S. PATENT DOCUMENTS

D407,508 S \* 3/1999 Chiu ..... D26/37  
D465,865 S \* 11/2002 Hamilton et al. .... D26/37  
D495,076 S \* 8/2004 Mandel ..... D26/37

D507,364 S \* 7/2005 Lo ..... D26/37  
D518,907 S \* 4/2006 Leung ..... D26/37  
D527,477 S \* 8/2006 Chen ..... D26/37  
D531,334 S \* 10/2006 Lin ..... D26/37

\* cited by examiner

*Primary Examiner*—Charles A. Rademaker

*Assistant Examiner*—Carissa C Fitts

(74) *Attorney, Agent, or Firm*—Alix, Yale & Ristas, LLP

(57) **CLAIM**

The ornamental design for a USB rechargeable torch, as shown and described.

**DESCRIPTION**

FIG. 1 is a front view of a USB rechargeable torch showing my new design;

FIG. 2 is a left side elevational view thereof;

FIG. 3 is a right side elevational view thereof;

FIG. 4 is a rear view thereof;

FIG. 5 is a top plan view thereof;

FIG. 6 is a bottom plan view thereof; and,

FIG. 7 is a front view thereof, with the connector shown in an alternate position.

**1 Claim, 2 Drawing Sheets**

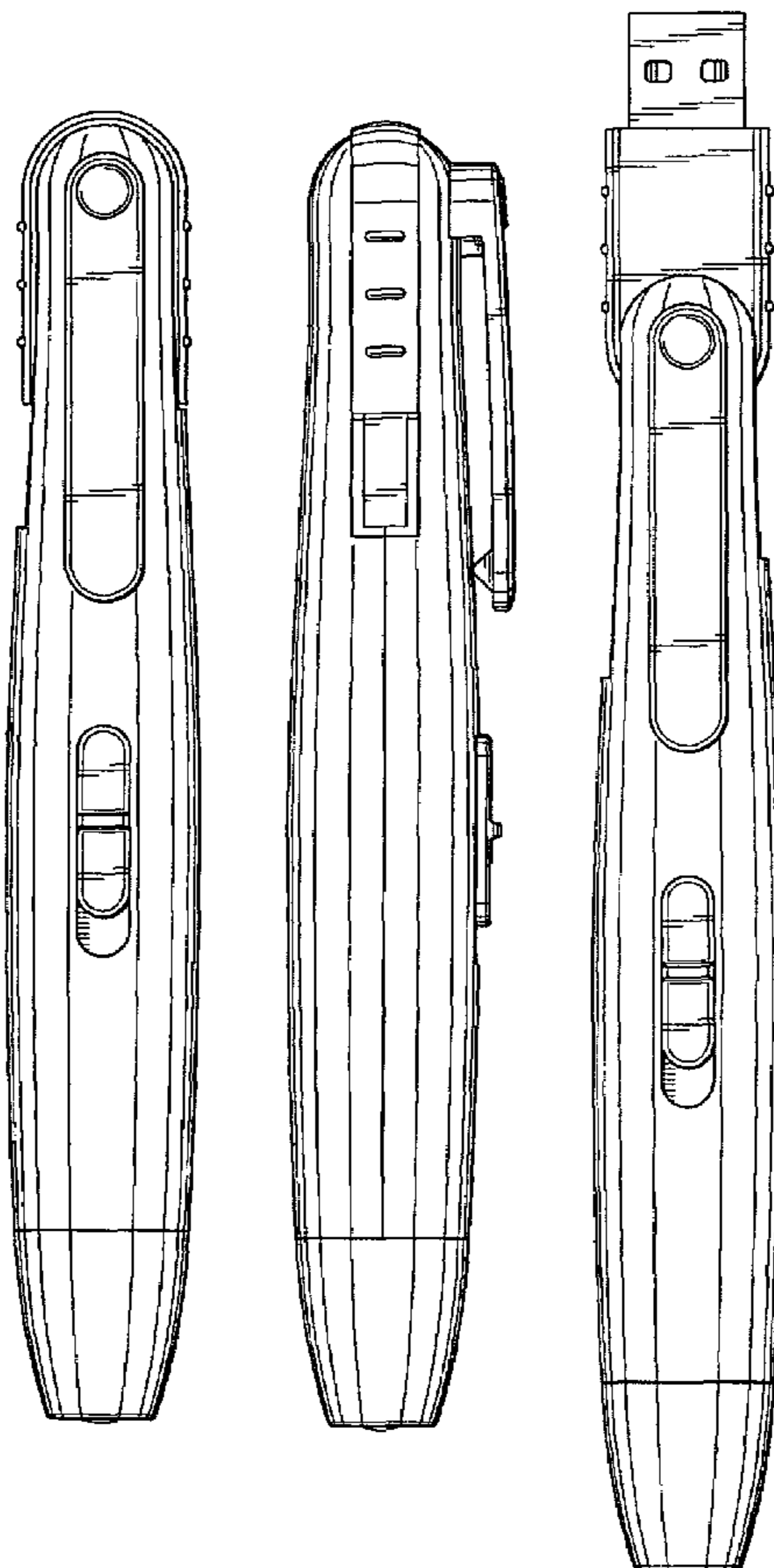


FIG. 5

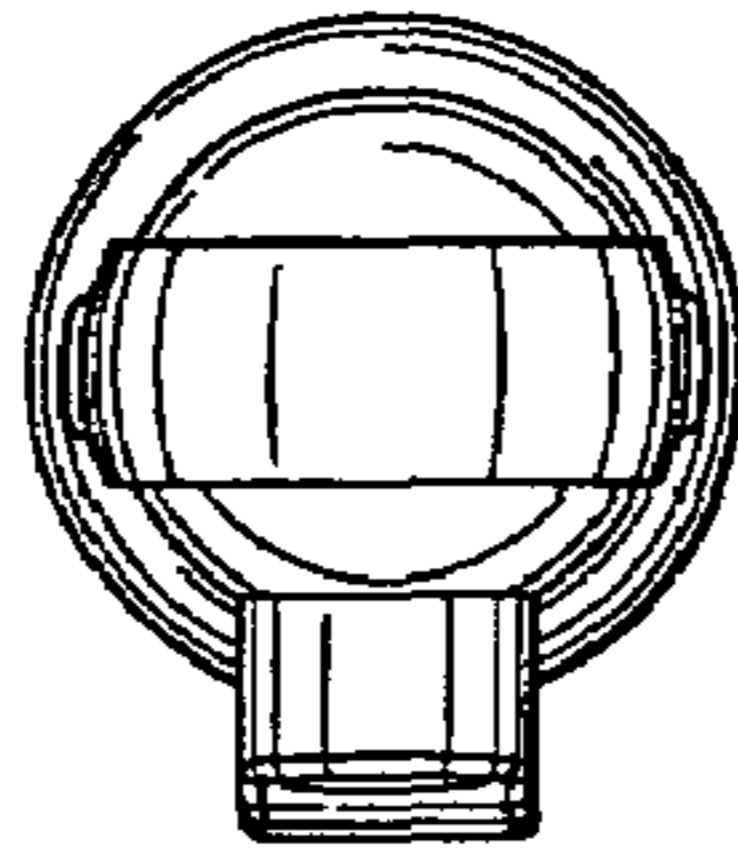


FIG. 6

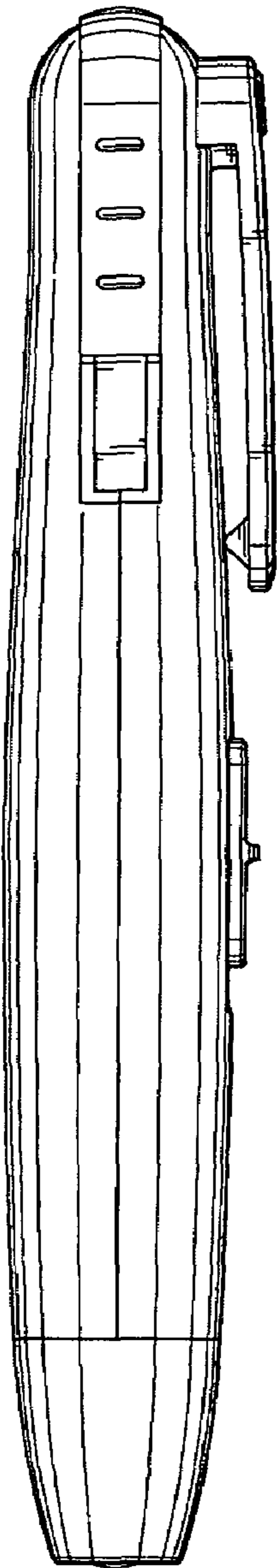
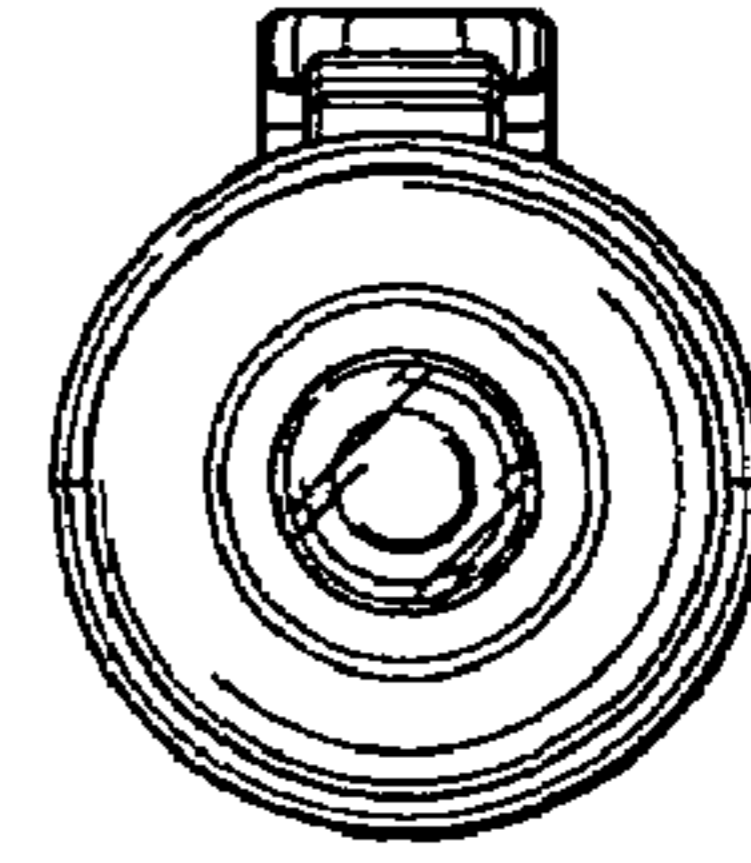


FIG. 2




FIG. 1

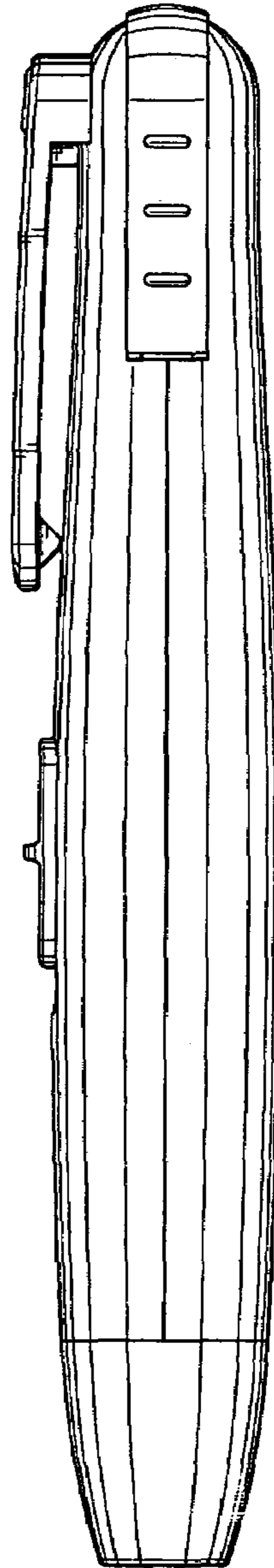


FIG. 3




FIG. 4

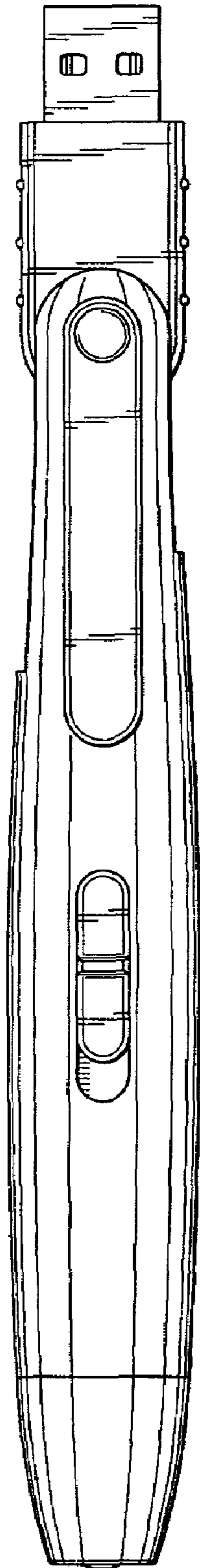


FIG. 7