

US00D562461S

(12) **United States Design Patent**
Nash

(10) **Patent No.:** **US D562,461 S**

(45) **Date of Patent:** **** *Feb. 19, 2008**

(54) **BANDAGE**

(76) **Inventor:** **Alan E. Nash**, 268 Tosca Dr.,
Stoughton, MA (US) 02072

(*) **Notice:** This patent is subject to a terminal disclaimer.

(**) **Term:** **14 Years**

(21) **Appl. No.:** **29/230,311**

(22) **Filed:** **May 19, 2005**

(51) **LOC (8) Cl.** **24-04**

(52) **U.S. Cl.** **D24/189**

(58) **Field of Classification Search** D24/188-189,
D24/134-135; D20/11, 23, 24, 26, 36; D28/99;
602/41-43

See application file for complete search history.

(56) **References Cited**

U.S. PATENT DOCUMENTS

- D355,489 S * 2/1995 Almond D24/189
- D382,911 S * 8/1997 Magner et al. D20/22
- D414,813 S * 10/1999 Browning D20/23
- D427,370 S * 6/2000 Kalafsky et al. D28/4
- D433,068 S * 10/2000 Dunlap D20/22

- 6,559,455 B2 5/2003 Nash
- D527,102 S * 8/2006 Mills et al. D24/124
- D527,818 S * 9/2006 Mills et al. D24/124
- D528,658 S * 9/2006 Mueller et al. D24/189

* cited by examiner

Primary Examiner—Joel A. Sincavage

Assistant Examiner—Michelle E Wilson

(74) *Attorney, Agent, or Firm*—Adams Intellectual Property Law, P.A.

(57) **CLAIM**

I claim the ornamental design for a bandage, as shown and described.

DESCRIPTION

FIG. 1 is a perspective view of a bandage according to the invention, showing my new design;

FIG. 2 is a top plan view thereof;

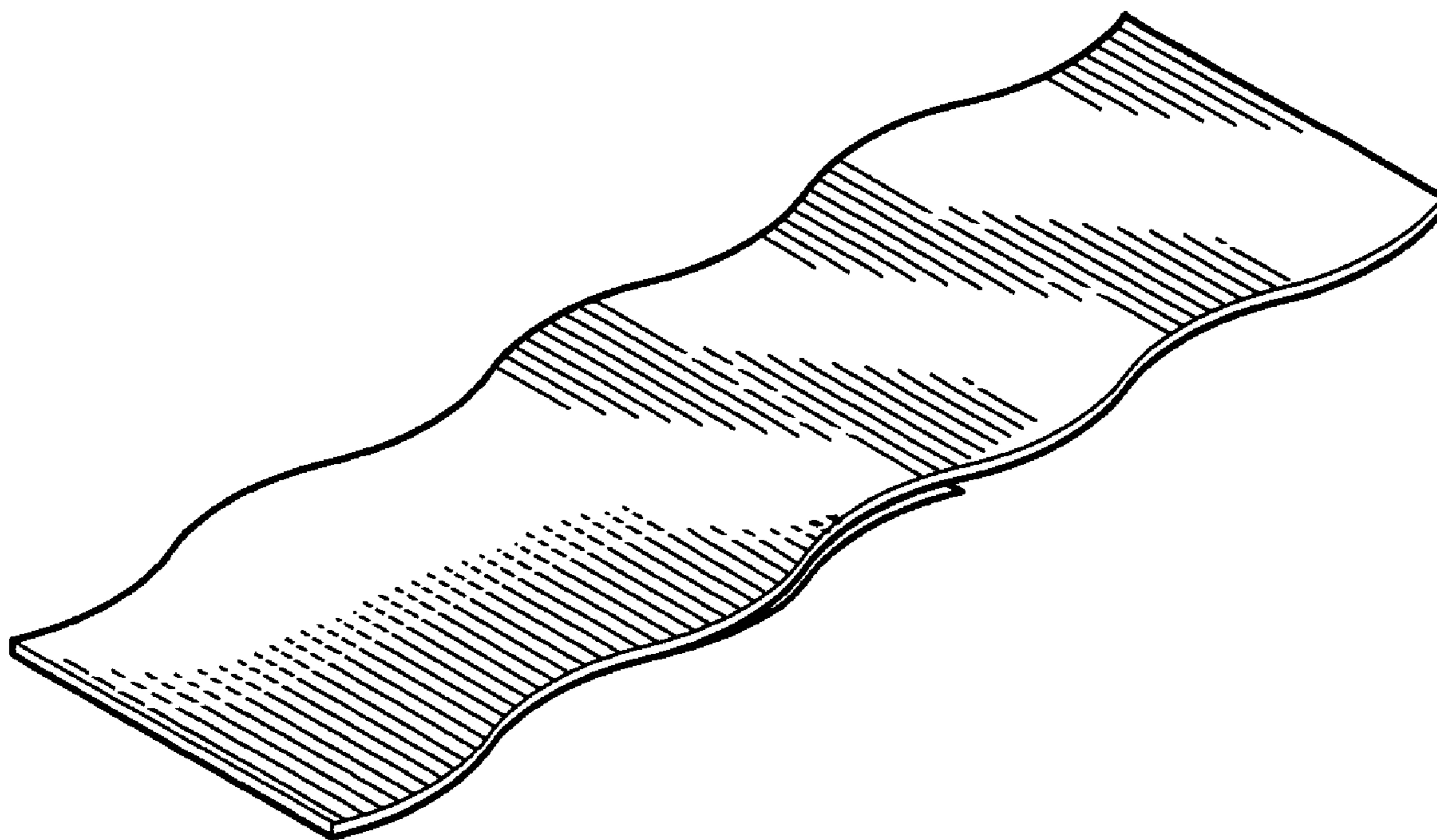
FIG. 3 is a side elevational view thereof;

FIG. 4 is a front elevational view thereof;

FIG. 5 is a rear elevational view thereof; and,

FIG. 6 is a bottom plan view thereof.

1 Claim, 1 Drawing Sheet



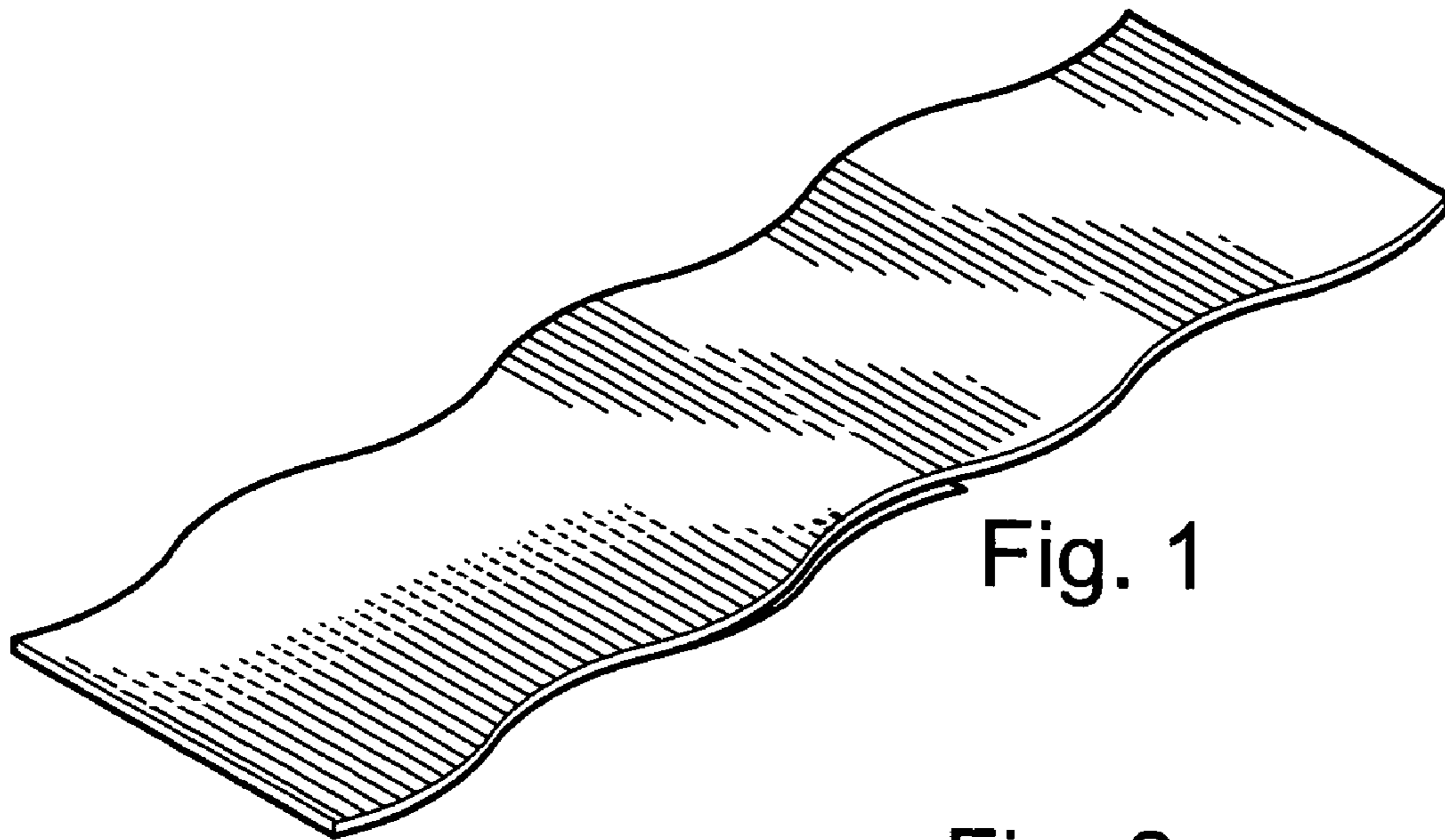


Fig. 1

Fig. 2

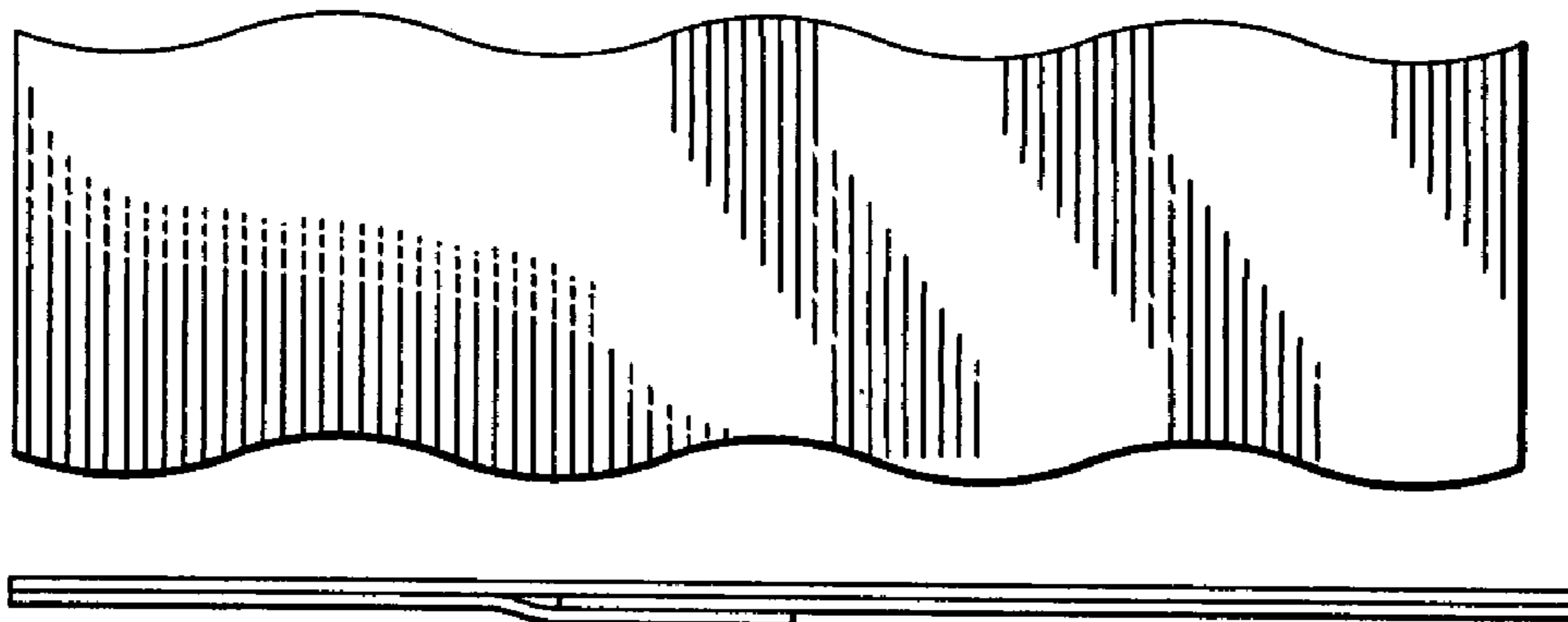


Fig. 3

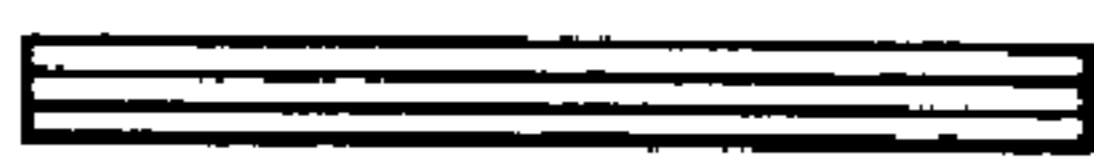


Fig. 4




Fig. 5

Fig. 6

