



US00D562452S

(12) **United States Design Patent**  
**Iqbal**

(10) **Patent No.:** **US D562,452 S**

(45) **Date of Patent:** **\*\* \*Feb. 19, 2008**

(54) **LARYNGOSCOPE BLADE**

(75) Inventor: **Javaid Iqbal**, Sialkot (PK)

(73) Assignee: **Hilbro Instruments (Pvt) Ltd.** (PK)

(\*) Notice: This patent is subject to a terminal disclaimer.

(\*\*) Term: **14 Years**

(21) Appl. No.: **29/235,516**

(22) Filed: **Aug. 2, 2005**

(30) **Foreign Application Priority Data**

Apr. 22, 2005 (EP) ..... 000329453

(51) **LOC (8) Cl.** ..... **24-01**

(52) **U.S. Cl.** ..... **D24/137**

(58) **Field of Classification Search** ..... D24/138,  
D24/137; 600/193, 196, 194, 190, 188; 604/264  
See application file for complete search history.

(56) **References Cited**

**U.S. PATENT DOCUMENTS**

2,070,820	A *	2/1937	Allyn	.....	600/196
2,289,226	A *	7/1942	Von Foregger	.....	600/193
2,433,705	A *	12/1947	Palmer	.....	600/193
2,646,036	A *	7/1953	Allyn et al.	.....	600/193
2,646,037	A *	7/1953	Cook et al.	.....	600/193
2,854,004	A *	9/1958	Durrant	.....	604/264
3,856,001	A *	12/1974	Phillips	.....	600/194
3,943,920	A *	3/1976	Kandel	.....	600/190

4,827,910	A *	5/1989	Mathews, III	.....	600/194
5,263,472	A *	11/1993	Ough	.....	600/188
5,443,058	A *	8/1995	Ough	.....	600/188
6,666,819	B2 *	12/2003	Heine et al.	.....	600/199

**FOREIGN PATENT DOCUMENTS**

GB 3010772 \* 2/2003

\* cited by examiner

*Primary Examiner*—Ian Simmons

*Assistant Examiner*—Charles D Hanson

(74) *Attorney, Agent, or Firm*—Bachman & LaPointe, P.C.

(57) **CLAIM**

The ornamental design for a laryngoscope blade, as shown and described.

**DESCRIPTION**

The file of this patent contains at least one drawing/photograph executed in color. Copies of this patent with color drawings will be provided by the Office upon request and payment of the necessary fee.

FIG. 1 is a side view of a laryngoscope blade showing my new design;

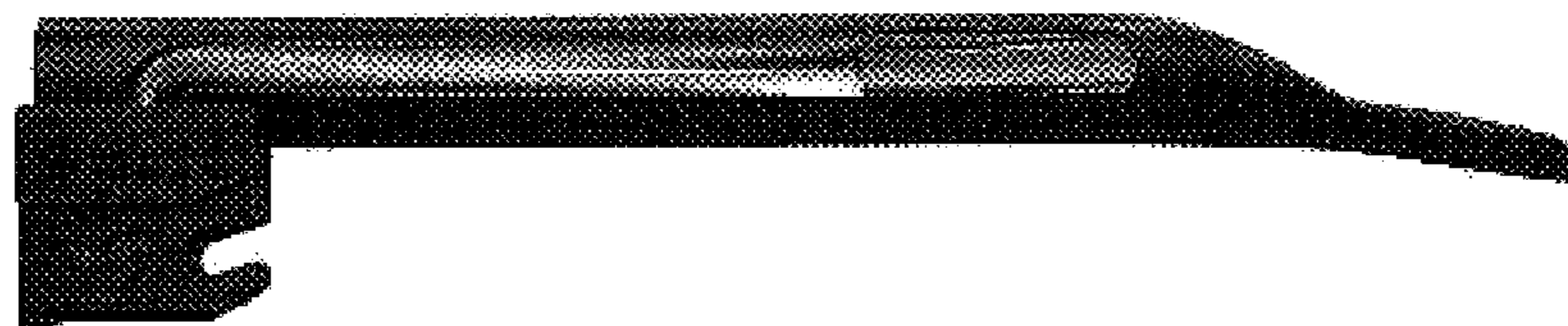
FIG. 2 is a bottom perspective view thereof;

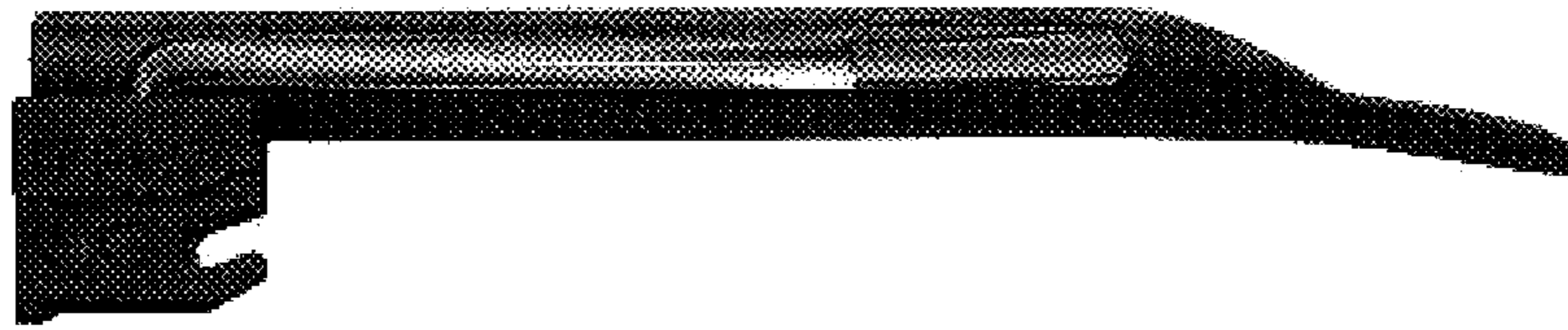
FIG. 3 is a top perspective view thereof;

FIG. 4 is a rear perspective view thereof; and,

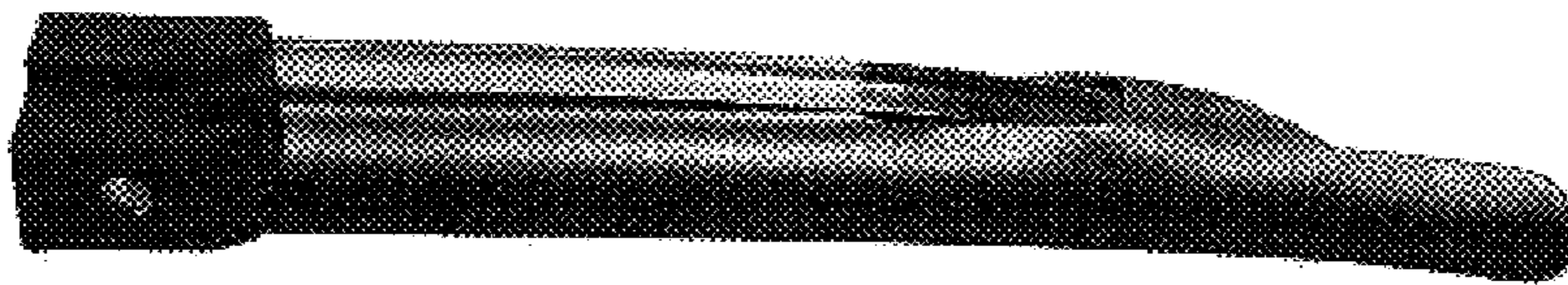
FIG. 5 is a side perspective view thereof.

**1 Claim, 2 Drawing Sheets**  
**(2 of 2 Drawing Sheet(s) Filed in Color)**







*FIG. 1*




*FIG. 2*



*FIG. 3*



*FIG. 4*



*FIG. 5*