

US00D562425S

(12) **United States Design Patent**
Dalland et al.

(10) **Patent No.:** **US D562,425 S**

(45) **Date of Patent:** **** Feb. 19, 2008**

(54) **TENT**

(75) Inventors: **Todd Dalland**, New York, NY (US);
Robert Lerner, Port Washington, NY (US)

(73) Assignee: **FTL, L.L.C.**, New York, NY (US)

(**) Term: **14 Years**

(21) Appl. No.: **29/267,679**

(22) Filed: **Oct. 19, 2006**

(51) **LOC (8) Cl.** **21-04**

(52) **U.S. Cl.** **D21/837; D25/56**

(58) **Field of Classification Search** D21/834,
D21/837, 838, 839; D25/16, 17, 18, 32,
D25/56, 57; 135/82, 86, 87, 90, 99, 121,
135/124-126, 143, 117

See application file for complete search history.

(56) **References Cited**

U.S. PATENT DOCUMENTS

- D240,419 S * 7/1976 Cooke D25/56
- D245,184 S * 7/1977 Lowman et al. D25/56
- D288,490 S * 2/1987 Giraudet D25/56
- D347,875 S * 6/1994 Dalland D21/837

- D365,884 S * 1/1996 Dennis D25/56
- 5,490,532 A * 2/1996 Mallookis et al. 135/117
- D372,066 S * 7/1996 Dalland D21/837
- D383,187 S * 9/1997 Dalland D21/837
- D482,798 S * 11/2003 Wang D25/56
- D506,240 S * 6/2005 Tseng D21/837

* cited by examiner

Primary Examiner—Holly H. Baynham

Assistant Examiner—Cynthia M. Chin

(74) *Attorney, Agent, or Firm*—Fitzpatrick, Cella, Harper & Scinto

(57) **CLAIM**

The ornamental design for a tent, as shown and described.

DESCRIPTION

FIG. 1 is a top plan view of a tent showing our new design; FIG. 2 is a side elevational view thereof, the opposite side view being a mirror image thereof;

FIG. 3 is an end elevational view thereof, the opposite end view being a mirror image thereof; and,

FIG. 4 is a perspective view of another smaller embodiment thereof.

1 Claim, 3 Drawing Sheets

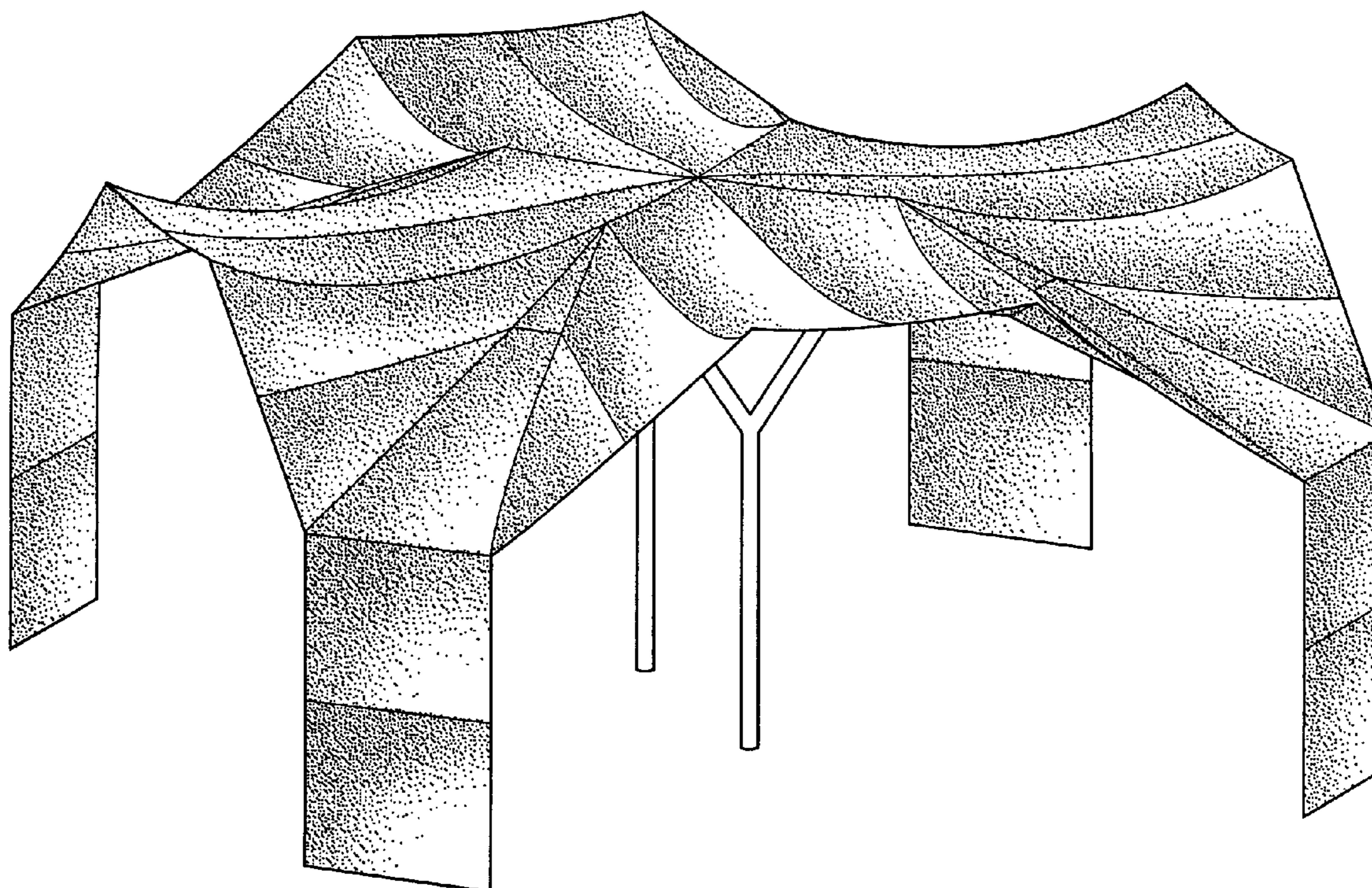


FIG. 1




FIG. 2

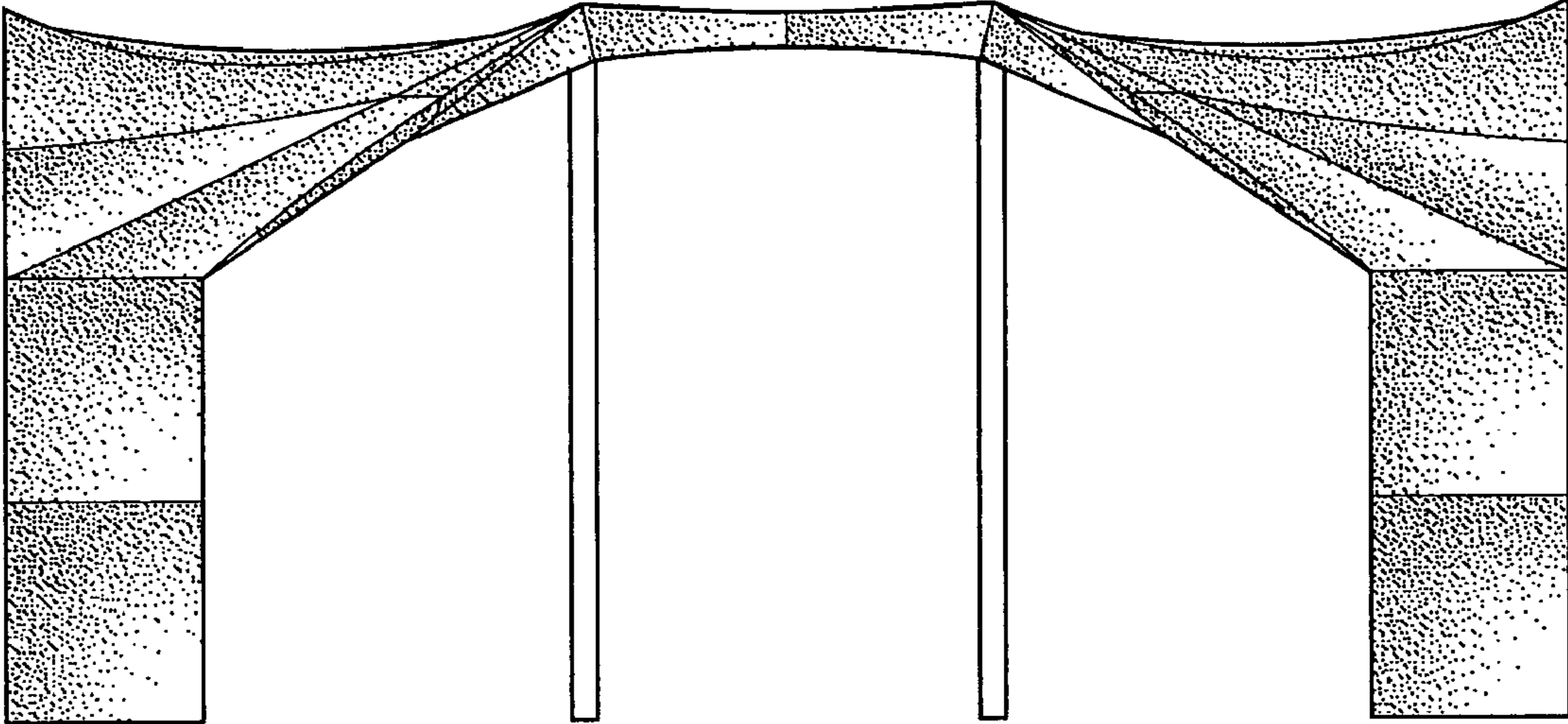


FIG. 3

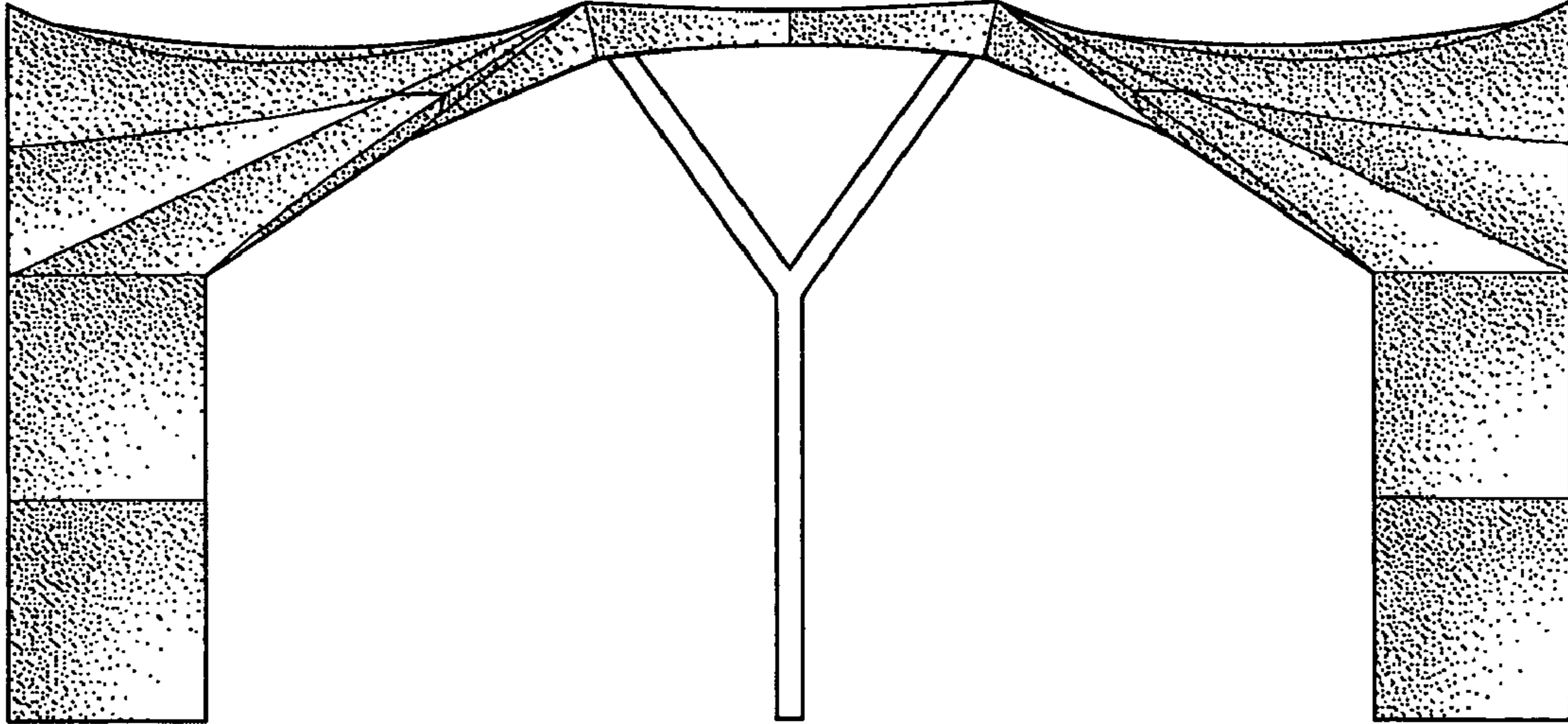


FIG. 4

