

US00D562410S

(12) **United States Design Patent**  
**Mitchell**

(10) **Patent No.:** **US D562,410 S**

(45) **Date of Patent:** **\*\* Feb. 19, 2008**

(54) **UNIVERSAL BUTTON MODULE**

D496,634 S \* 9/2004 Tseng et al. .... D13/168  
D519,570 S \* 4/2006 Amaitis et al. .... D21/370

(75) Inventor: **Michael J. Mitchell**, Las Vegas, NV  
(US)

\* cited by examiner

(73) Assignee: **Bally Gaming, Inc.**, Las Vegas, NV  
(US)

*Primary Examiner*—Sandra L. Morris  
(74) *Attorney, Agent, or Firm*—Steptoe & Johnson LLP

(\*\*) Term: **14 Years**

(57) **CLAIM**

(21) Appl. No.: **29/276,979**

The ornamental design for a universal button module, as shown and described.

(22) Filed: **Feb. 9, 2007**

**Related U.S. Application Data**

**DESCRIPTION**

(63) Continuation-in-part of application No. 29/227,661, filed on Apr. 14, 2005, now Pat. No. Des. 543,247.

FIG. 1 is a front perspective view of a universal button module showing our new design;

(51) **LOC (8) Cl.** ..... **21-01**

FIG. 2 is a top planar view of the universal button module shown in FIG. 1;

(52) **U.S. Cl.** ..... **D21/385; D13/171**

(58) **Field of Classification Search** ..... D21/369–370, D21/385; D8/350; D13/169, 171; D14/218; 200/314–315, 341, 520, 530, 552; 463/11–13, 463/25–26, 46–47

FIG. 3 is a side elevational view of the universal button module shown in FIG. 1; and,

FIG. 4 is a front elevational view of the universal button module shown in FIG. 1.

See application file for complete search history.

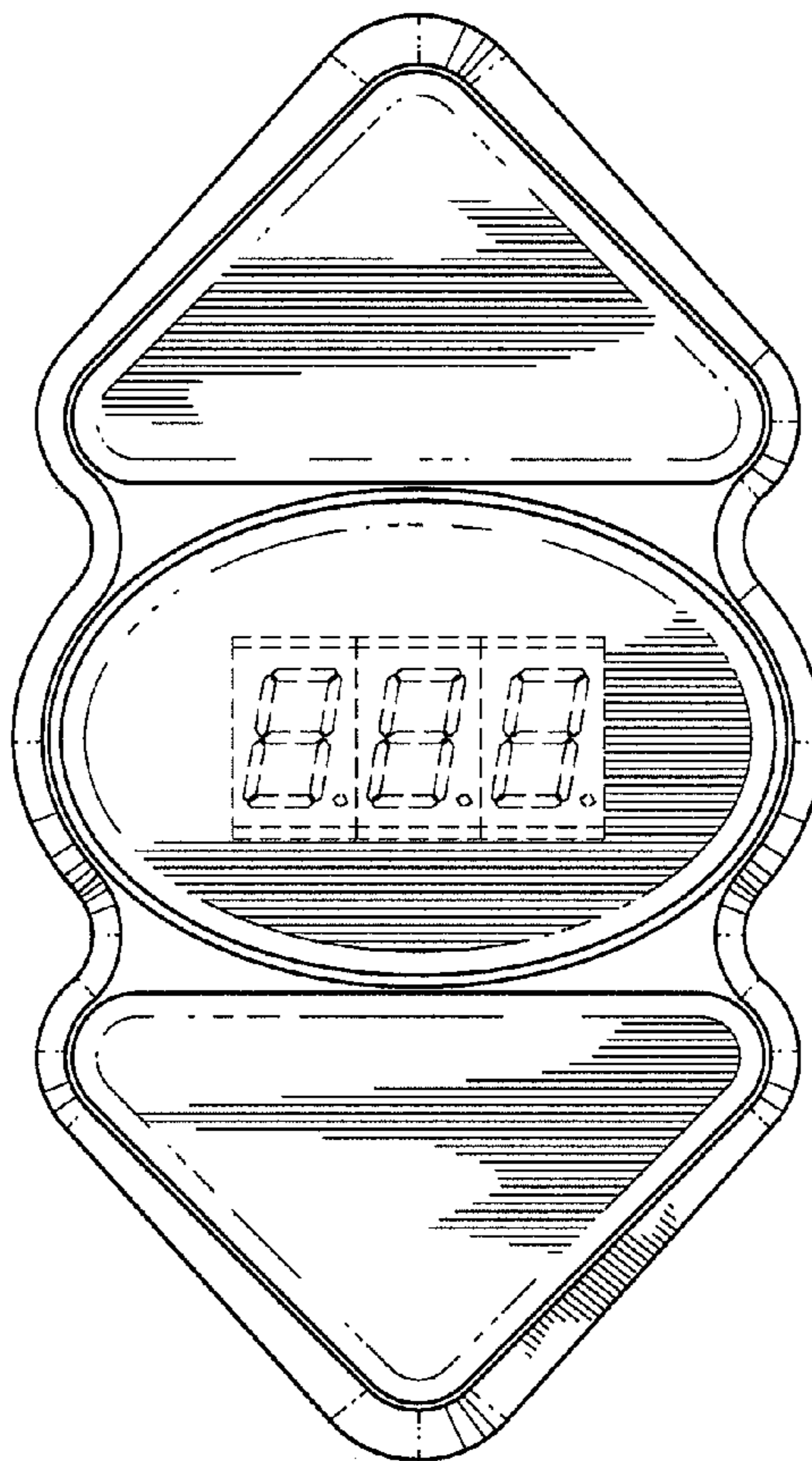
The broken lines showing a button display in FIG. 2 are for illustrative purposes only and form no part of the claimed design.

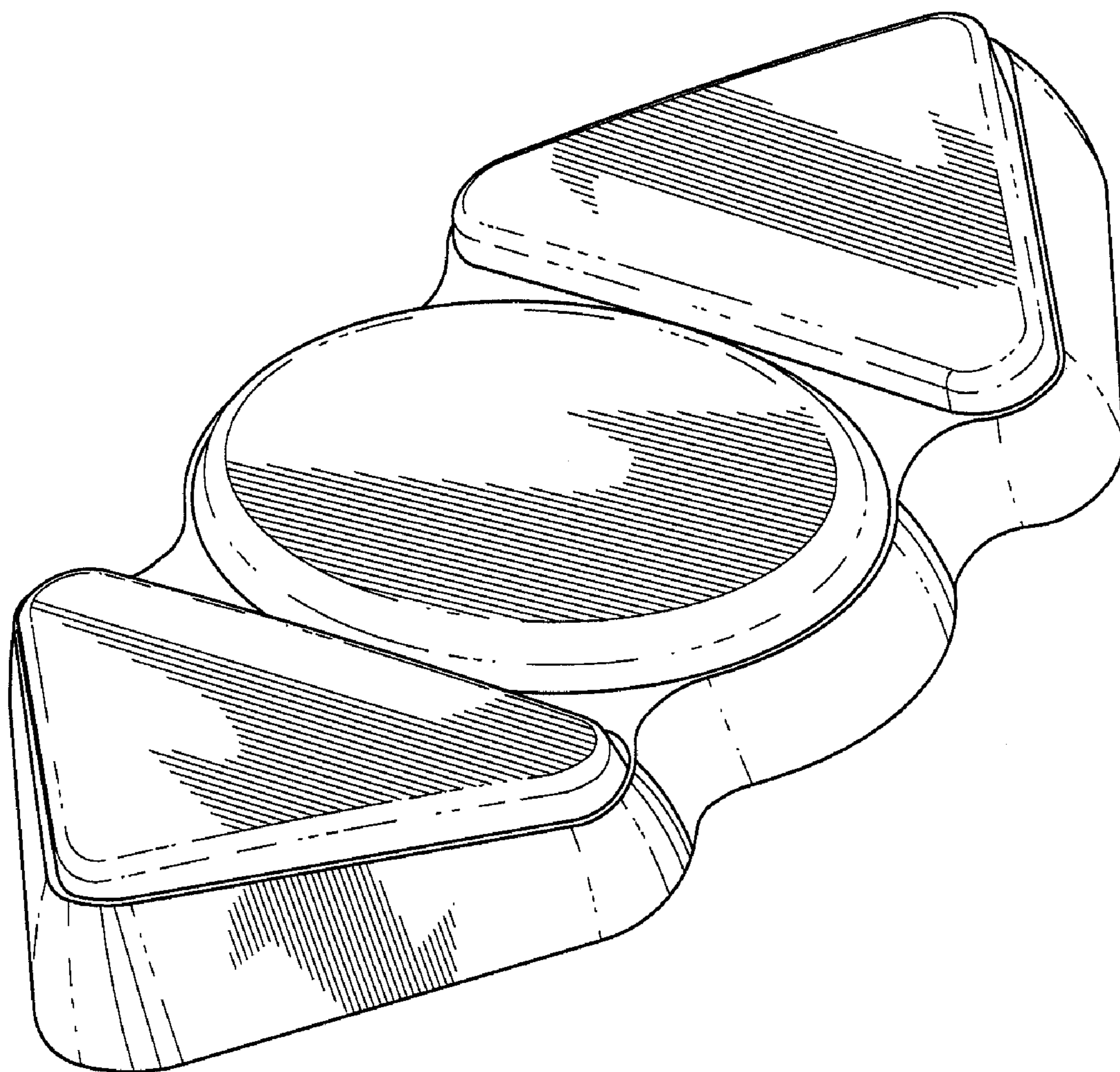
(56) **References Cited**

**U.S. PATENT DOCUMENTS**

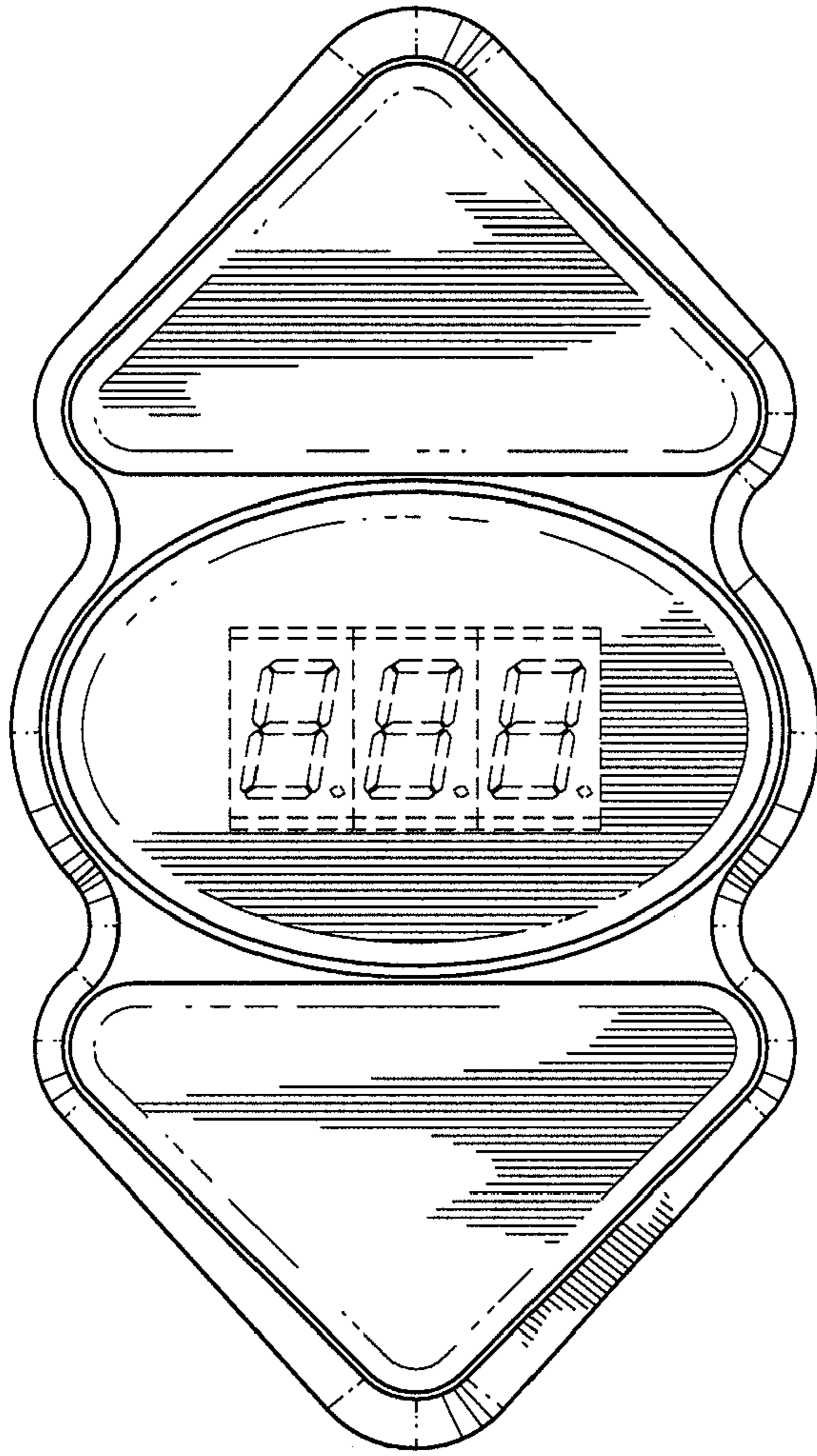
D496,005 S \* 9/2004 Wang ..... D13/168

**1 Claim, 2 Drawing Sheets**

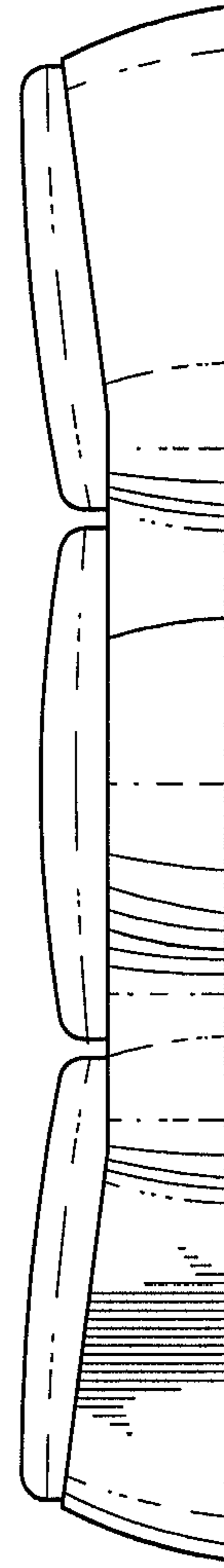




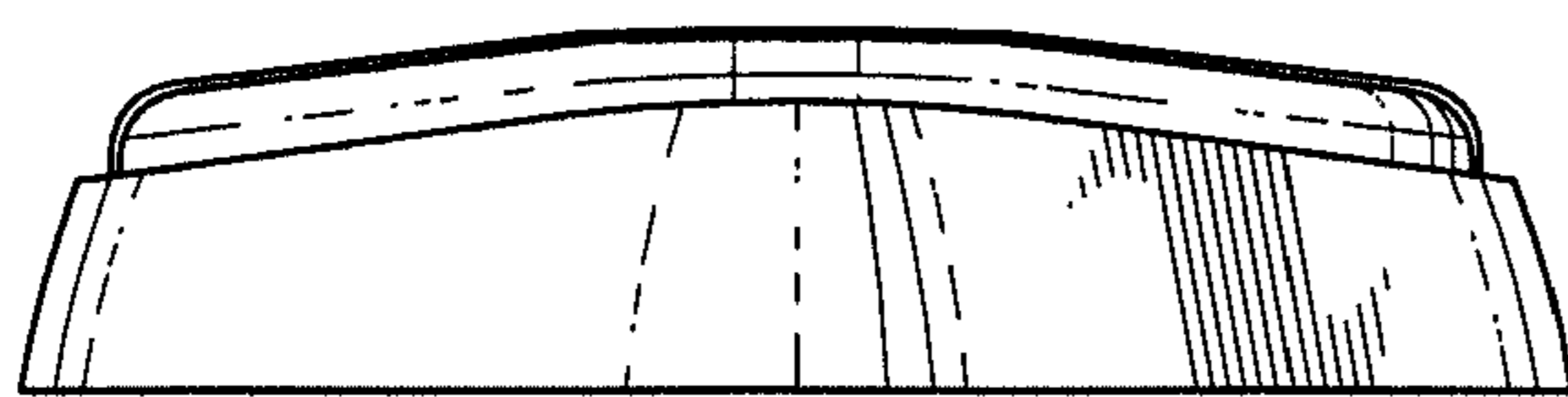
*FIG. 1*



*FIG. 2*



*FIG. 3*



*FIG. 4*