



US00D562406S

(12) **United States Design Patent**
Metzler

(10) **Patent No.:** **US D562,406 S**
(45) **Date of Patent:** **** Feb. 19, 2008**

(54) **ADVERTISING BANNER**

2006/0130380 A1* 6/2006 Aires 40/603
2006/0207143 A1* 9/2006 Brown 40/610

(75) Inventor: **Gary Sean Metzler**, Western Cape
(ZA)

OTHER PUBLICATIONS

(73) Assignee: **Pop-Up Products Close Corporation**,
Western Cape (ZA)

Teardrop Banner—Nichols Display Stands, Aug. 20, 2006—Moss
Nichols—<http://web.archive.org/web/20060820182058/http://www.nicholsinc.net/products/displayHardware/teardrop.asp>.
Tombstone Banner Display, Instant Displays—<http://instantdisplays.com>—pull from the internet on Aug. 22, 2007 <http://instantdisplays.com/Details.cfm?ProdID=110&category=4>.*

(**) Term: **14 Years**

* cited by examiner

(21) Appl. No.: **29/248,822**

(22) Filed: **Sep. 6, 2006**

Primary Examiner—Robert M. Spear
Assistant Examiner—Mary Ann Calabrese
(74) *Attorney, Agent, or Firm*—Miles & Stockbridge P.C.

(30) **Foreign Application Priority Data**

Mar. 6, 2006 (ZA) A2006/0317

(57) **CLAIM**

(51) **LOC (8) Cl.** **20-03**

(52) **U.S. Cl.** **D20/41**

(58) **Field of Classification Search** D20/10,
D20/12, 19, 41, 43, 99; 40/1, 217, 388, 446,
40/486, 530, 541, 584, 603–605, 606.01,
40/606.1, 606.12, 606.16, 610, 624; 283/56,
283/81; 362/812; D26/103; 248/127, 165,
248/176.1; D6/332, 396; 54/36.4, 71
See application file for complete search history.

The ornamental design for an advertising banner, as shown
and described.

DESCRIPTION

(56) **References Cited**


U.S. PATENT DOCUMENTS

D434,806 S * 12/2000 Justen et al. D20/10
6,454,227 B1 * 9/2002 LaMotte 248/165
D508,537 S * 8/2005 Gillet D20/10
7,213,355 B2 * 5/2007 Aires 40/604

FIG. 1 is a front view of an advertising banner showing my
new design, the rear view being a mirror image thereof;
FIG. 2 is a top view thereof;
FIG. 3 is a bottom view thereof;
FIG. 4 is a left-side view thereof; and,
FIG. 5 is a right-side view thereof.

The break line at the bottom of the figures represents the
boundary of the claim.

1 Claim, 3 Drawing Sheets



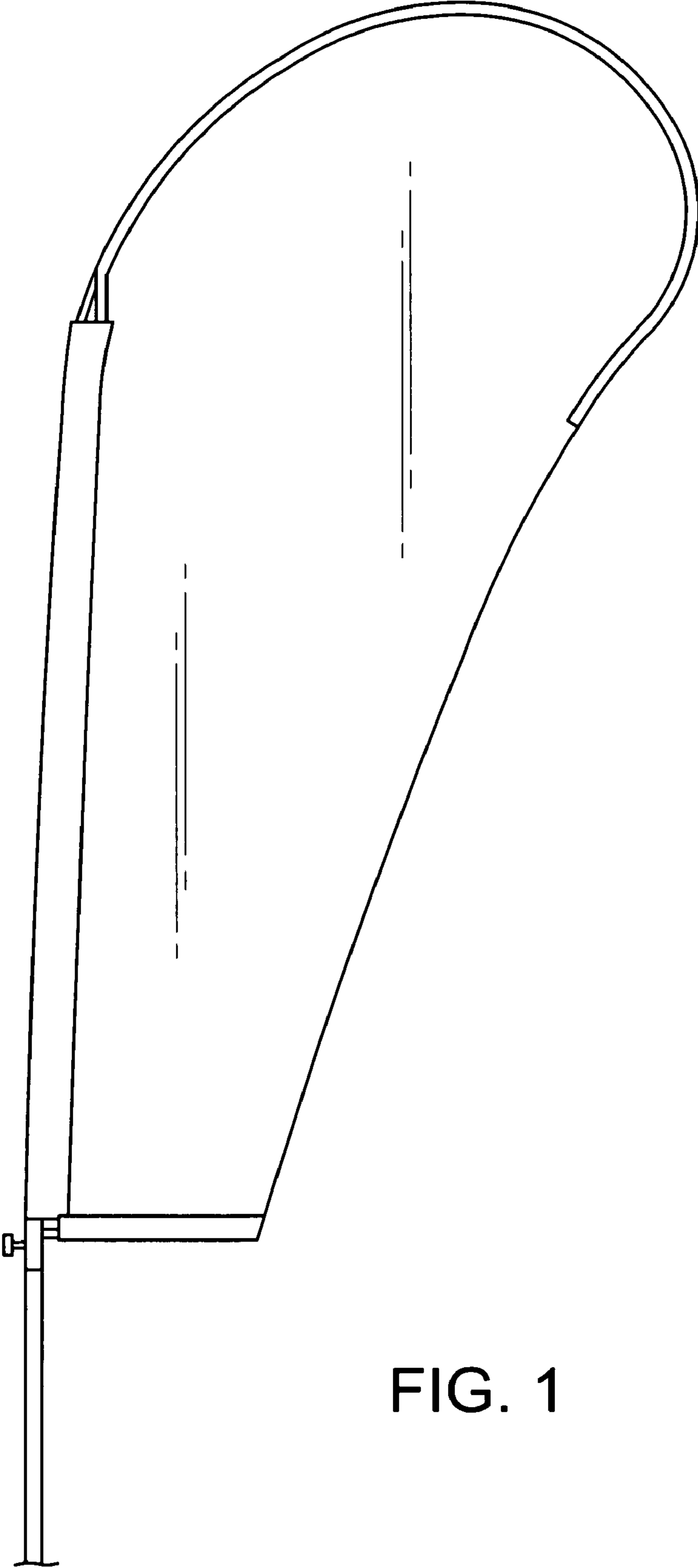


FIG. 1

FIG. 2



FIG. 3



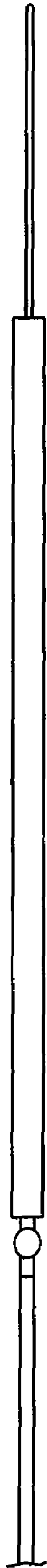


FIG. 4

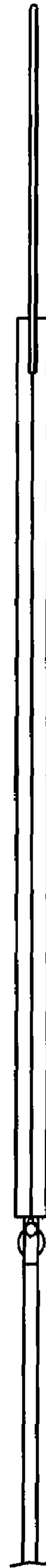


FIG. 5