



US00D562403S

(12) **United States Design Patent** (10) **Patent No.:** **US D562,403 S**  
**Lau** (45) **Date of Patent:** **\*\* Feb. 19, 2008**

(54) **INTEGRATED TABBED NOTE AND CLIP**

(76) Inventor: **Janet K. Lau**, 1937 Abreu Way, Union City, CA (US) 94587

(\*\*) Term: **14 Years**

(21) Appl. No.: **29/275,722**

(22) Filed: **Jan. 4, 2007**

(51) **LOC (8) Cl.** ..... **19-02**

(52) **U.S. Cl.** ..... **D19/65**

(58) **Field of Classification Search** ..... D6/515;  
D7/686; D8/16; D19/1, 2, 5, 6, 34, 65, 86,  
D19/90, 91, 99; D20/22, 40, 43; 24/67 R,  
24/67.3, 67.5, 67.7, 67.9, 67.11, 545, 546,  
24/547, 551, 552, 555; 40/300, 301, 302,  
40/360, 384, 641, 651, 653, 658, 659, 666;  
116/236, 237

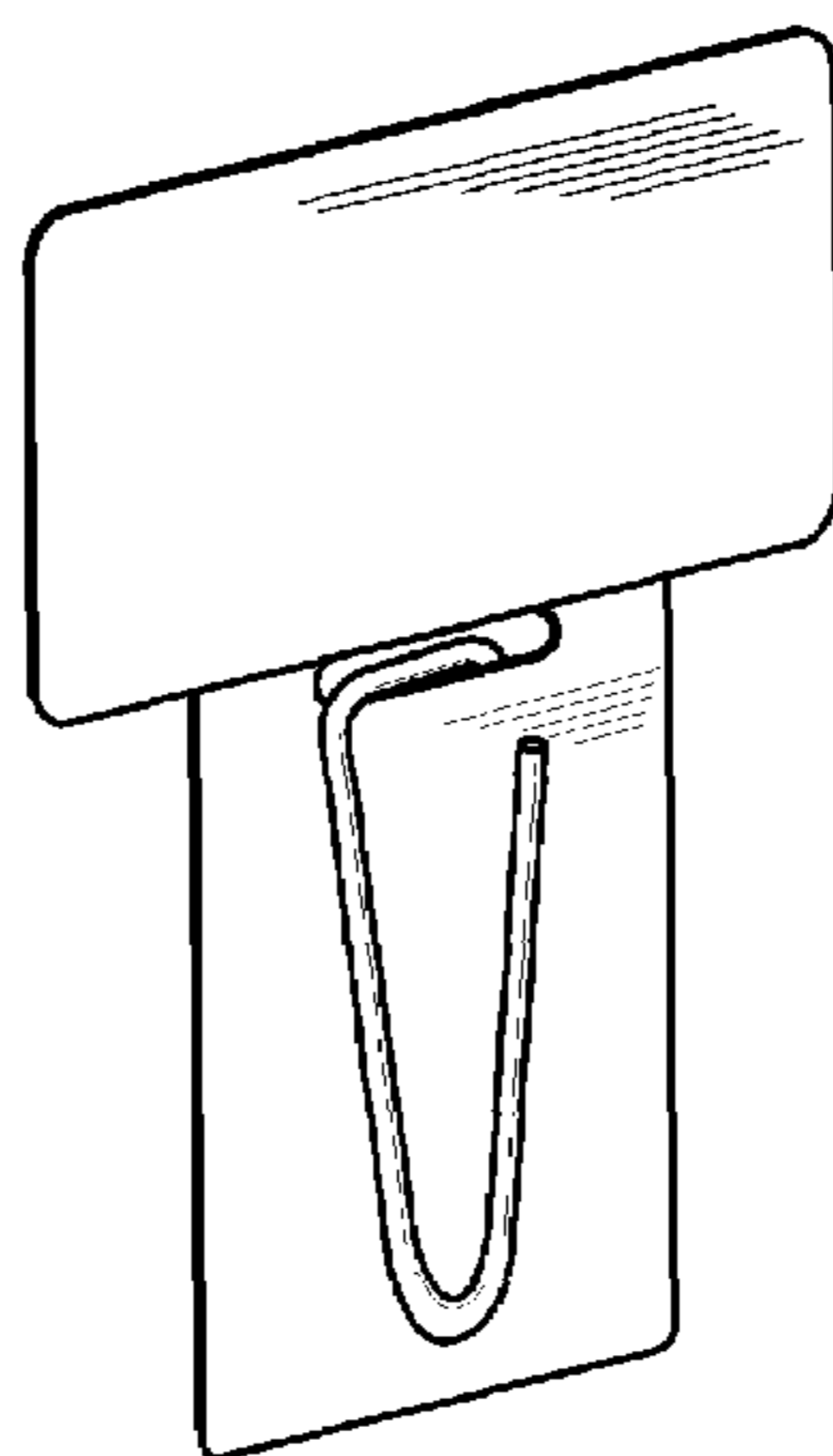
See application file for complete search history.

(56) **References Cited**

**U.S. PATENT DOCUMENTS**

332,327 A 12/1885 Clark  
863,265 A 8/1907 Crouse  
876,252 A 1/1908 Baker  
962,397 A 6/1910 Whitmore  
1,052,505 A 2/1913 Munger et al.  
1,123,008 A 12/1914 Rice  
1,158,940 A 11/1915 Litt et al.  
1,178,113 A 4/1916 Turton et al.  
D50,594 S 4/1917 Voges  
1,337,607 A \* 4/1920 Klenke ..... 24/551  
1,345,365 A 7/1920 Hutchison  
1,465,576 A 8/1923 Biggs  
1,501,067 A 7/1924 Schaffert  
1,524,478 A 1/1925 Hunter  
1,543,295 A 6/1925 Parker  
1,584,238 A \* 5/1926 Menger ..... 40/360  
1,587,335 A 6/1926 Kline  
1,661,165 A 3/1928 Cameron  
1,778,031 A 10/1930 Kinch  
1,802,980 A 4/1931 Marsh  
1,826,580 A 10/1931 Spinney

1,840,604 A 1/1932 Randall  
1,894,906 A 1/1933 Henry  
1,914,671 A 6/1933 O'Neil  
1,976,465 A 10/1934 Thomson  
1,977,096 A 10/1934 Straubel  
1,985,866 A 12/1934 Lankenau  
1,997,894 A 4/1935 Woodley  
2,008,019 A 7/1935 Horlick, Jr.  
D97,328 S 10/1935 Glasser  
2,118,043 A 5/1938 Goza  
2,156,743 A 5/1939 Skrebba  
2,314,578 A \* 3/1943 Erb ..... 283/42  
2,323,552 A 7/1943 Marion  
D136,639 S 11/1943 Hoffman  
2,362,445 A 11/1944 Blodgett  
2,415,248 A 2/1947 Kenna et al.  
2,420,021 A 5/1947 Straubel  
2,623,311 A 12/1952 Condon  
2,674,972 A 4/1954 Luther  
3,073,046 A 1/1963 Condon  
3,123,924 A 3/1964 Roberts  
3,144,507 A \* 8/1964 Scadron ..... 174/84 R  
3,225,469 A 12/1965 Chase  
3,290,810 A 12/1966 Morena  
3,360,877 A 1/1968 Estep  
3,934,368 A 1/1976 Fearing  
D241,342 S 9/1976 Carroll  
4,019,759 A \* 4/1977 Stanton ..... 283/42  
D263,243 S 3/1982 Creamer  
D268,848 S 5/1983 Lorber  
4,384,417 A 5/1983 Thompson  
4,425,724 A 1/1984 Scott  
4,458,386 A \* 7/1984 Fernandez ..... 24/67.9  
4,646,455 A 3/1987 Gardner  
4,691,458 A 9/1987 Scott  
D305,036 S 12/1989 Voetsch  
4,951,408 A 8/1990 Banks  
D314,012 S 1/1991 Klodt  
5,008,982 A \* 4/1991 Tsukamoto ..... 24/67.9  
5,067,205 A \* 11/1991 Chen et al. .... 24/67.9  
5,199,203 A 4/1993 Jones  
D344,545 S \* 2/1994 Tsai ..... D19/65  
5,319,835 A \* 6/1994 Chao ..... 24/67.9  
D356,116 S \* 3/1995 Lorber ..... D19/65  
5,481,784 A 1/1996 Sinaiko  
D368,487 S 4/1996 Lindberg  
4,878,302 A 4/1996 Kiera  
5,553,854 A \* 9/1996 Rum ..... 273/275  
D383,789 S 9/1997 Shyu



5,695,219	A	12/1997	Crawford	
5,996,130	A	12/1999	Verhines	
D465,525	S	11/2002	Dilday	
D480,754	S	10/2003	Berger	
D520,065	S	5/2006	Doyle	
2005/0217078	A1*	10/2005	Groch et al. ....	24/67.3
2006/0000133	A1	1/2006	Windorski	

FOREIGN PATENT DOCUMENTS

JP	09-071065	A	3/1997
JP	2001-353992	A	12/2001

\* cited by examiner

*Primary Examiner*—Cathron C. Brooks  
*Assistant Examiner*—Austin Murphy  
 (74) *Attorney, Agent, or Firm*—Aka Chan LLP

(57) **CLAIM**

The ornamental design for an integrated tabbed note and clip, as shown and described.

**DESCRIPTION**

FIG. 1 shows a perspective view of a first embodiment of a design for an integrated tabbed note and clip.

FIG. 2 shows a front view of the first embodiment.

FIG. 3 shows a right-side view of the first embodiment. A left-side view of this embodiment is a mirror image of this figure.

FIG. 4 shows a back view of the first embodiment.

FIG. 5 shows a top view of the first embodiment.

FIG. 6 shows a bottom view of the first embodiment.

FIG. 7 shows a perspective view of a second embodiment.

FIG. 8 shows a front view of the second embodiment.

FIG. 9 shows a right-side view of the second embodiment. A left-side view of this embodiment is a mirror image of this figure.

FIG. 10 shows a back view of the second embodiment.

FIG. 11 shows a top view of the second embodiment.

FIG. 12 shows a bottom view of the second embodiment.

FIG. 13 shows a perspective view of a third embodiment.

FIG. 14 shows a front view of the third embodiment.

FIG. 15 shows a right-side view of the third embodiment. A left-side view of this embodiment is a mirror image of this figure.

FIG. 16 shows a back view of the third embodiment.

FIG. 17 shows a top view of the third embodiment.

FIG. 18 shows a bottom view of the third embodiment.

FIG. 19 shows a perspective view of a fourth embodiment.

FIG. 20 shows a front view of the fourth embodiment.

FIG. 21 shows a right-side view of the fourth embodiment. A left-side view of this embodiment is a mirror image of this figure.

FIG. 22 shows a back view of the fourth embodiment.

FIG. 23 shows a top view of the fourth embodiment.

FIG. 24 shows a bottom view of the fourth embodiment.

FIG. 25 shows a perspective view of a fifth embodiment.

FIG. 26 shows a front view of the fifth embodiment.

FIG. 27 shows a right-side view of the fifth embodiment. A left-side view of this embodiment is a mirror image of this figure.

FIG. 28 shows a back view of the fifth embodiment.

FIG. 29 shows a top view of the fifth embodiment.

FIG. 30 shows a bottom view of the fifth embodiment.

FIG. 31 shows a perspective view of a sixth embodiment.

FIG. 32 shows a front view of the sixth embodiment.

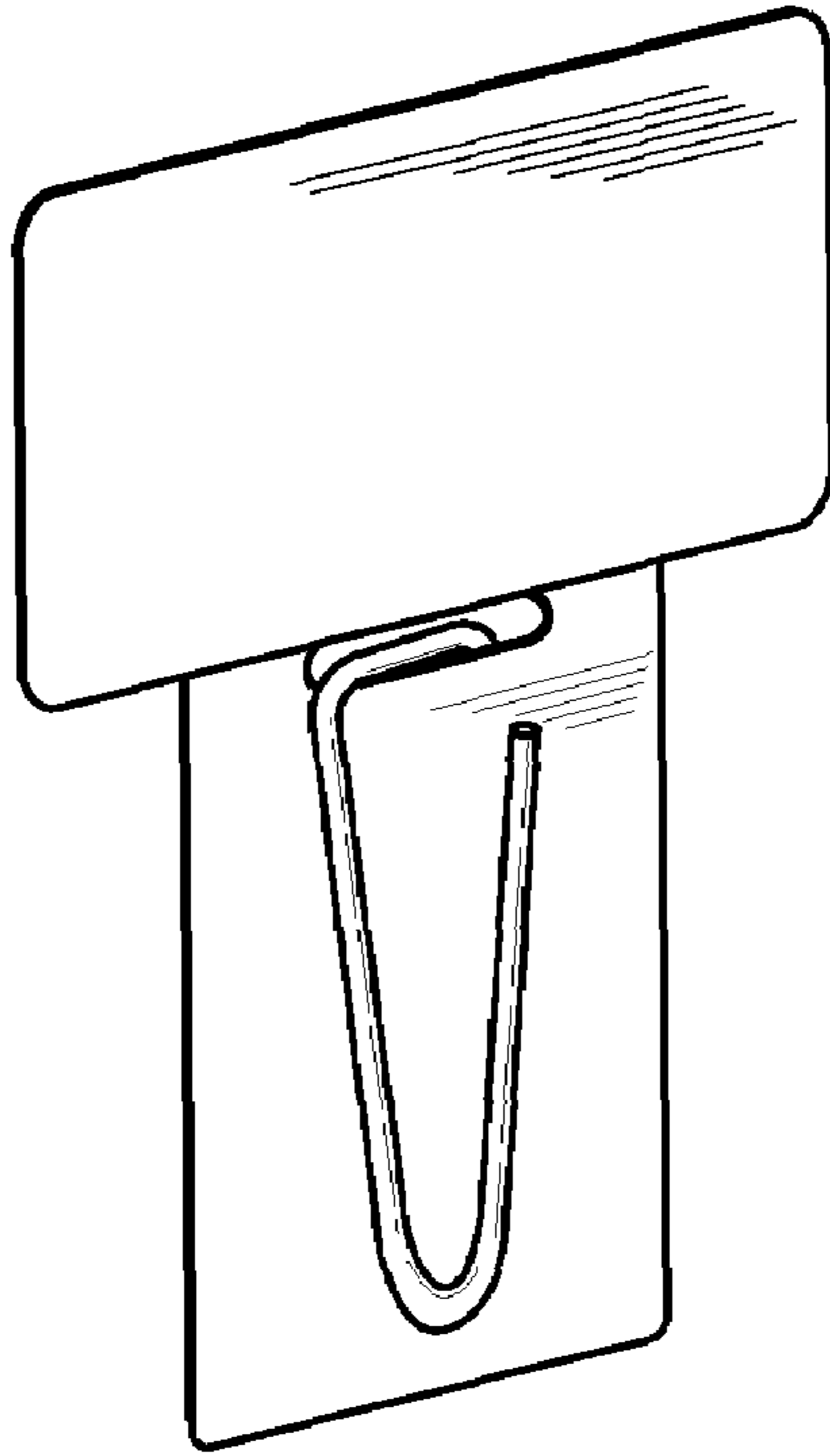
FIG. 33 shows a right-side view of the sixth embodiment. A left-side view of this embodiment is a mirror image of this figure.

FIG. 34 shows a back view of the sixth embodiment.

FIG. 35 shows a top view of the sixth embodiment; and,

FIG. 36 shows a bottom view of the sixth embodiment.

**1 Claim, 6 Drawing Sheets**



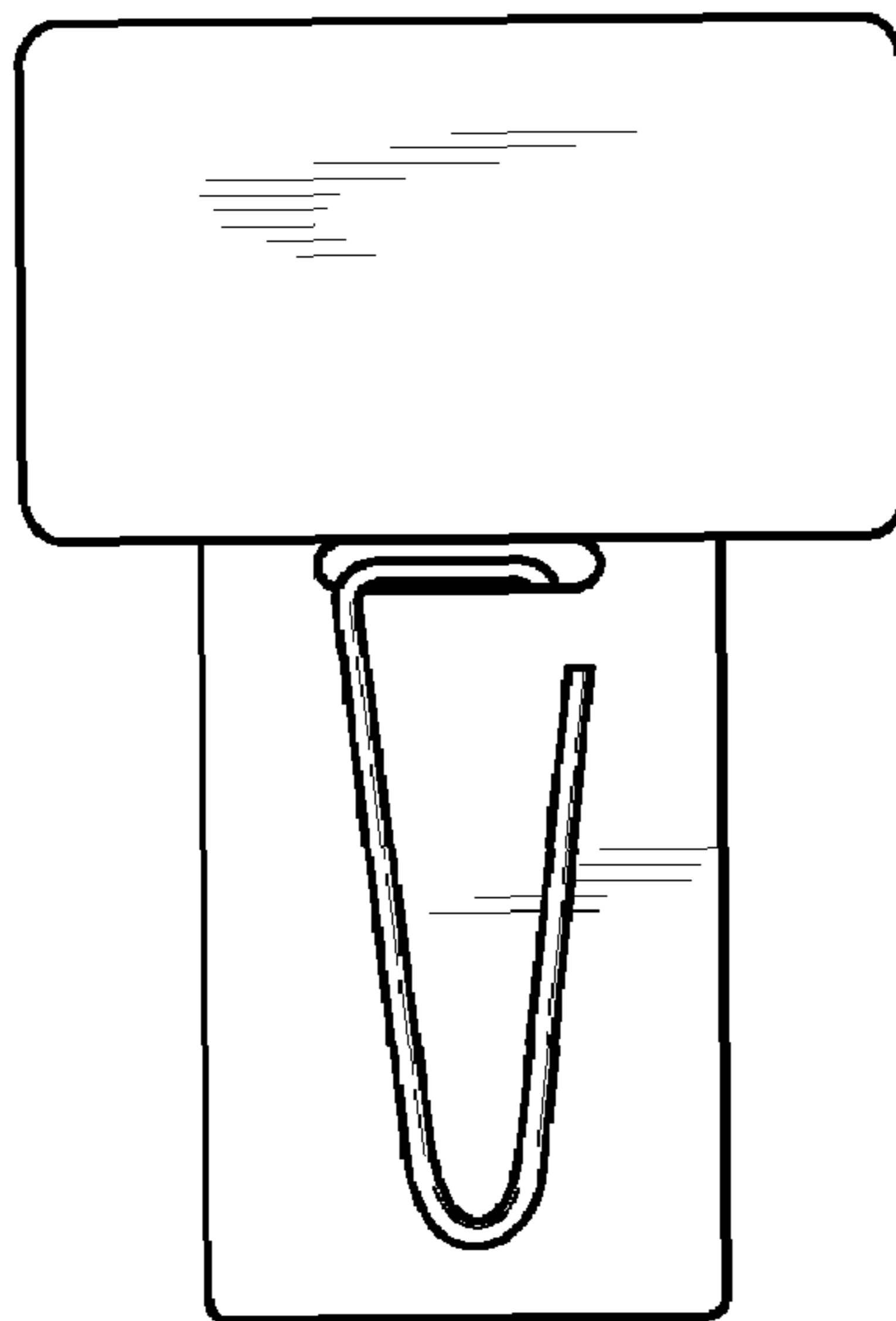
*FIG. 1*



*FIG. 5*



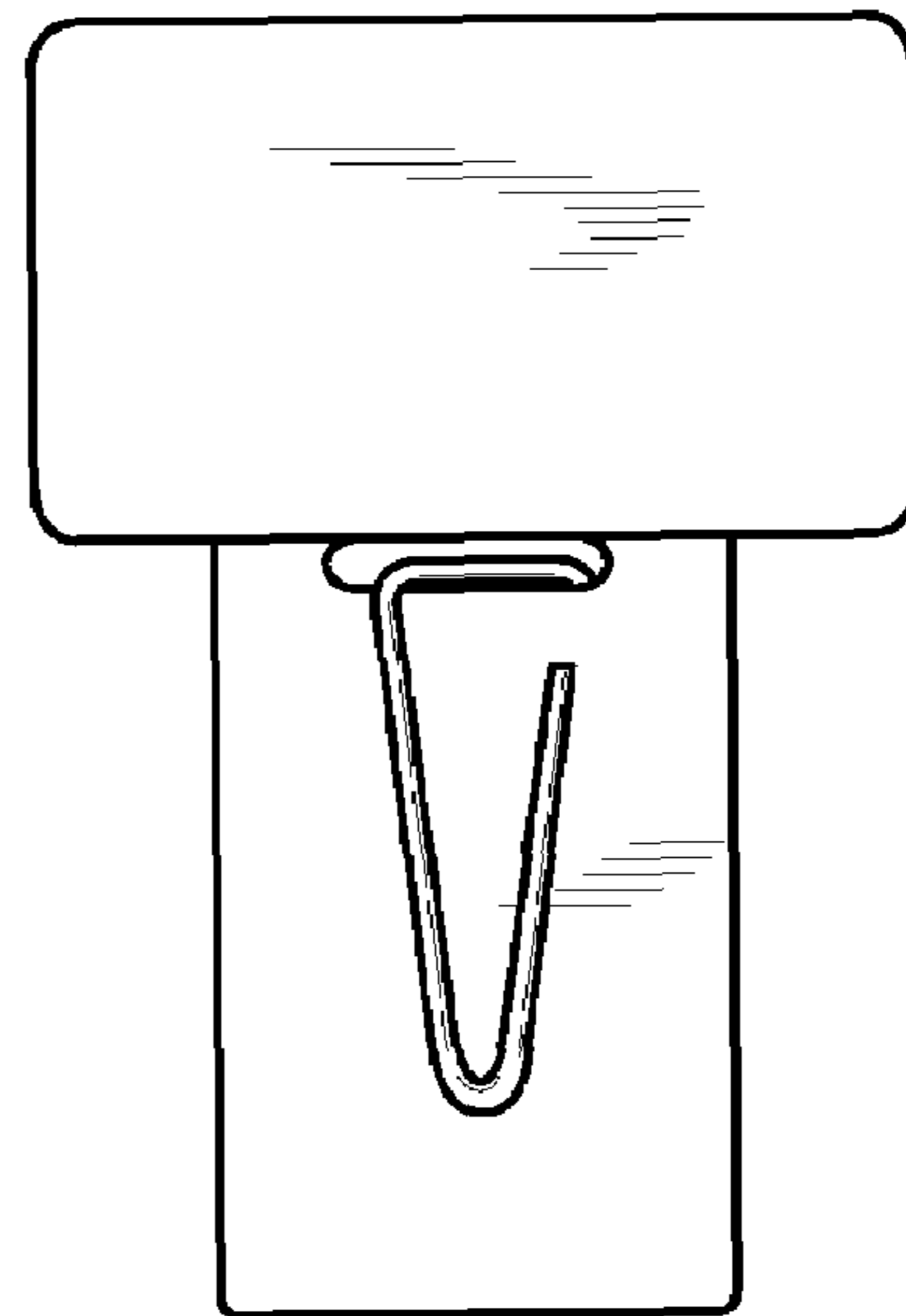
*FIG. 6*



*FIG. 2*

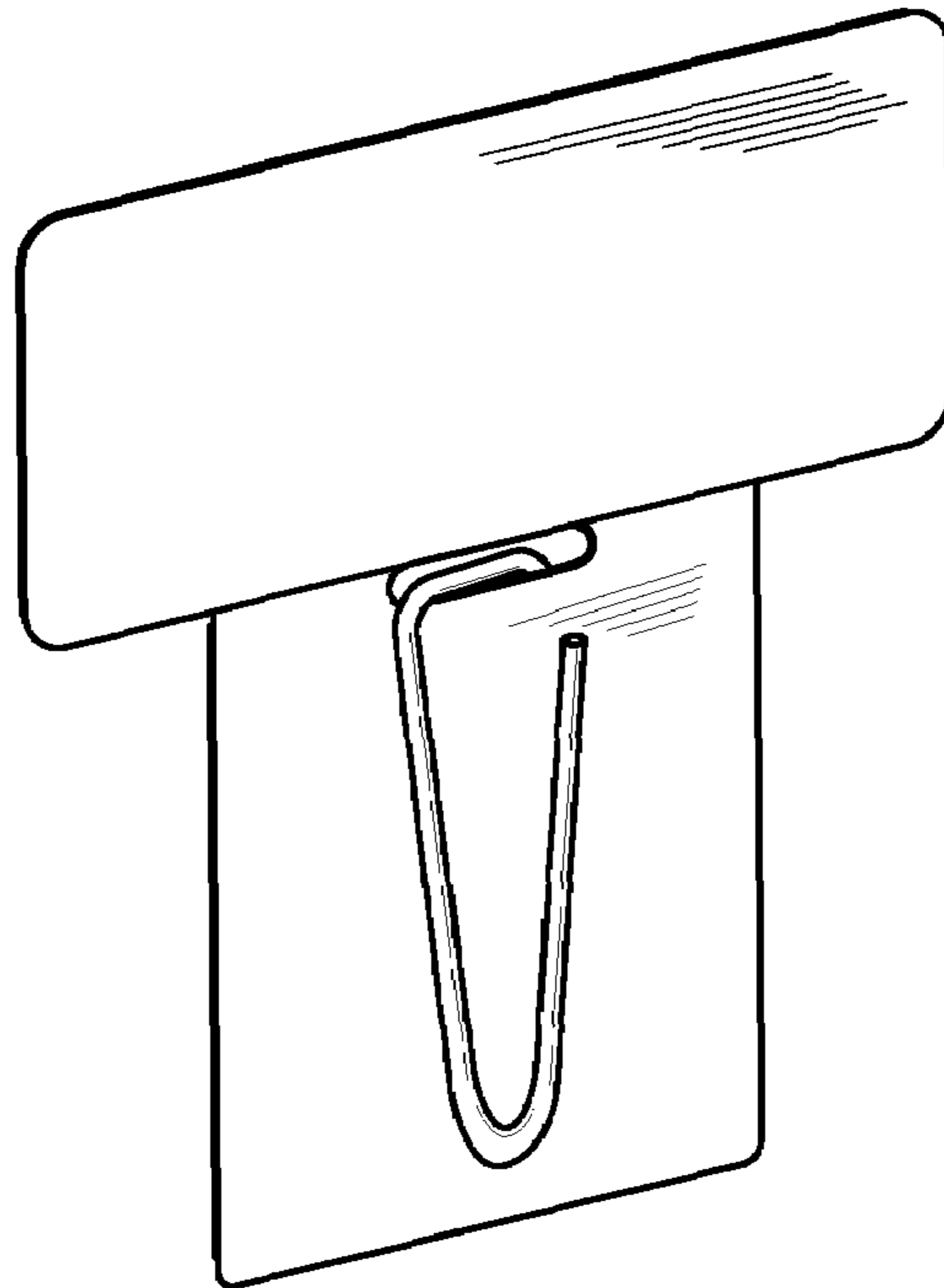


*FIG. 3*



*FIG. 4*

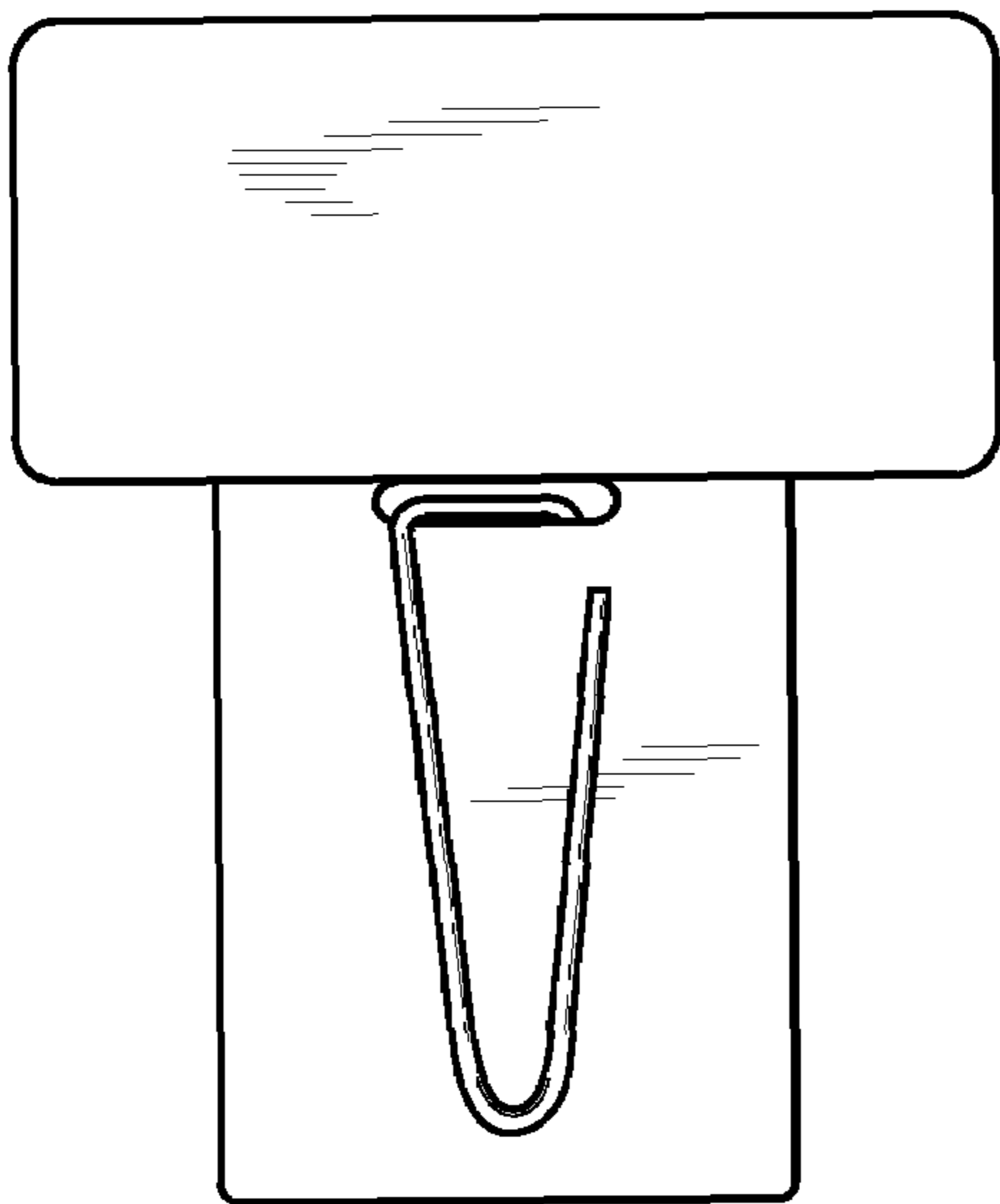
*FIG. 7*



*FIG. 11*



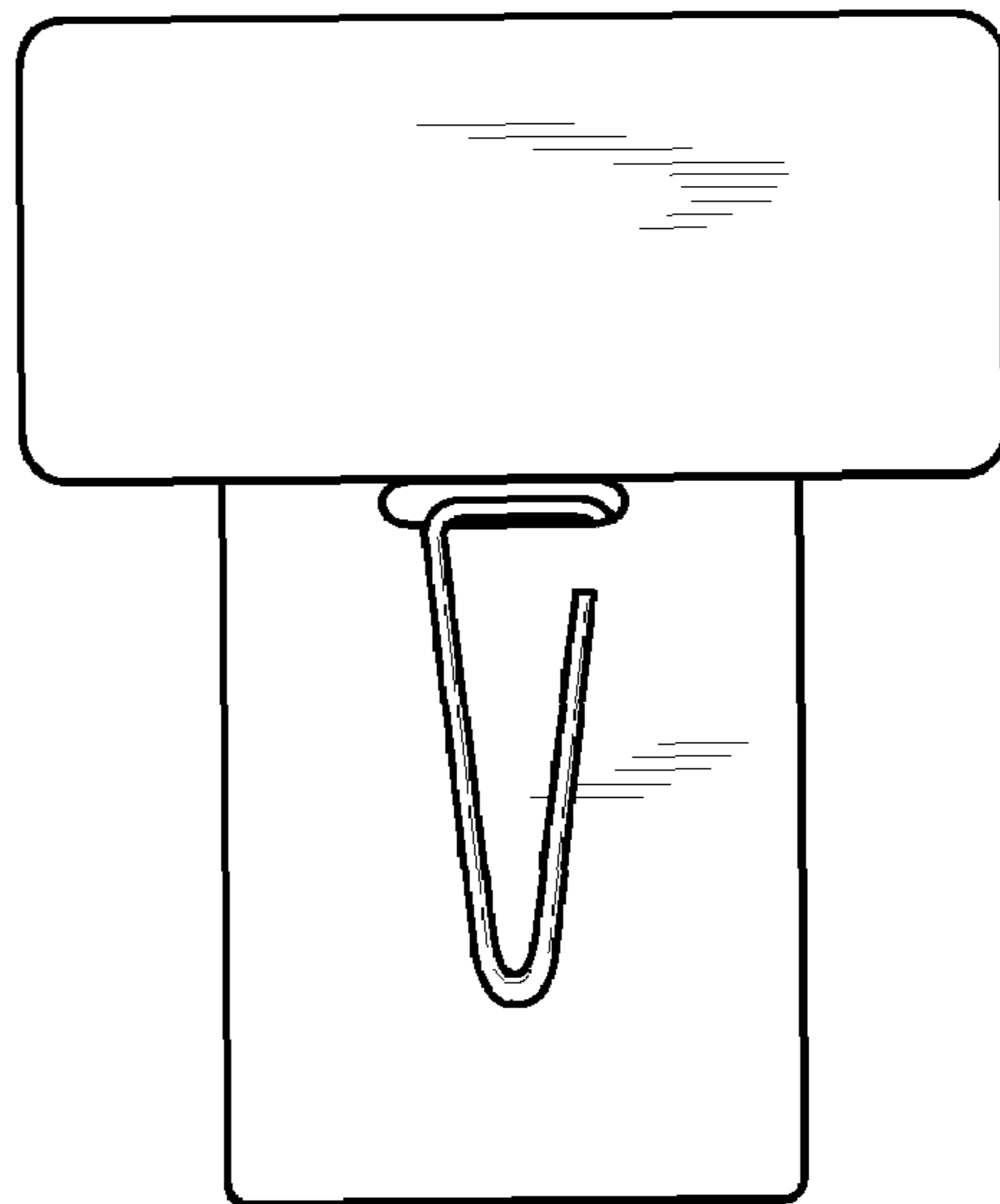
*FIG. 12*



*FIG. 8*



*FIG. 9*



*FIG. 10*

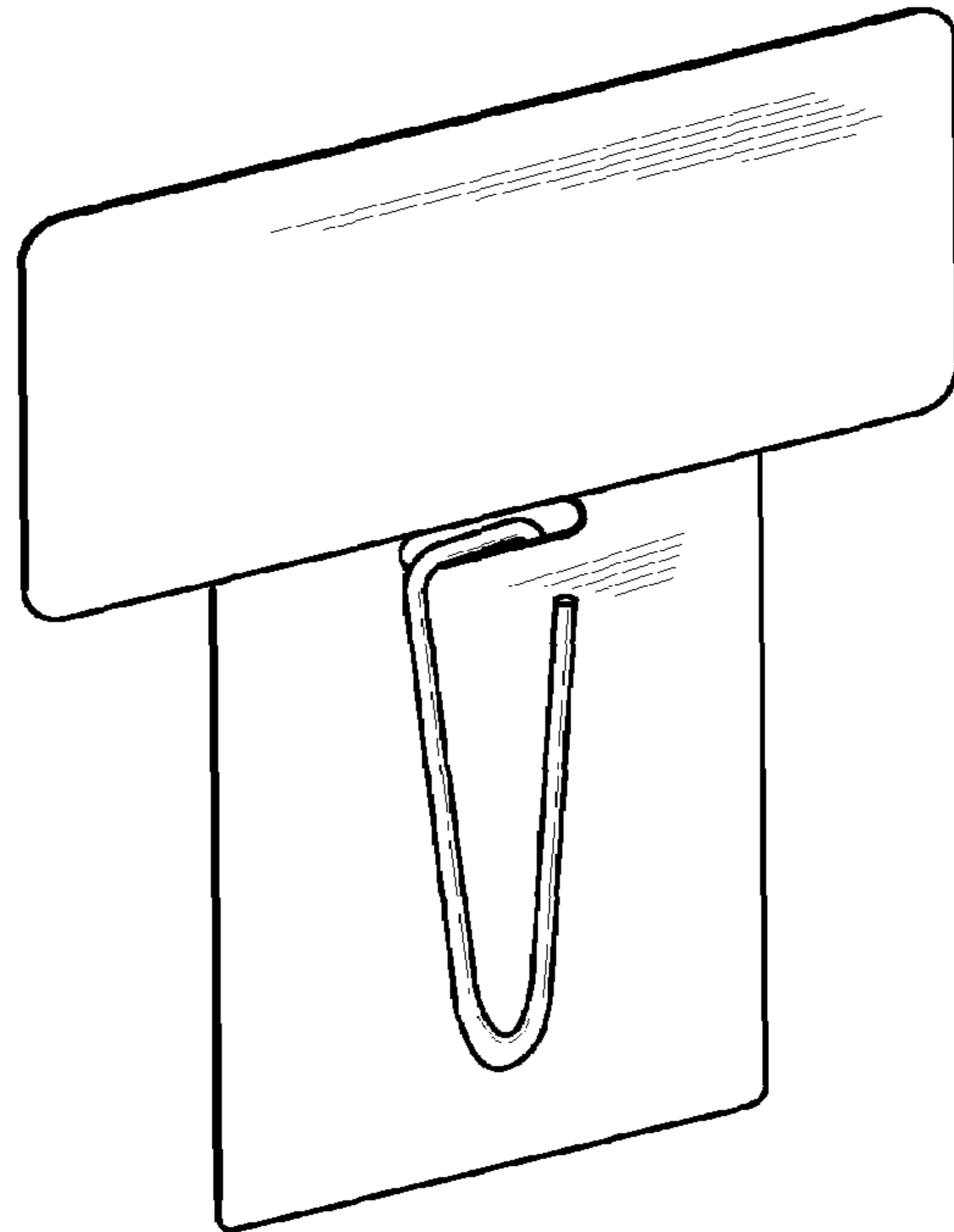


FIG. 13



FIG. 17



FIG. 18

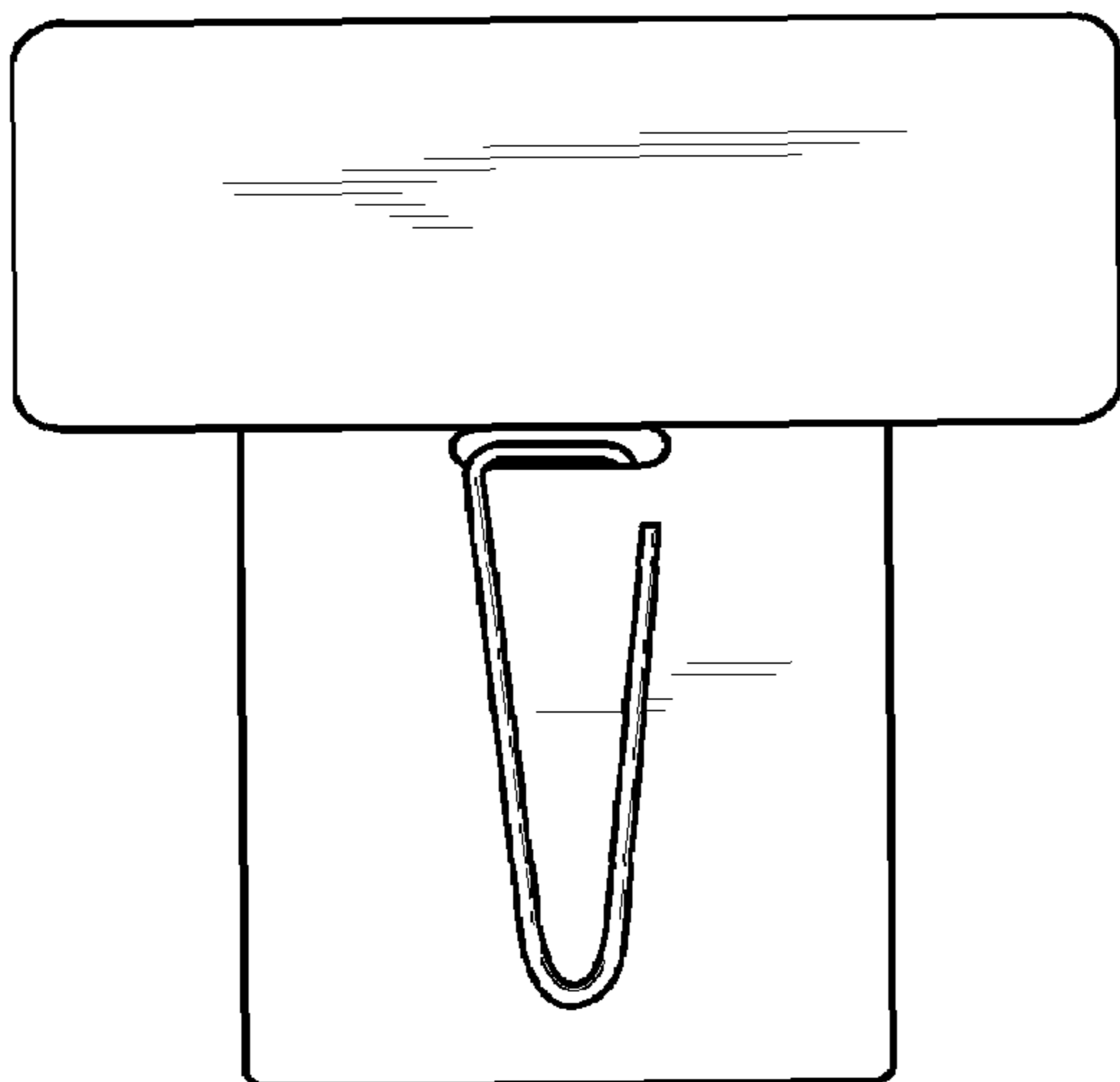


FIG. 14



FIG. 15

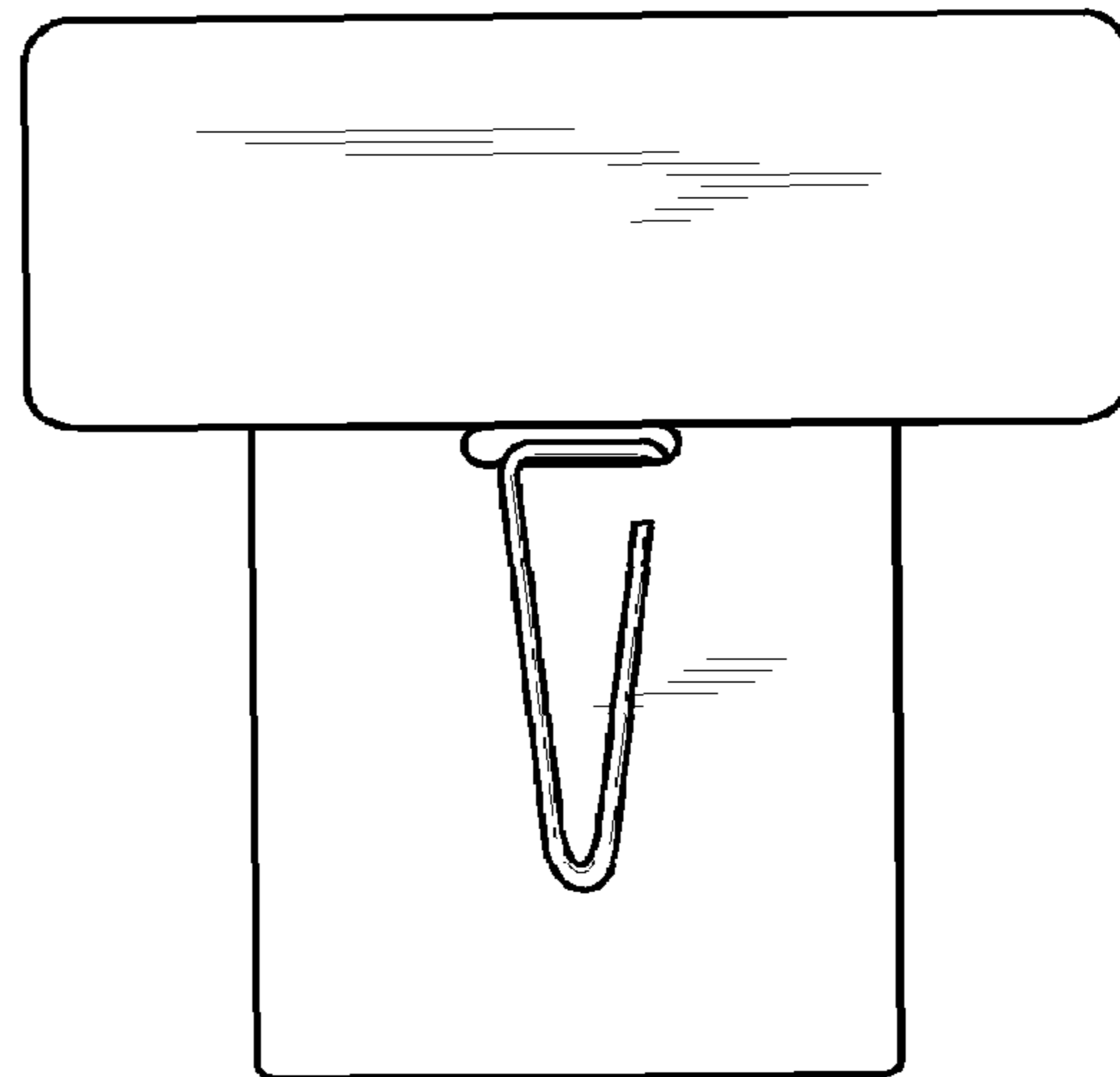


FIG. 16



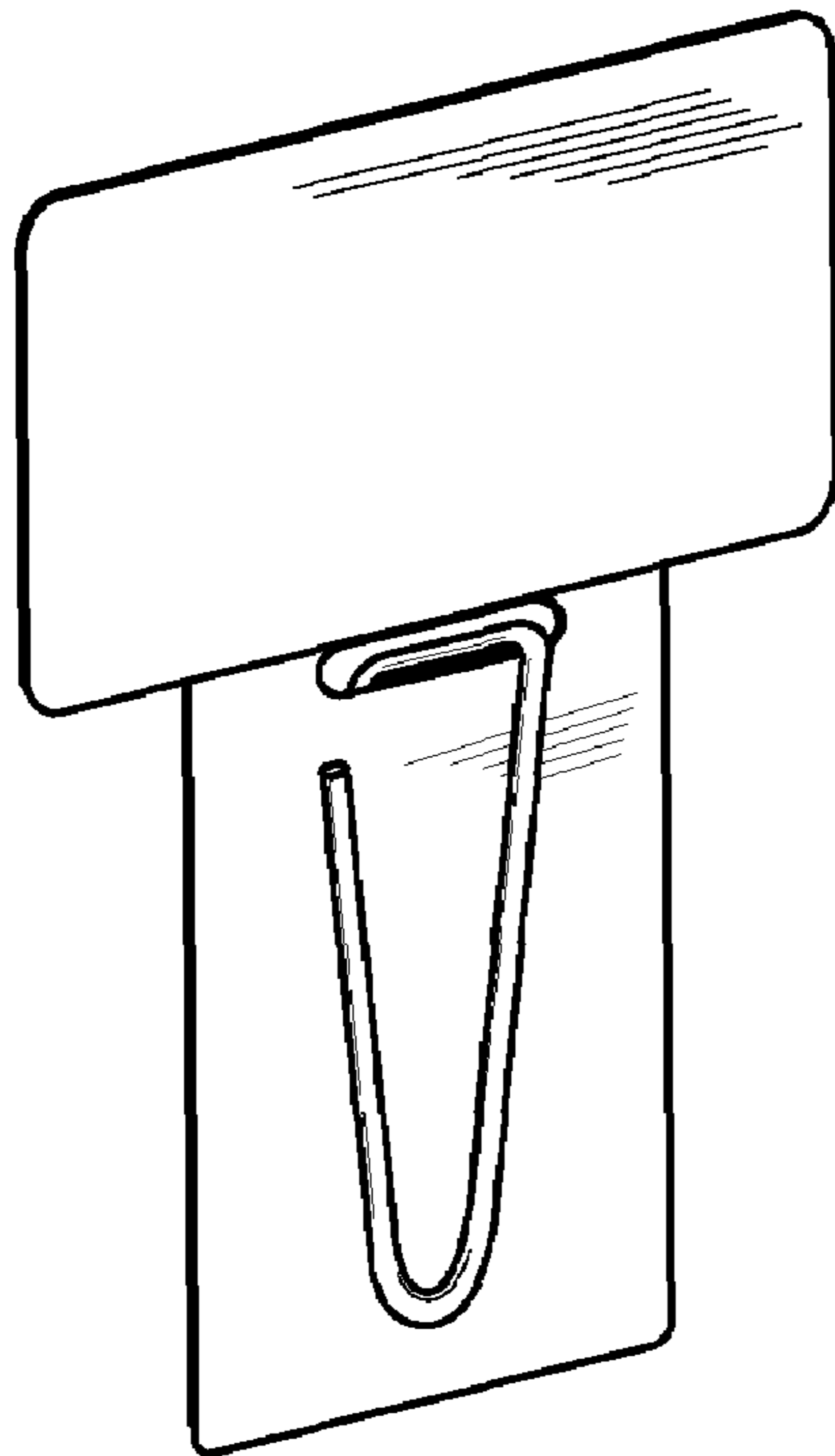


FIG. 19



FIG. 23



FIG. 24

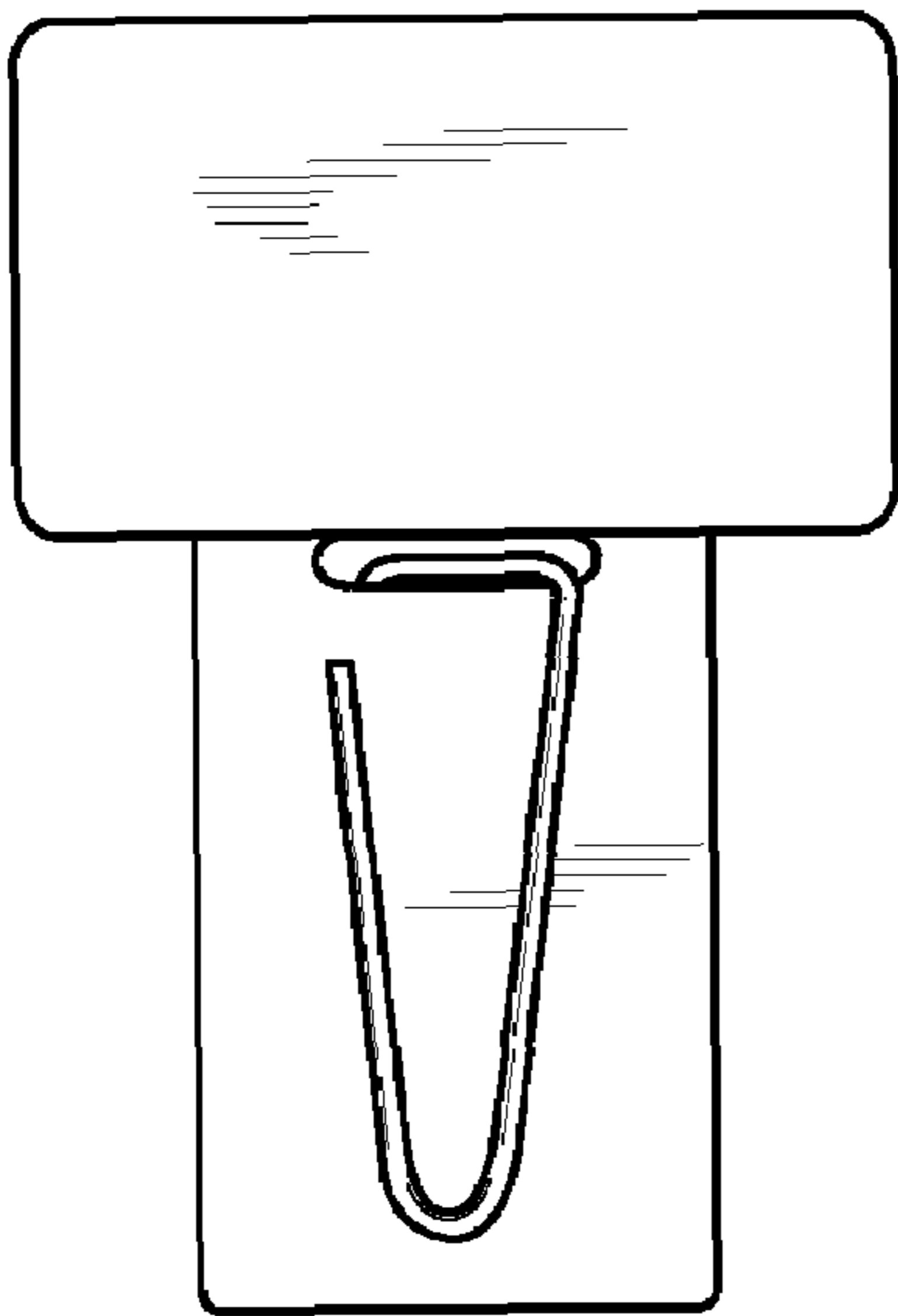


FIG. 20



FIG. 21

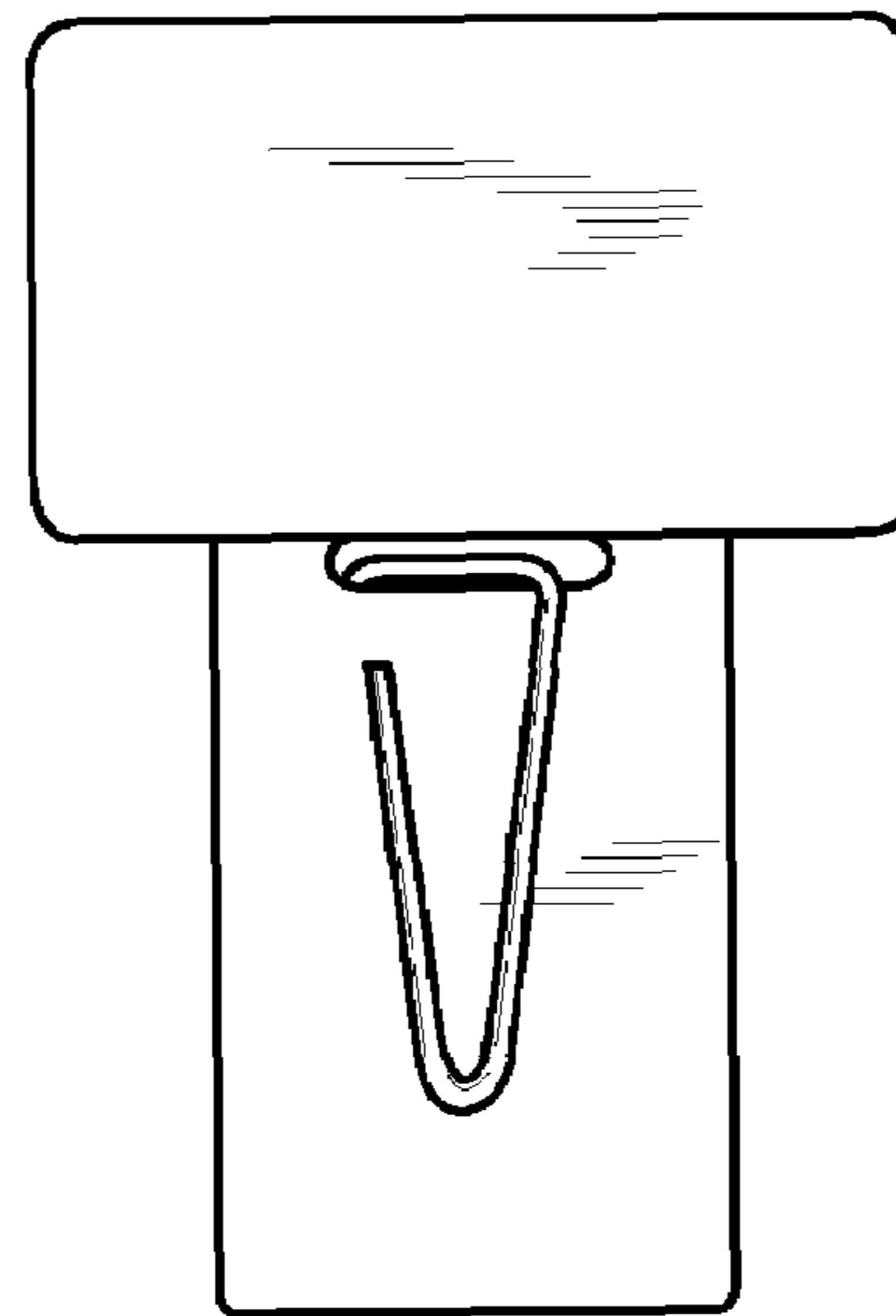


FIG. 22

FIG. 25

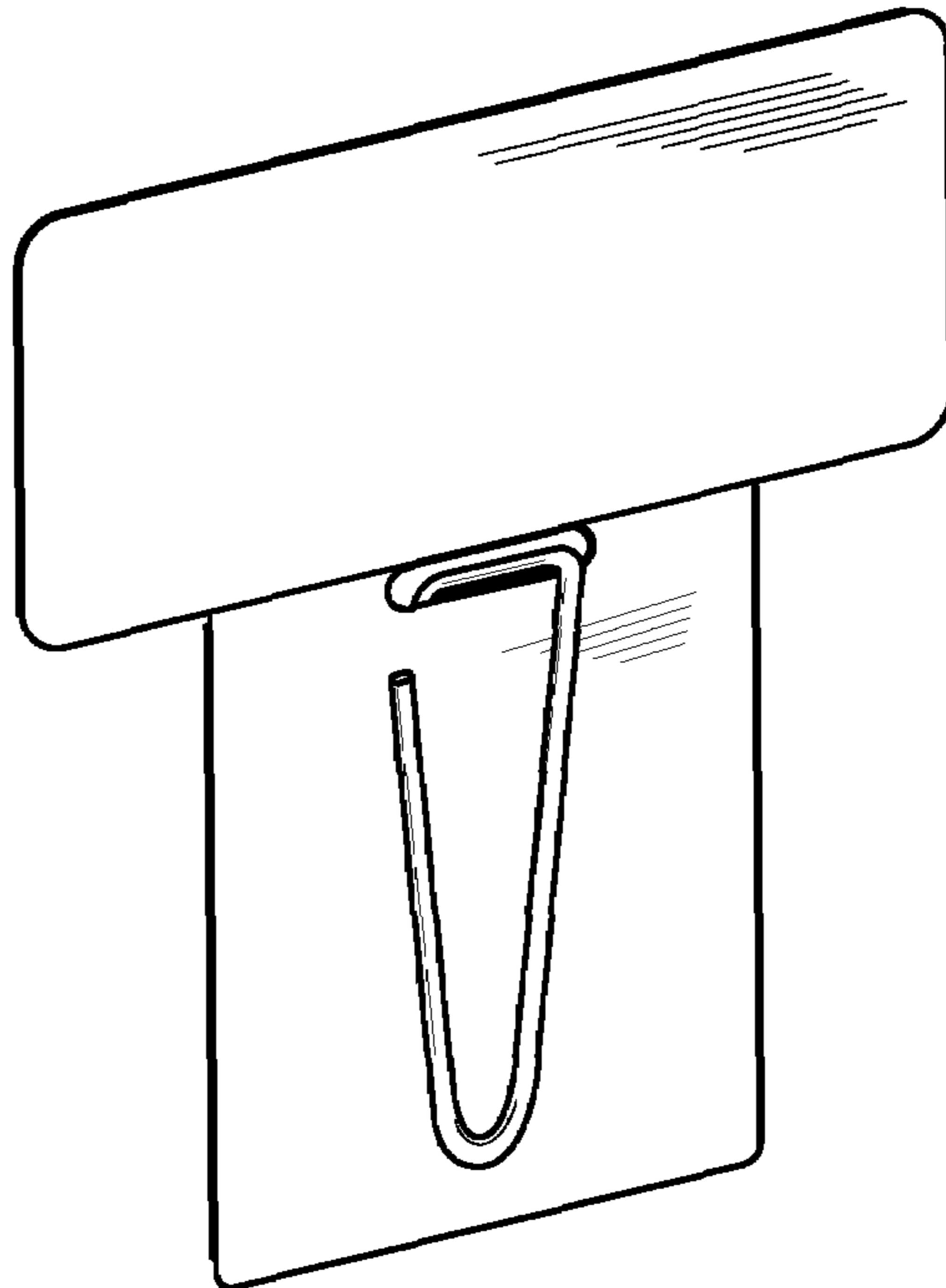


FIG. 29



FIG. 30

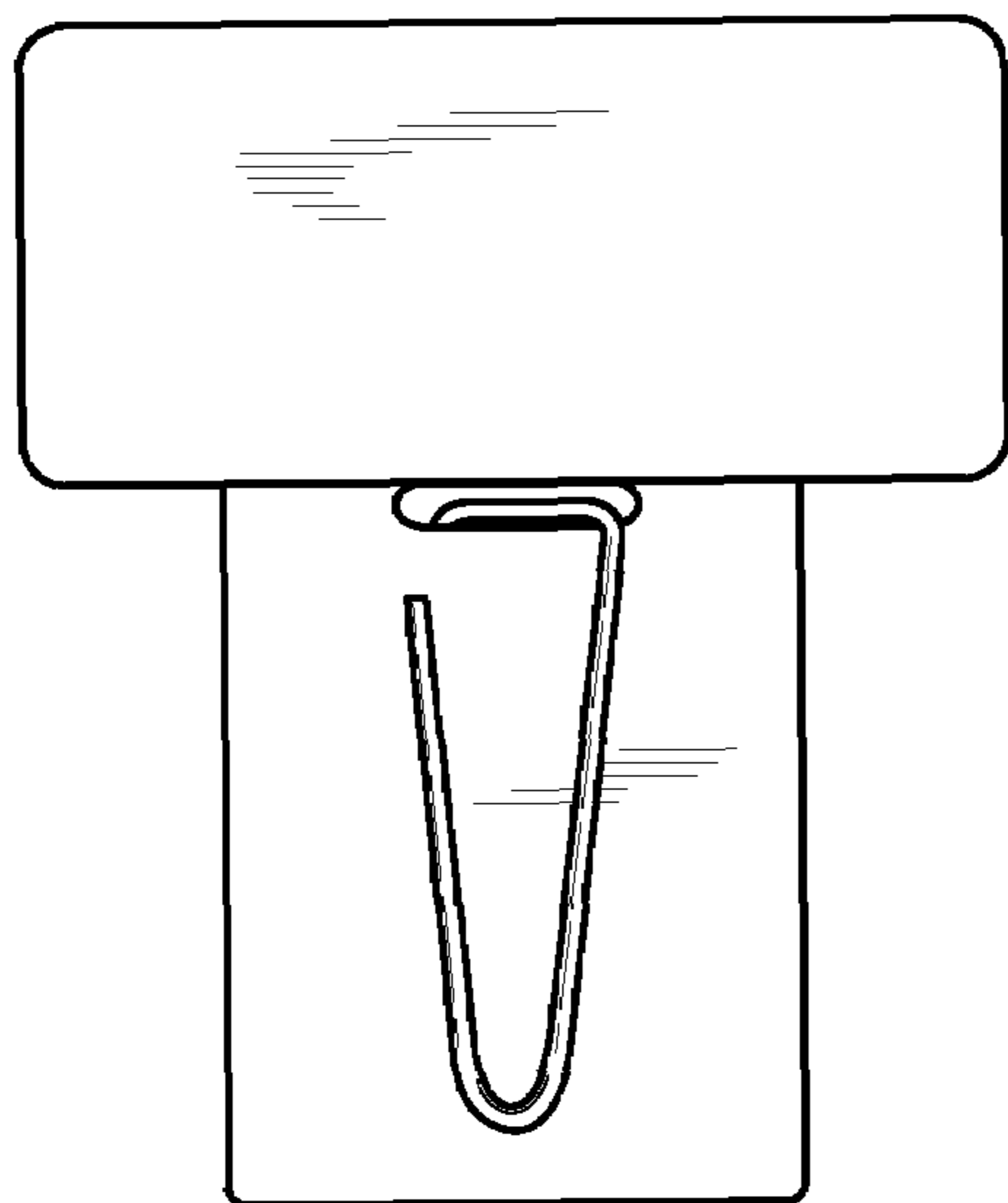


FIG. 26



FIG. 27

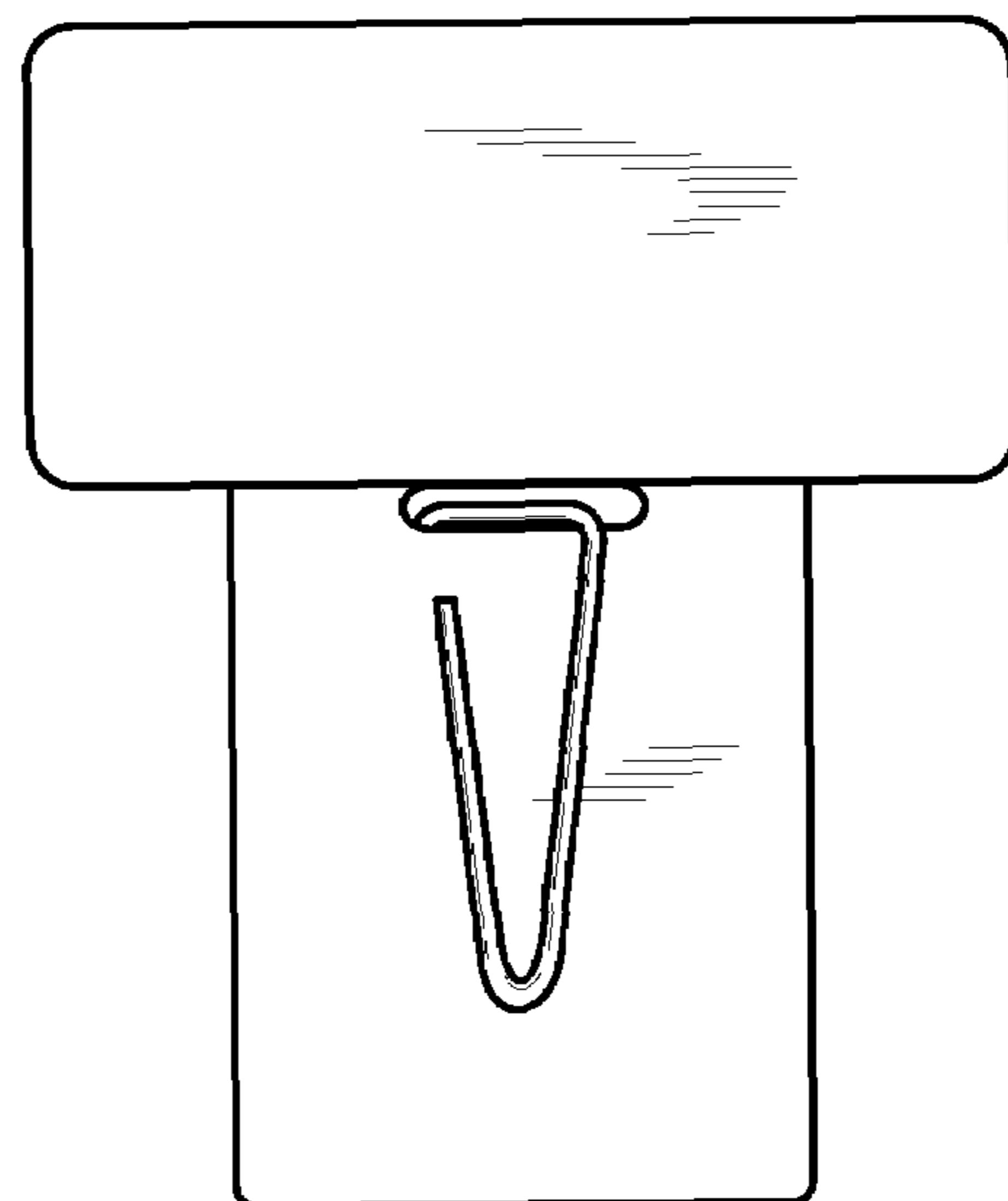
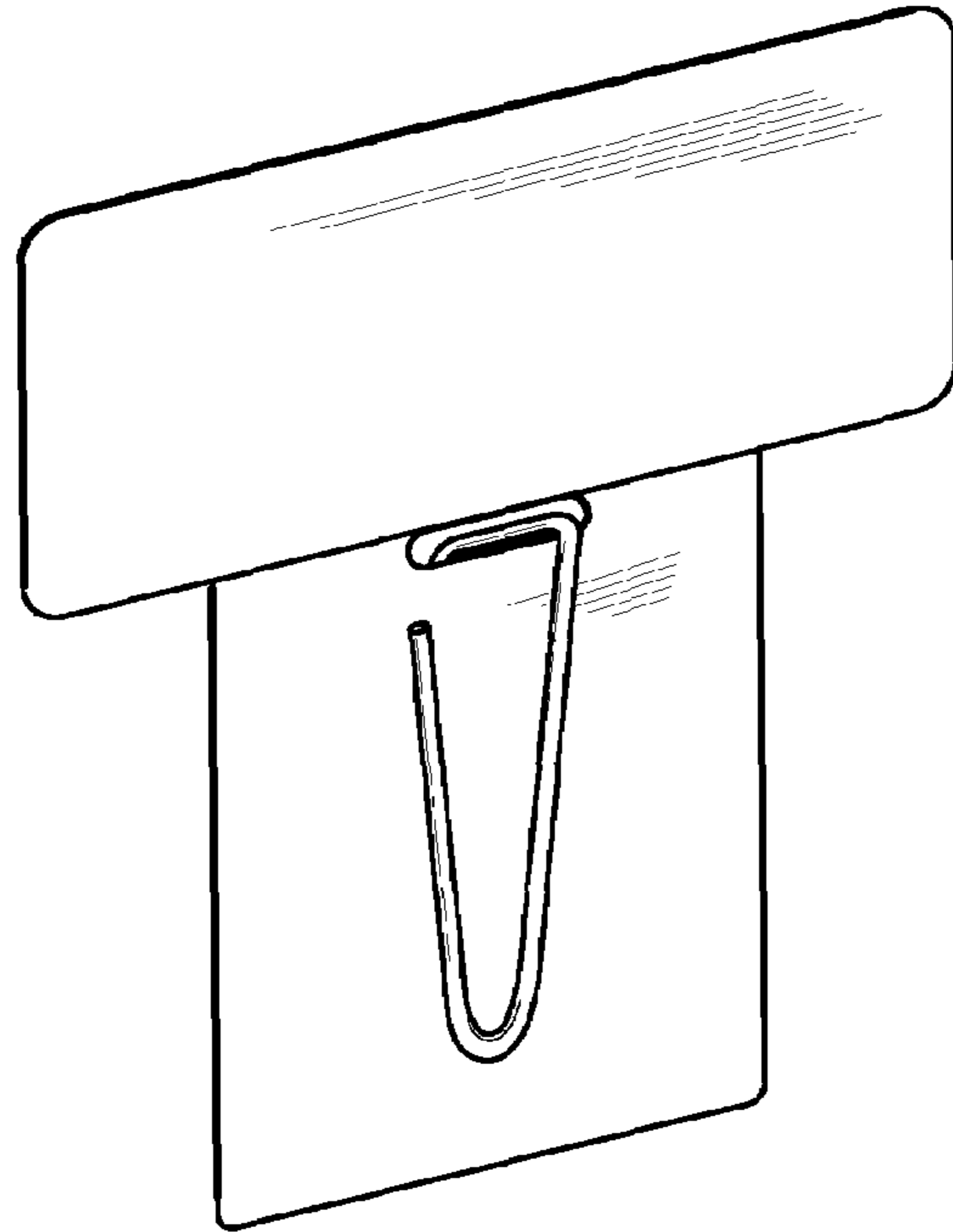


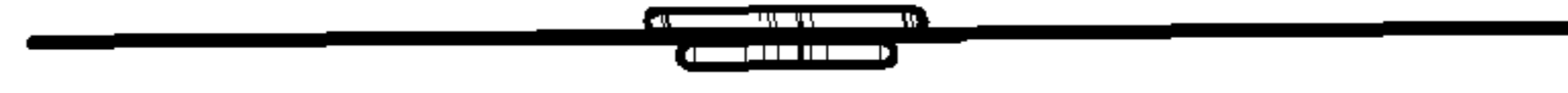
FIG. 28



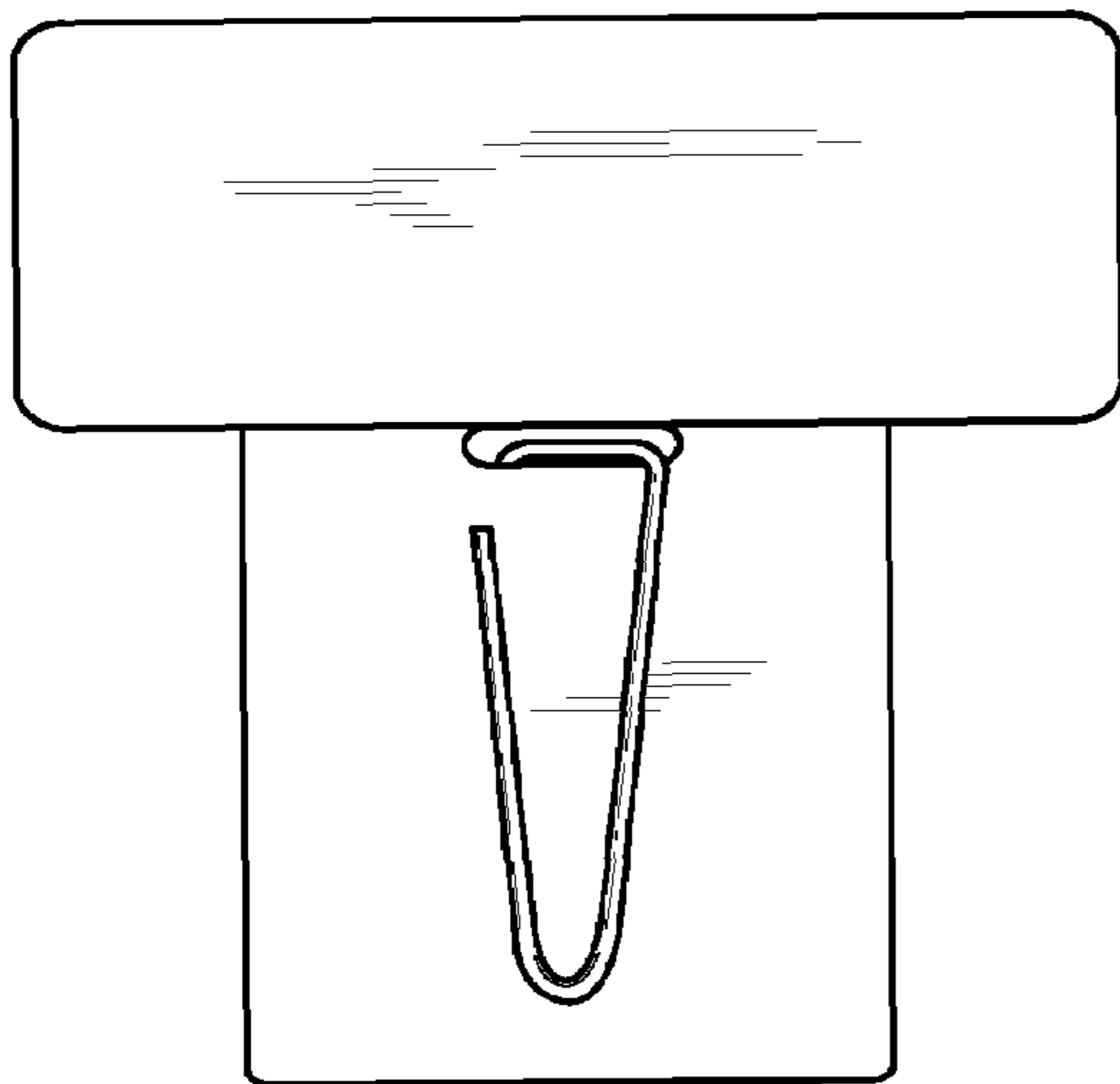
*FIG. 31*



*FIG. 35*



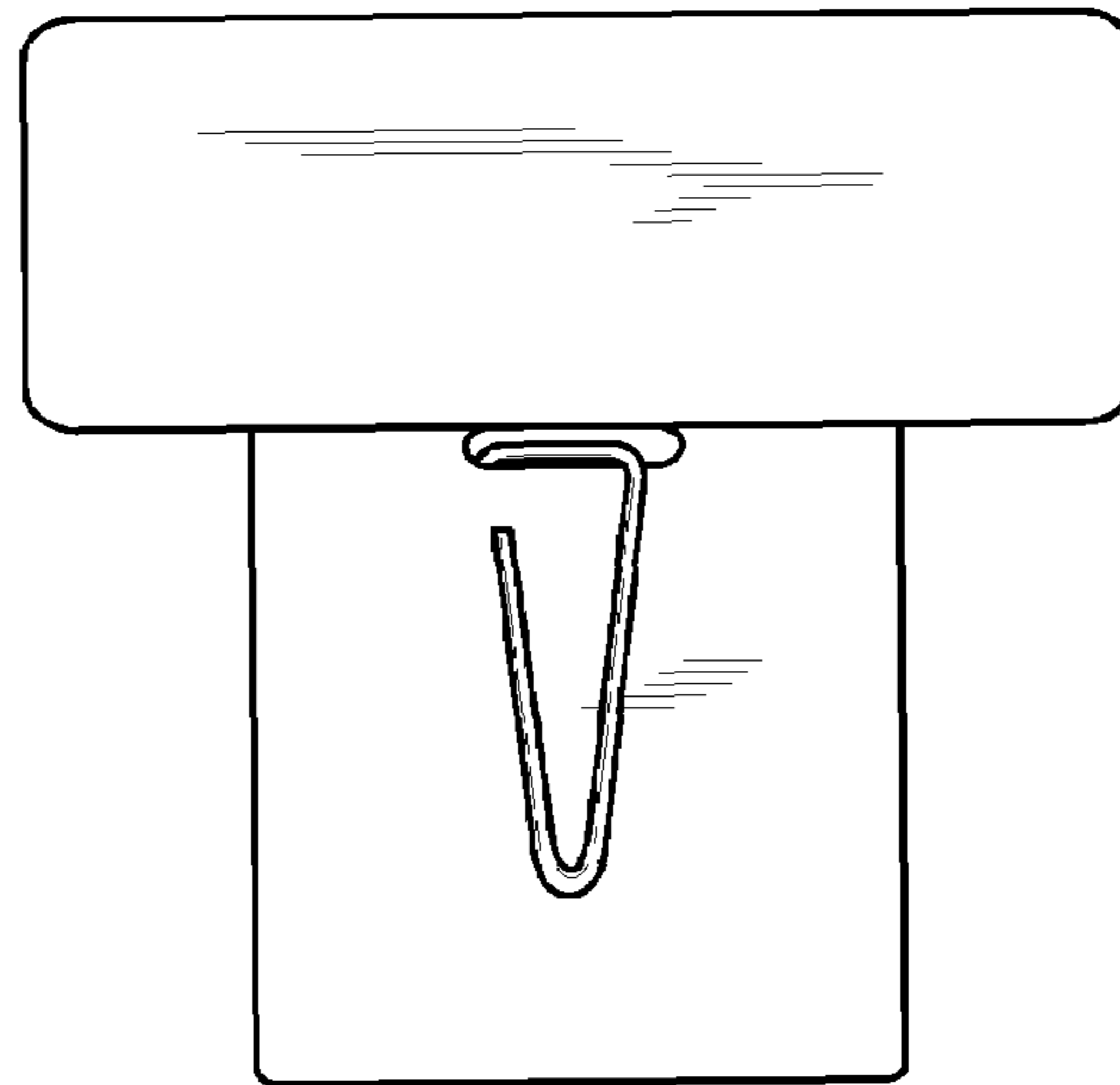
*FIG. 36*



*FIG. 32*



*FIG. 33*



*FIG. 34*