



US00D562400S

(12) **United States Design Patent** (10) **Patent No.:** **US D562,400 S**
Lau (45) **Date of Patent:** **** Feb. 19, 2008**

(54) **INTEGRATED TABBED NOTE AND CLIP**

(76) Inventor: **Janet K. Lau**, 1937 Abreu Way, Union City, CA (US) 94587

(**) Term: **14 Years**

(21) Appl. No.: **29/275,659**

(22) Filed: **Jan. 3, 2007**

(51) **LOC (8) Cl.** **19-02**

(52) **U.S. Cl.** **D19/65**

(58) **Field of Classification Search** D6/515;
D7/686; D8/16; D19/1, 2, 5, 6, 34, 65, 86,
D19/90, 91, 99; D20/22, 40, 43; 24/67 R,
24/67.3, 67.5, 67.7, 67.9, 67.11, 545, 546,
24/547, 551, 552, 555; 40/300, 301, 302,
40/360, 384, 641, 651, 653, 658, 659, 666;
116/236, 237

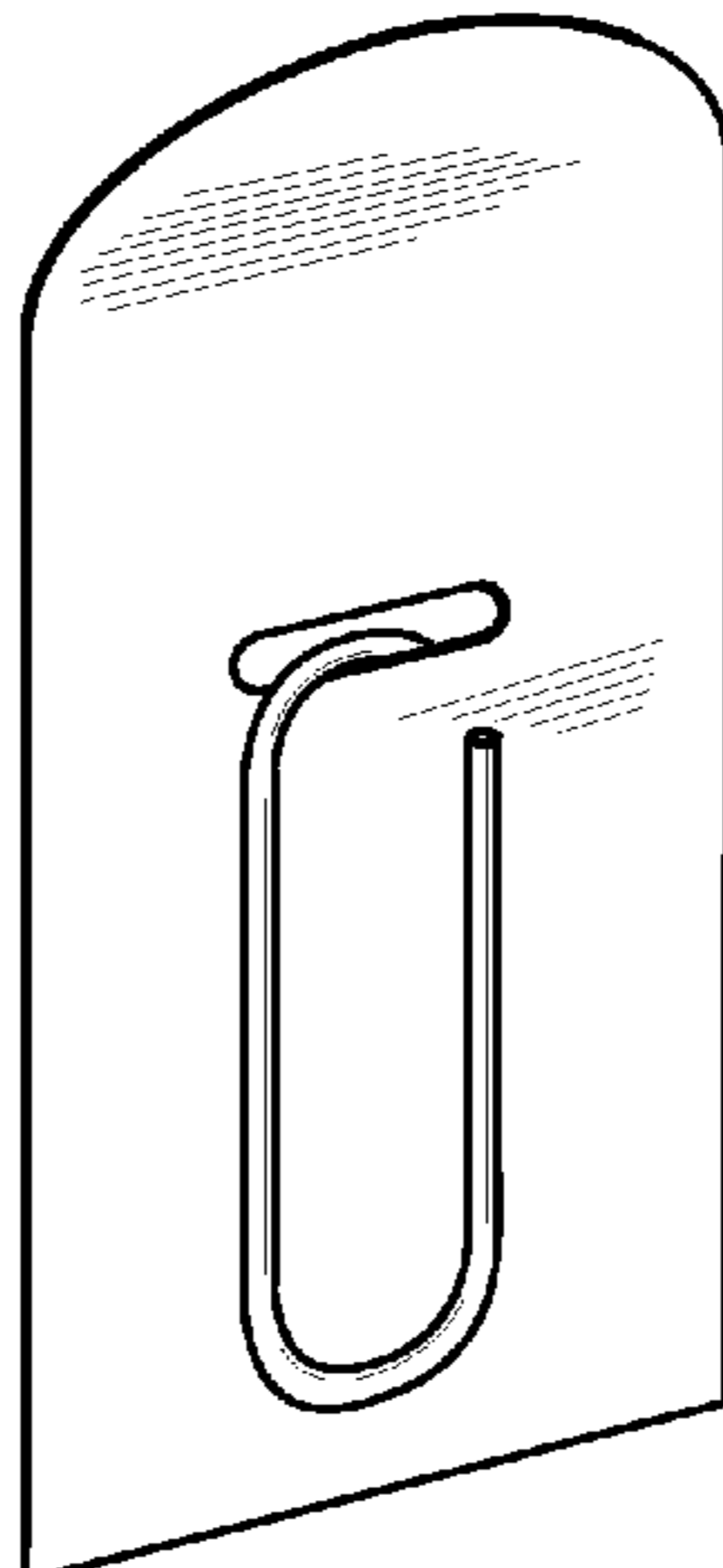
See application file for complete search history.

(56) **References Cited**

U.S. PATENT DOCUMENTS

332,327 A 12/1885 Clark
863,265 A 8/1907 Crouse
876,252 A 1/1908 Baker
962,397 A 6/1910 Whitmore
1,052,505 A 2/1913 Munger et al.
1,123,008 A 12/1914 Rice
1,158,940 A 11/1915 Litt et al.
1,178,113 A 4/1916 Turton et al.
D50,594 S 4/1917 Voges
1,345,365 A 7/1920 Hutchison
1,449,684 A * 3/1923 Long et al. 24/545
1,465,576 A 8/1923 Biggs
1,501,067 A 7/1924 Schaffert
1,524,478 A 1/1925 Hunter
1,543,295 A 6/1925 Parker
1,587,335 A 6/1926 Kline
1,661,165 A 3/1928 Cameron
1,778,031 A 10/1930 Kinch
1,802,980 A 4/1931 Marsh
1,826,580 A 10/1931 Spinney
1,840,604 A 1/1932 Randall

1,894,906 A 1/1933 Henry
1,914,671 A 6/1933 O'Neil
1,976,465 A 10/1934 Thomson
1,977,096 A 10/1934 Straubel
1,985,866 A 12/1934 Lankenau
1,997,894 A 4/1935 Woodley
2,008,019 A 7/1935 Horlick, Jr.
D97,328 S 10/1935 Glasser
2,049,729 A * 8/1936 Berkowitz 229/74
2,118,043 A 5/1938 Goza
2,156,743 A 5/1939 Skrebba
2,186,508 A * 1/1940 Tremmel 40/659
2,323,552 A 7/1943 Marion
D136,639 S 11/1943 Hoffman
2,362,445 A 11/1944 Blodgett
2,415,248 A 2/1947 Kenna et al.
2,420,021 A 5/1947 Straubel
2,623,311 A 12/1952 Condon
2,674,972 A 4/1954 Luther
3,073,046 A 1/1963 Condon
3,123,924 A 3/1964 Roberts
3,225,469 A 12/1965 Chase
3,290,810 A 12/1966 Morena
3,360,877 A 1/1968 Estep
3,913,181 A * 10/1975 Walker 24/67.9
3,934,368 A 1/1976 Fearing
D241,342 S 9/1976 Carroll
4,300,268 A * 11/1981 Wilson 24/67 R
D263,243 S 3/1982 Creamer
D268,848 S 5/1983 Lorber
4,384,417 A 5/1983 Thompson
4,425,724 A 1/1984 Scott
4,597,139 A * 7/1986 Lau 24/546
4,646,455 A 3/1987 Gardner
4,691,458 A 9/1987 Scott
4,878,302 A 11/1989 Jowsey
D304,958 S * 12/1989 Gutierrez D19/65
D305,036 S 12/1989 Voetsch
4,918,789 A * 4/1990 Chen et al. 24/67.9
4,951,408 A 8/1990 Banks
D314,012 S 1/1991 Klodt
5,067,205 A * 11/1991 Chen et al. 24/67.9
5,199,203 A 4/1993 Jones
5,319,835 A * 6/1994 Chao 24/67.9
5,329,672 A * 7/1994 Froehlich et al. 24/67.9
5,481,784 A 1/1996 Sinaiko
D368,487 S 4/1996 Lindberg
5,535,486 A * 7/1996 Cabili 24/67.9
D383,789 S 9/1997 Shyu



5,695,219	A	12/1997	Crawford	
5,887,900	A *	3/1999	Raymond	281/22
D415,206	S *	10/1999	Gaines	D20/27
5,996,130	A	12/1999	Verhines	
6,427,293	B1 *	8/2002	Bowes, Jr.	24/304
D465,525	S	11/2002	Dilday	
D468,441	S *	1/2003	Pham	D24/225
D480,754	S	10/2003	Berger	
D510,102	S *	9/2005	Gray	D19/2
D520,065	S	5/2006	Doyle	
D541,346	S *	4/2007	Lau et al.	D19/65
2004/0064920	A1 *	4/2004	Arduini	24/67.9
2005/0217078	A1	10/2005	Groch et al.	
2006/0000133	A1	1/2006	Windorski	
2007/0017068	A1 *	1/2007	Wang	24/67.9
2007/0067966	A1 *	3/2007	Flores	24/67.3

FOREIGN PATENT DOCUMENTS

JP	09-071065	A	3/1997
JP	2001-353992	A	12/2001

* cited by examiner

Primary Examiner—Cathron C. Brooks
Assistant Examiner—Austin Murphy
 (74) *Attorney, Agent, or Firm*—Aka Chan LLP

(57) **CLAIM**

The ornamental design for an integrated tabbed note and clip, as shown and described.

DESCRIPTION

FIG. 1 shows a perspective view of a first embodiment of a design for an integrated tabbed note and clip.

FIG. 2 shows a front view of the first embodiment.

FIG. 3 shows a right-side view of the first embodiment. A left-side view of this embodiment is a mirror image of this figure.

FIG. 4 shows a back view of the first embodiment.

FIG. 5 shows a top view of the first embodiment.

FIG. 6 shows a bottom view of the first embodiment.

FIG. 7 shows a perspective view of a second embodiment.

FIG. 8 shows a front view of the second embodiment.

FIG. 9 shows a right-side view of the second embodiment. A left-side view of this embodiment is a mirror image of this figure.

FIG. 10 shows a back view of the second embodiment.

FIG. 11 shows a top view of the second embodiment.

FIG. 12 shows a bottom view of the second embodiment.

FIG. 13 shows a perspective view of a third embodiment.

FIG. 14 shows a front view of the third embodiment.

FIG. 15 shows a right-side view of the third embodiment. A left-side view of this embodiment is a mirror image of this figure.

FIG. 16 shows a back view of the third embodiment.

FIG. 17 shows a top view of the third embodiment.

FIG. 18 shows a bottom view of the third embodiment.

FIG. 19 shows a perspective view of a fourth embodiment.

FIG. 20 shows a front view of the fourth embodiment.

FIG. 21 shows a right-side view of the fourth embodiment. A left-side view of this embodiment is a mirror image of this figure.

FIG. 22 shows a back view of the fourth embodiment.

FIG. 23 shows a top view of the fourth embodiment.

FIG. 24 shows a bottom view of the fourth embodiment.

FIG. 25 shows a perspective view of a fifth embodiment.

FIG. 26 shows a front view of the fifth embodiment.

FIG. 27 shows a right-side view of the fifth embodiment. A left-side view of this embodiment is a mirror image of this figure.

FIG. 28 shows a back view of the fifth embodiment.

FIG. 29 shows a top view of the fifth embodiment.

FIG. 30 shows a bottom view of the fifth embodiment.

FIG. 31 shows a perspective view of a sixth embodiment.

FIG. 32 shows a front view of the sixth embodiment.

FIG. 33 shows a right-side view of the sixth embodiment. A left-side view of this embodiment is a mirror image of this figure.

FIG. 34 shows a back view of the sixth embodiment.

FIG. 35 shows a top view of the sixth embodiment; and,

FIG. 36 shows a bottom view of the sixth embodiment.

1 Claim, 6 Drawing Sheets

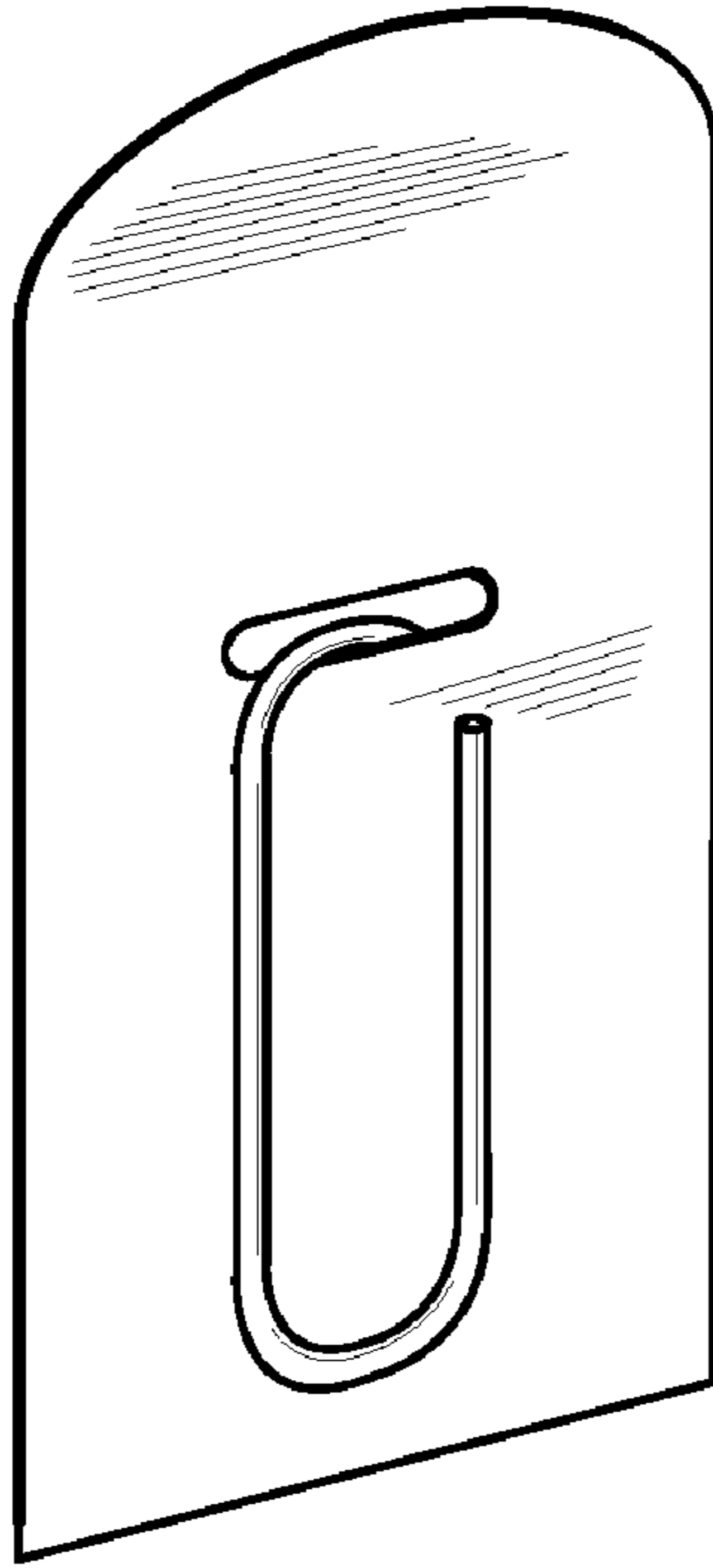


FIG. 1



FIG. 5

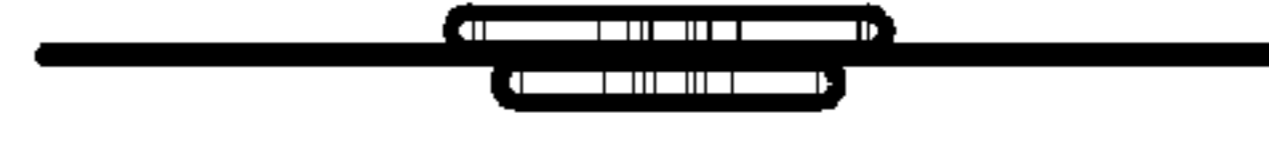


FIG. 6

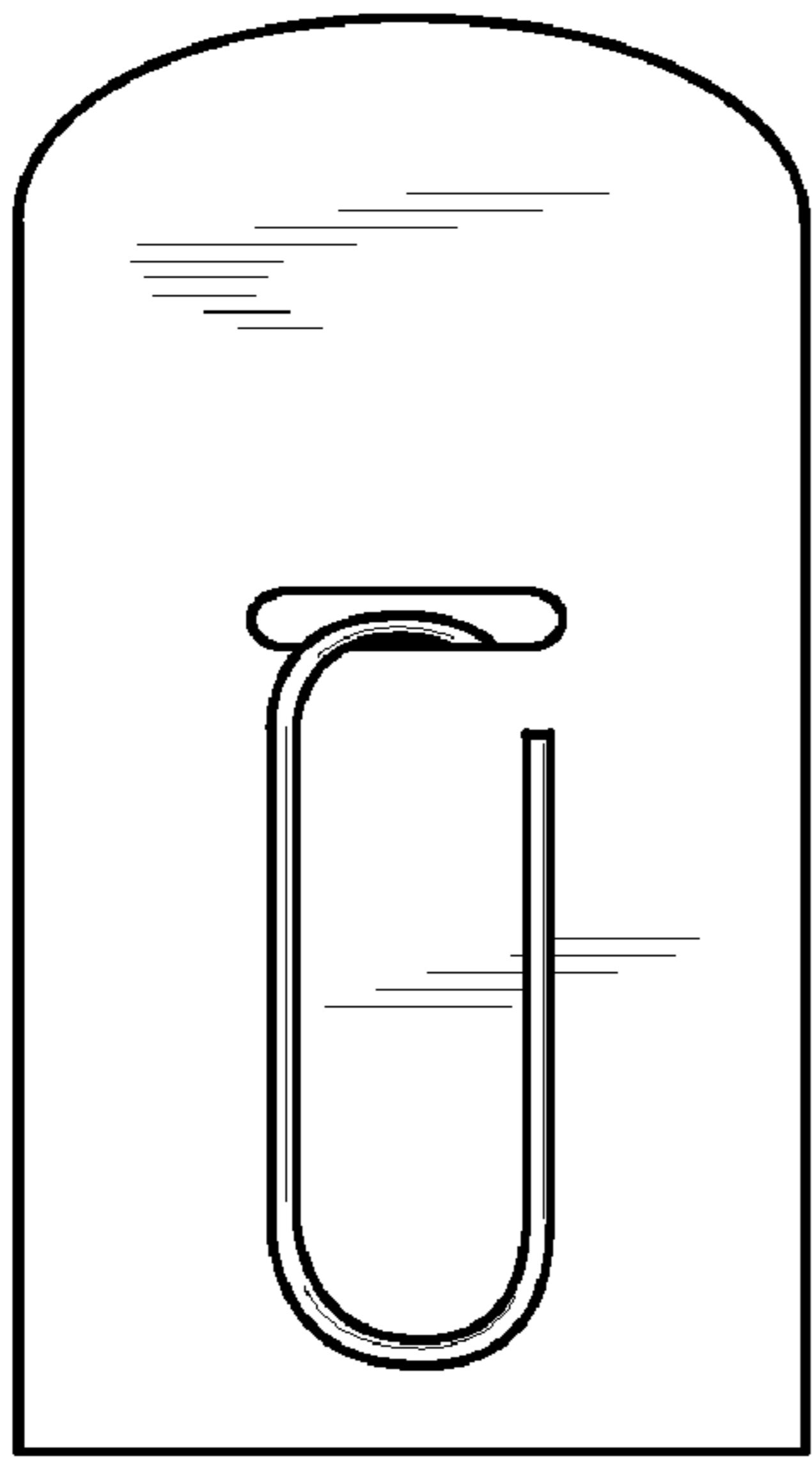


FIG. 2



FIG. 3

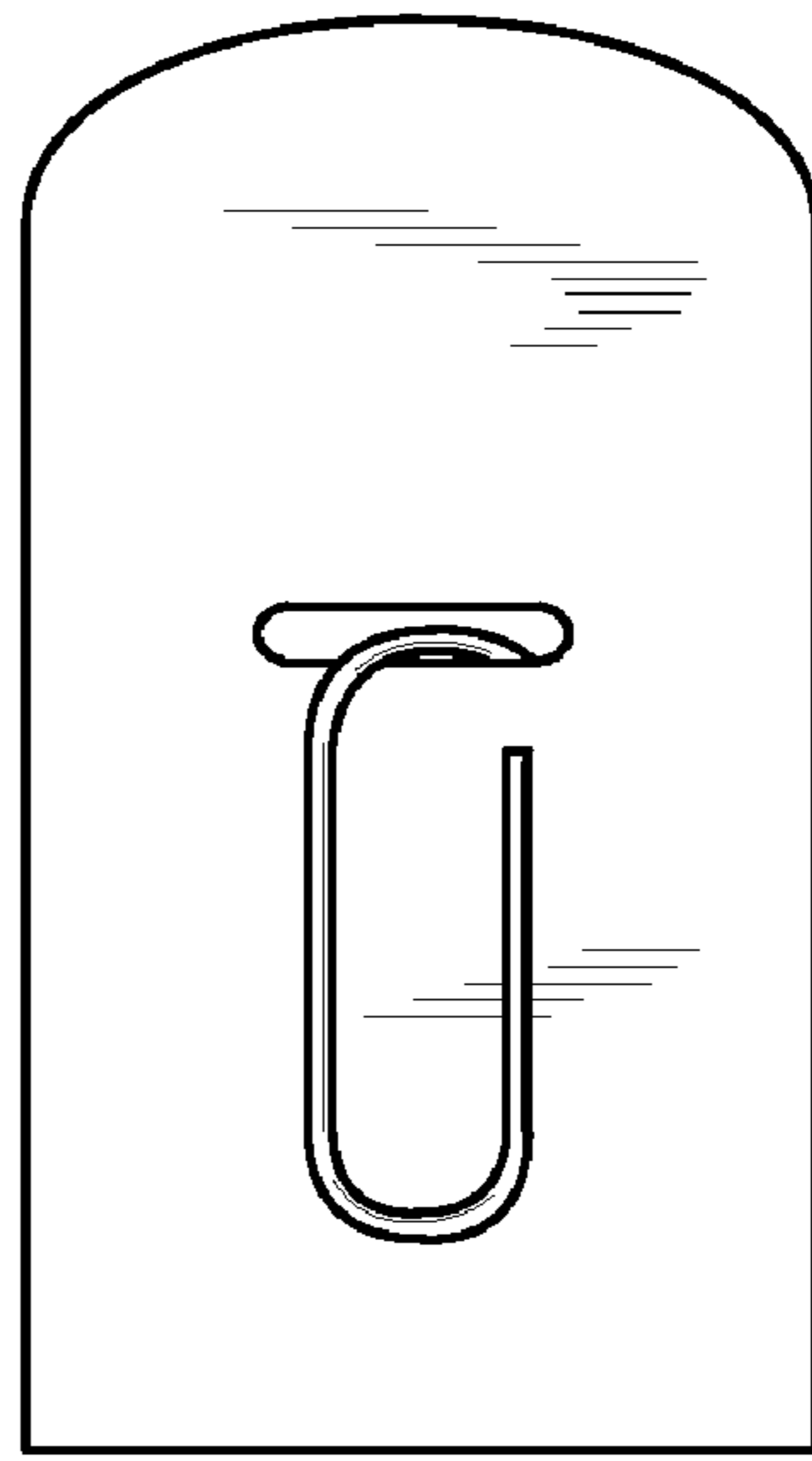


FIG. 4

FIG. 7

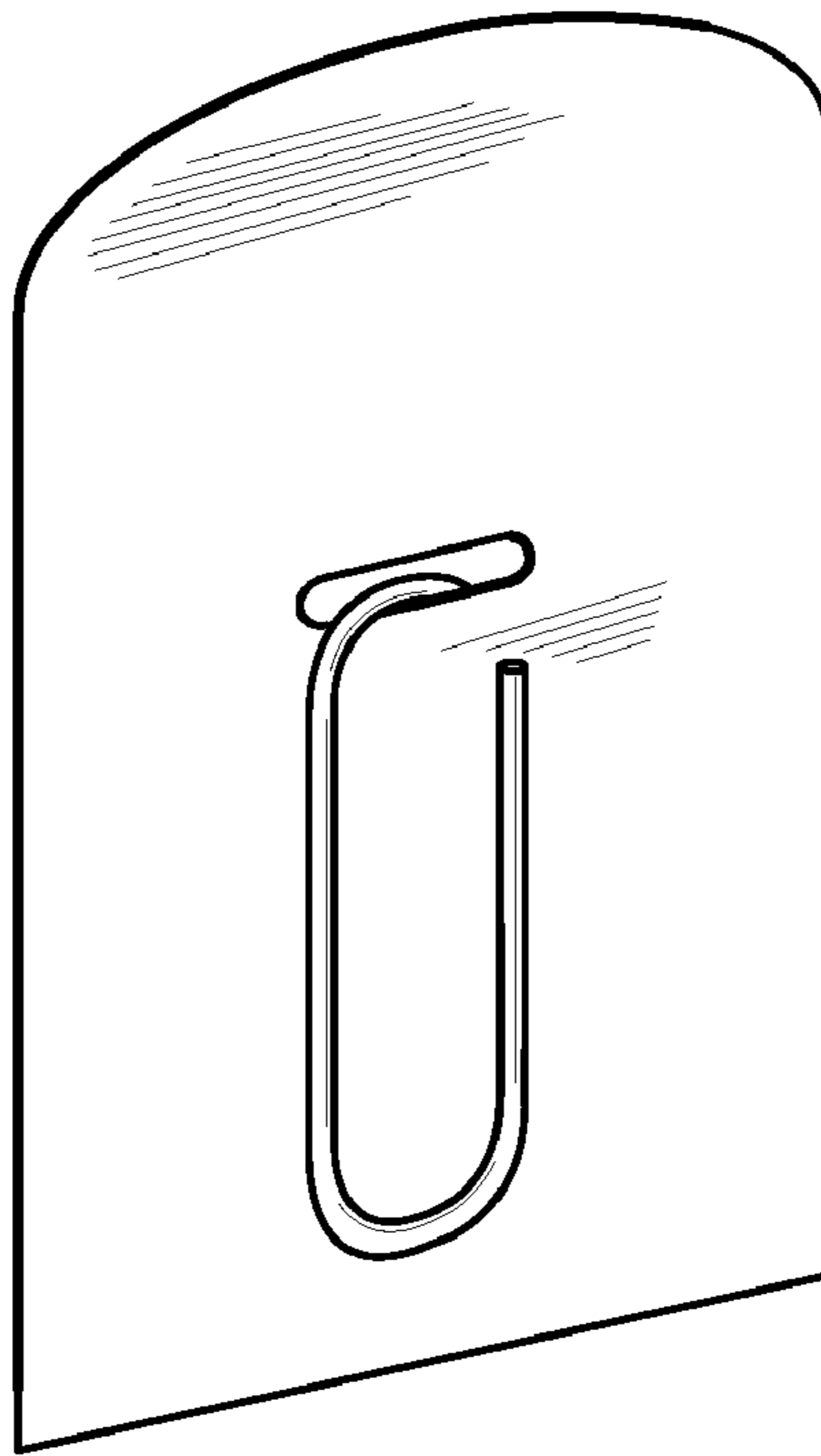


FIG. 11



FIG. 12

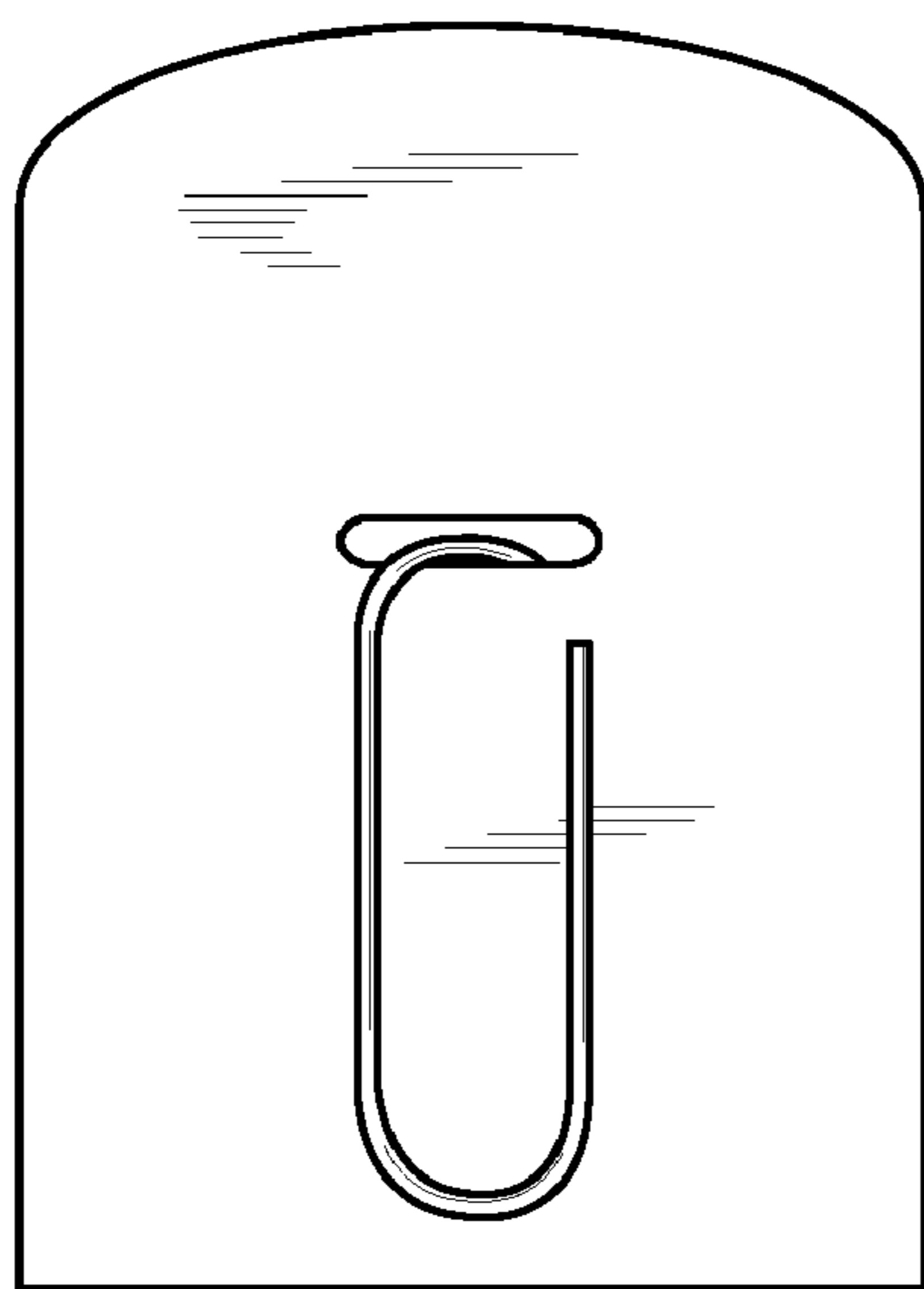


FIG. 8



FIG. 9

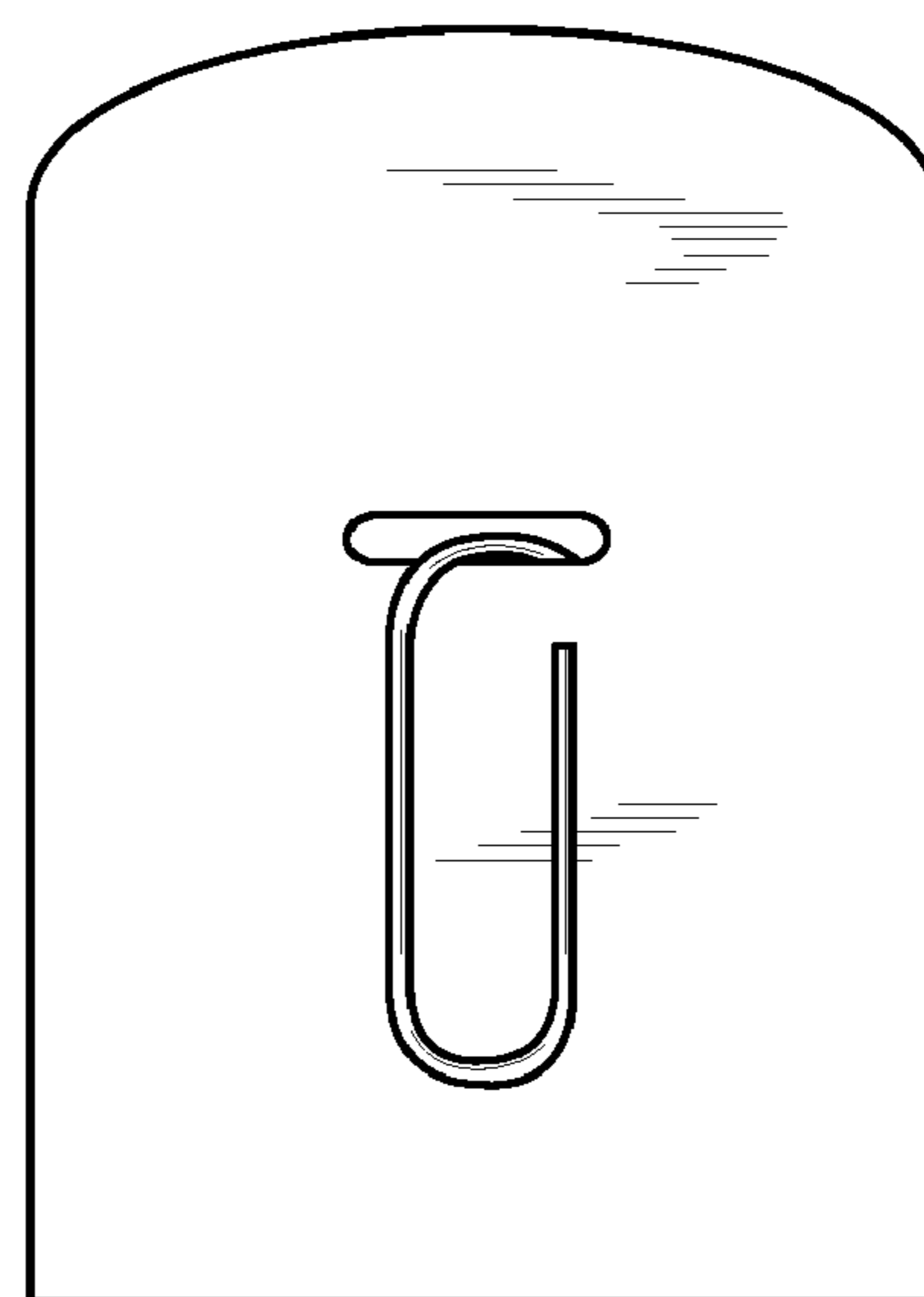


FIG. 10

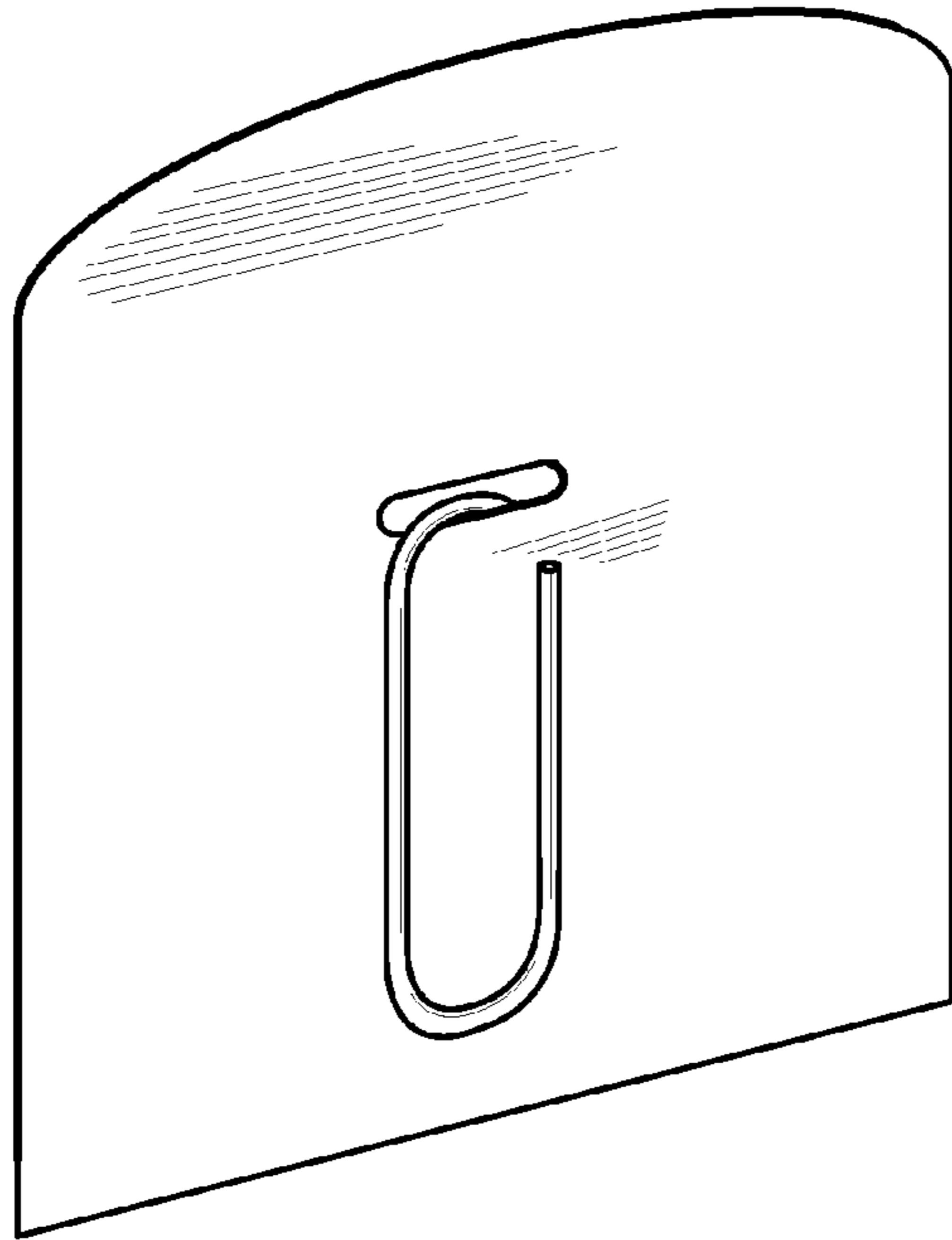


FIG. 13



FIG. 17



FIG. 18

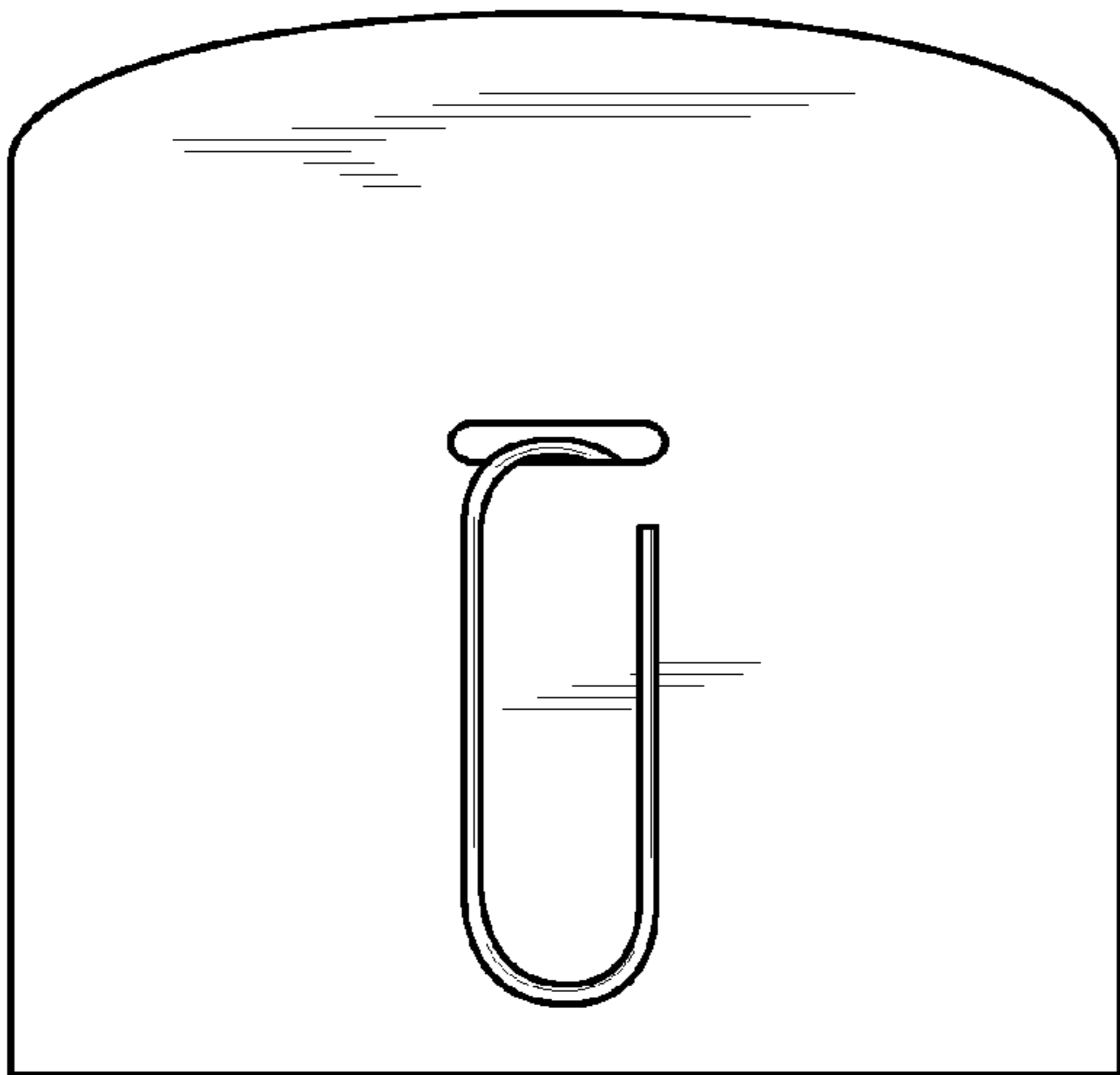


FIG. 14



FIG. 15

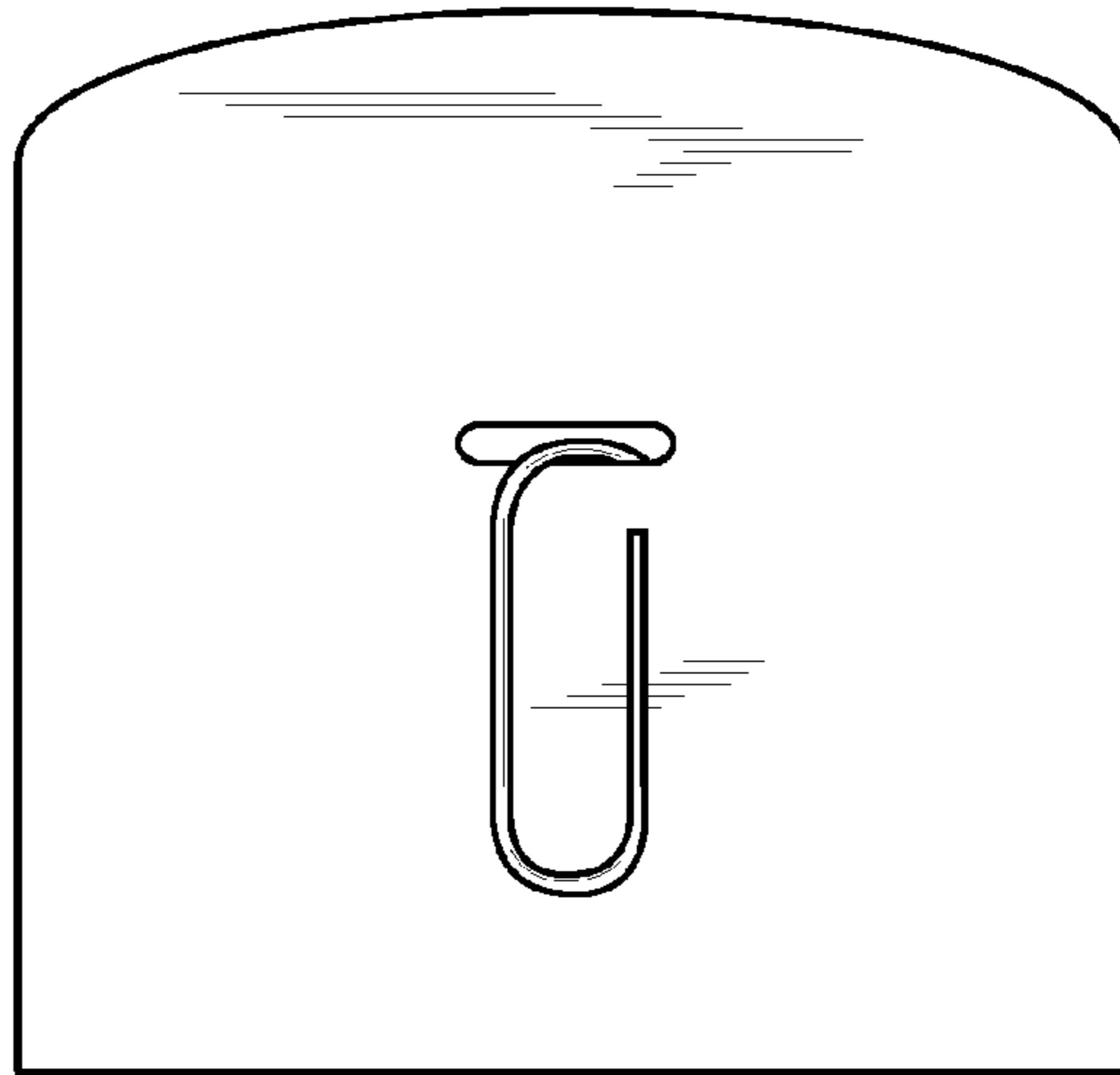


FIG. 16

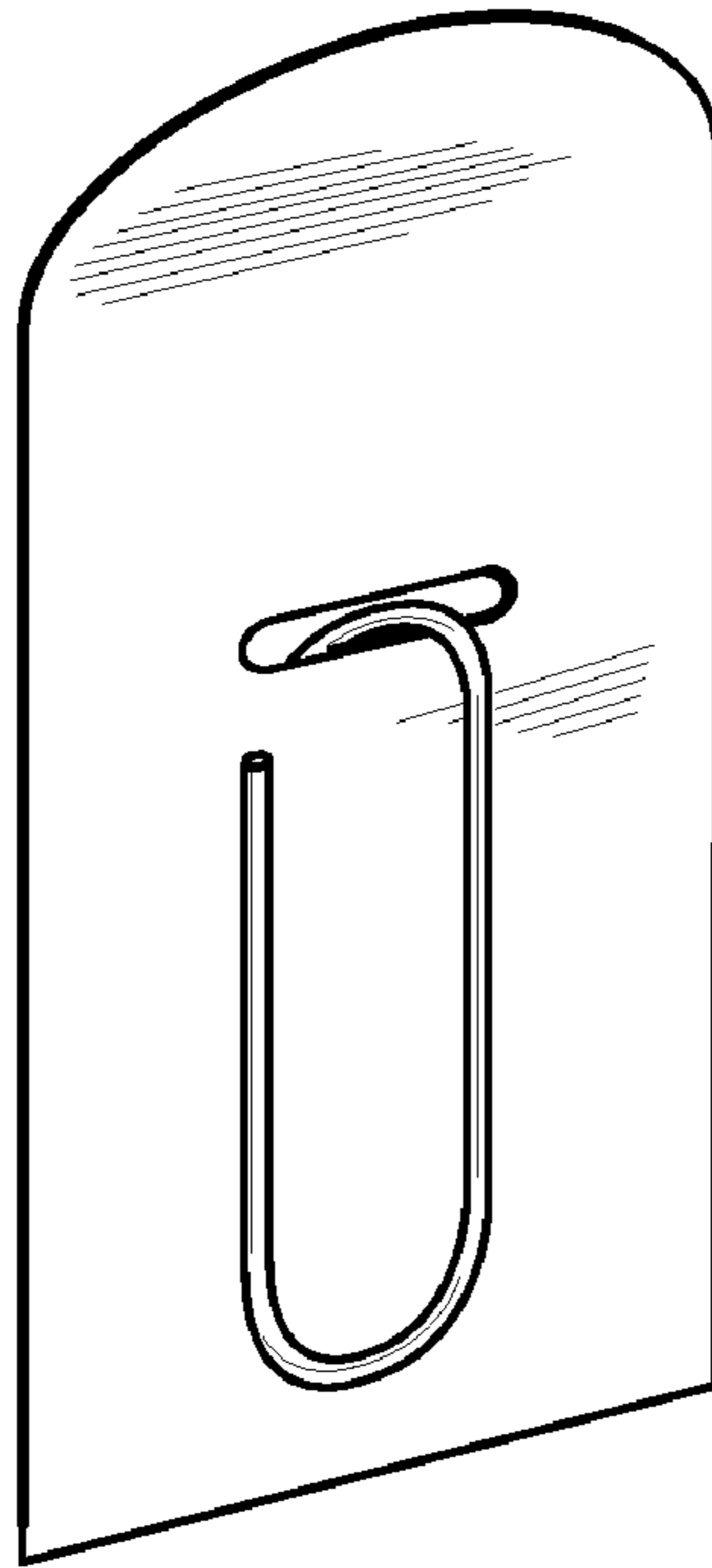


FIG. 19



FIG. 23

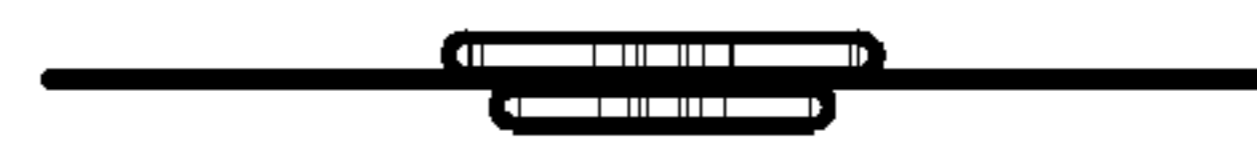


FIG. 24

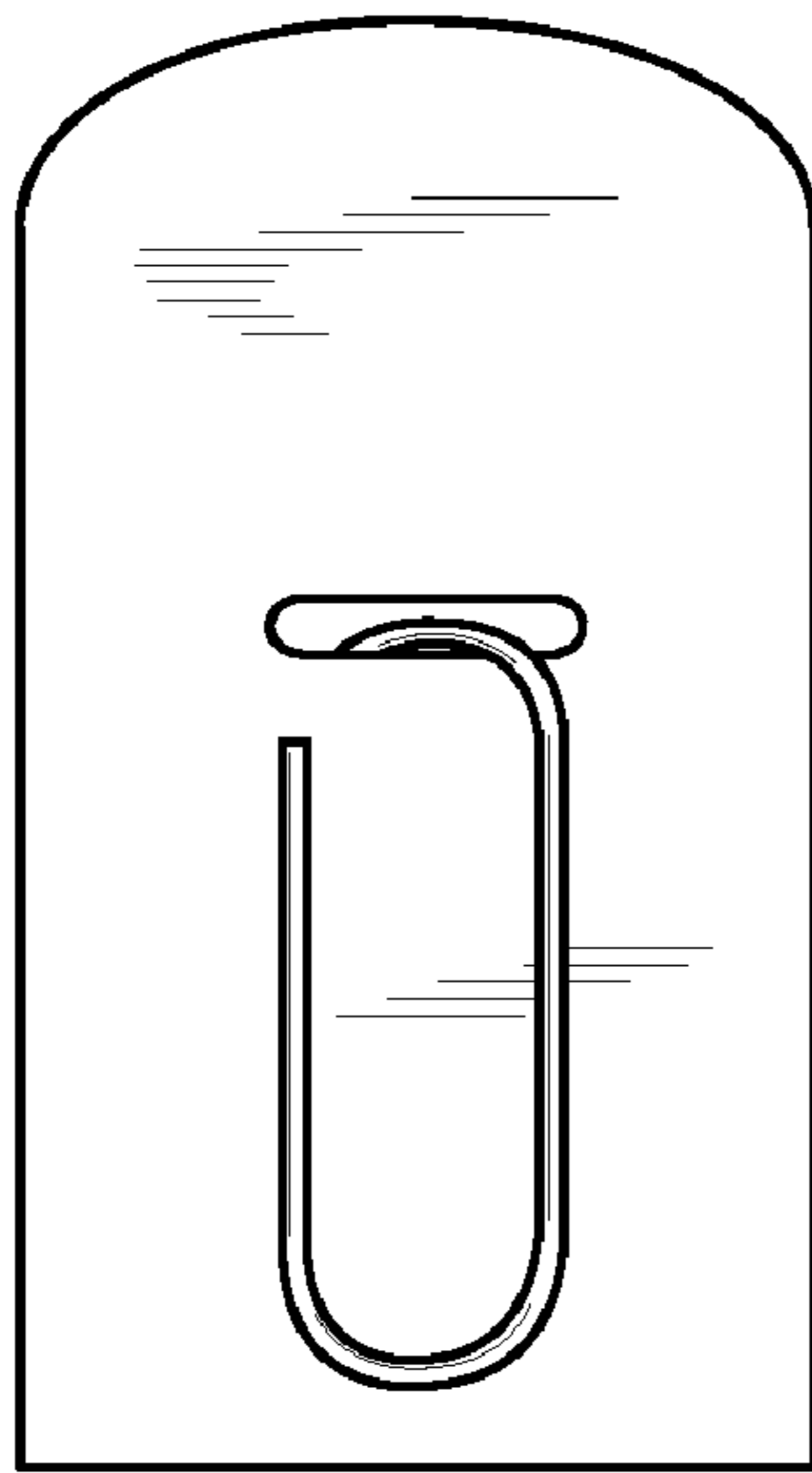


FIG. 20



FIG. 21

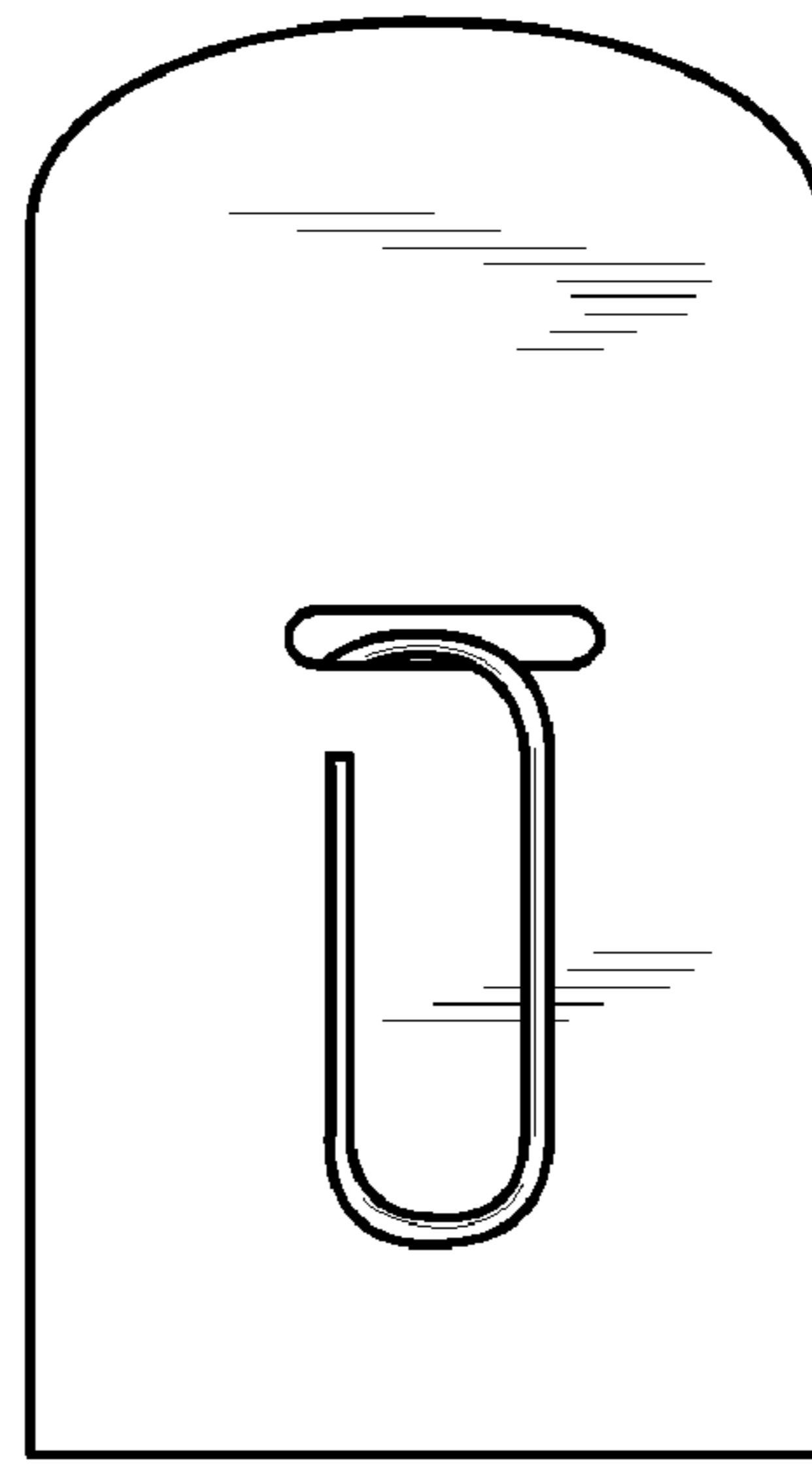


FIG. 22

FIG. 25

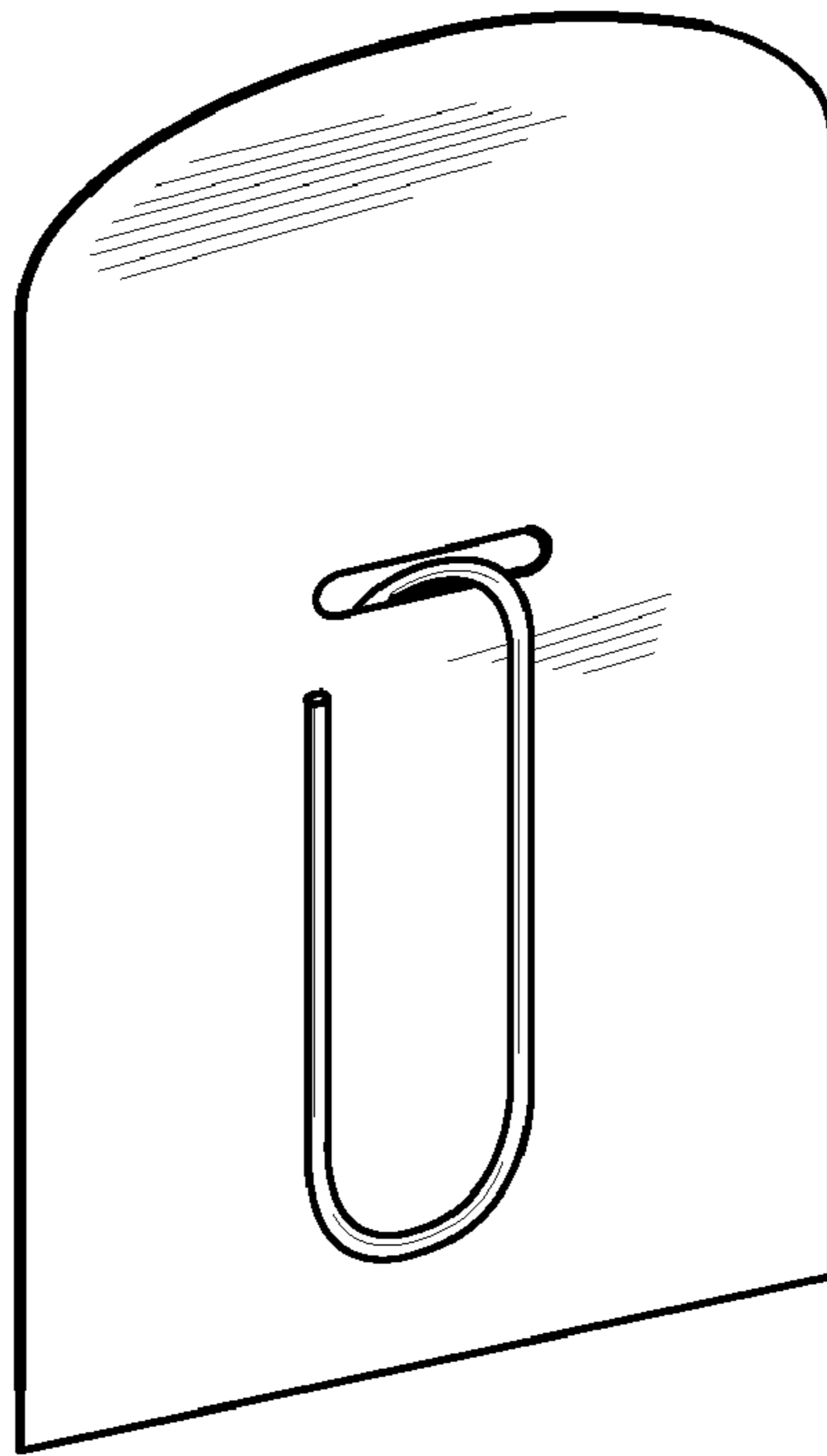


FIG. 29



FIG. 30

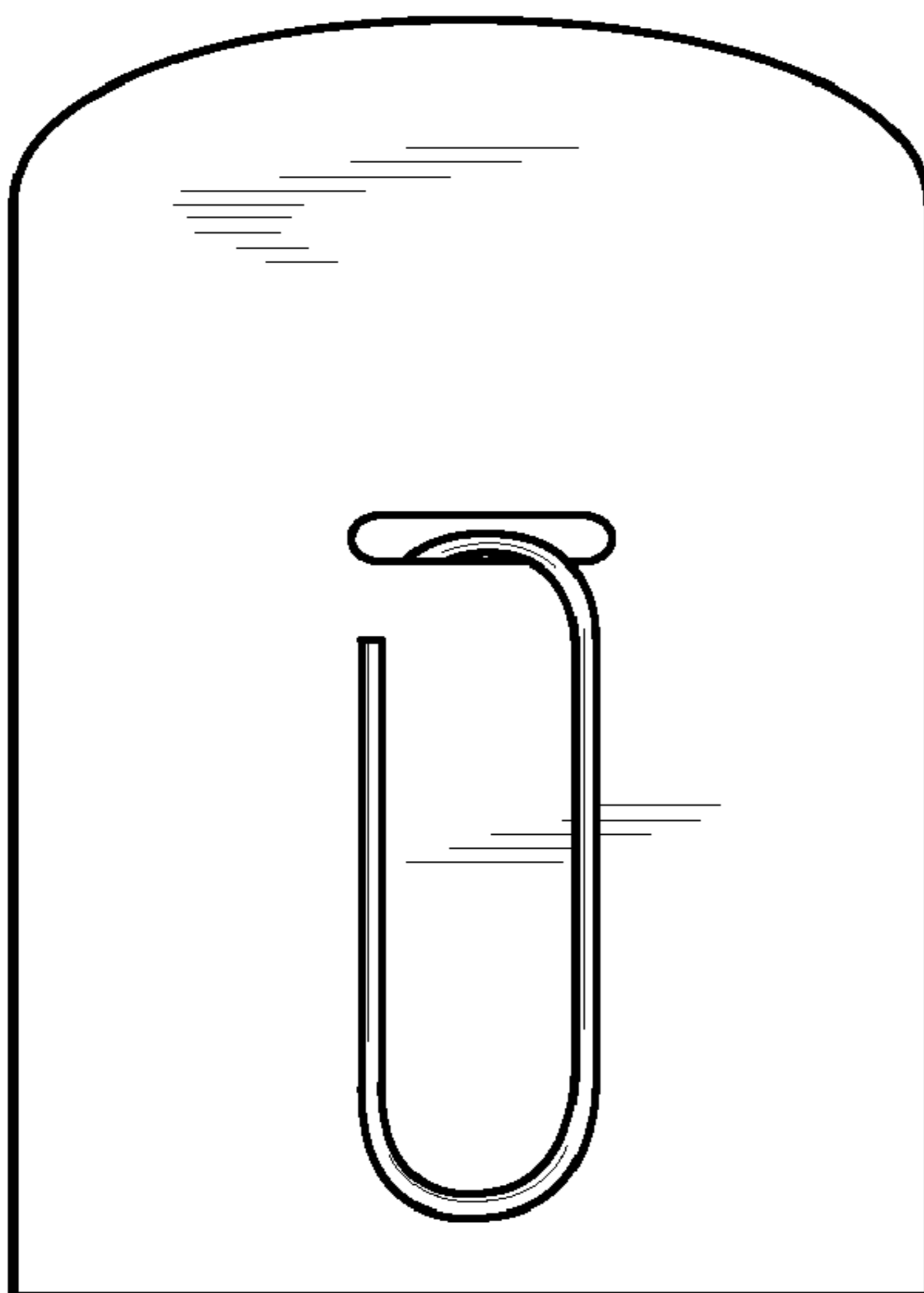


FIG. 26



FIG. 27

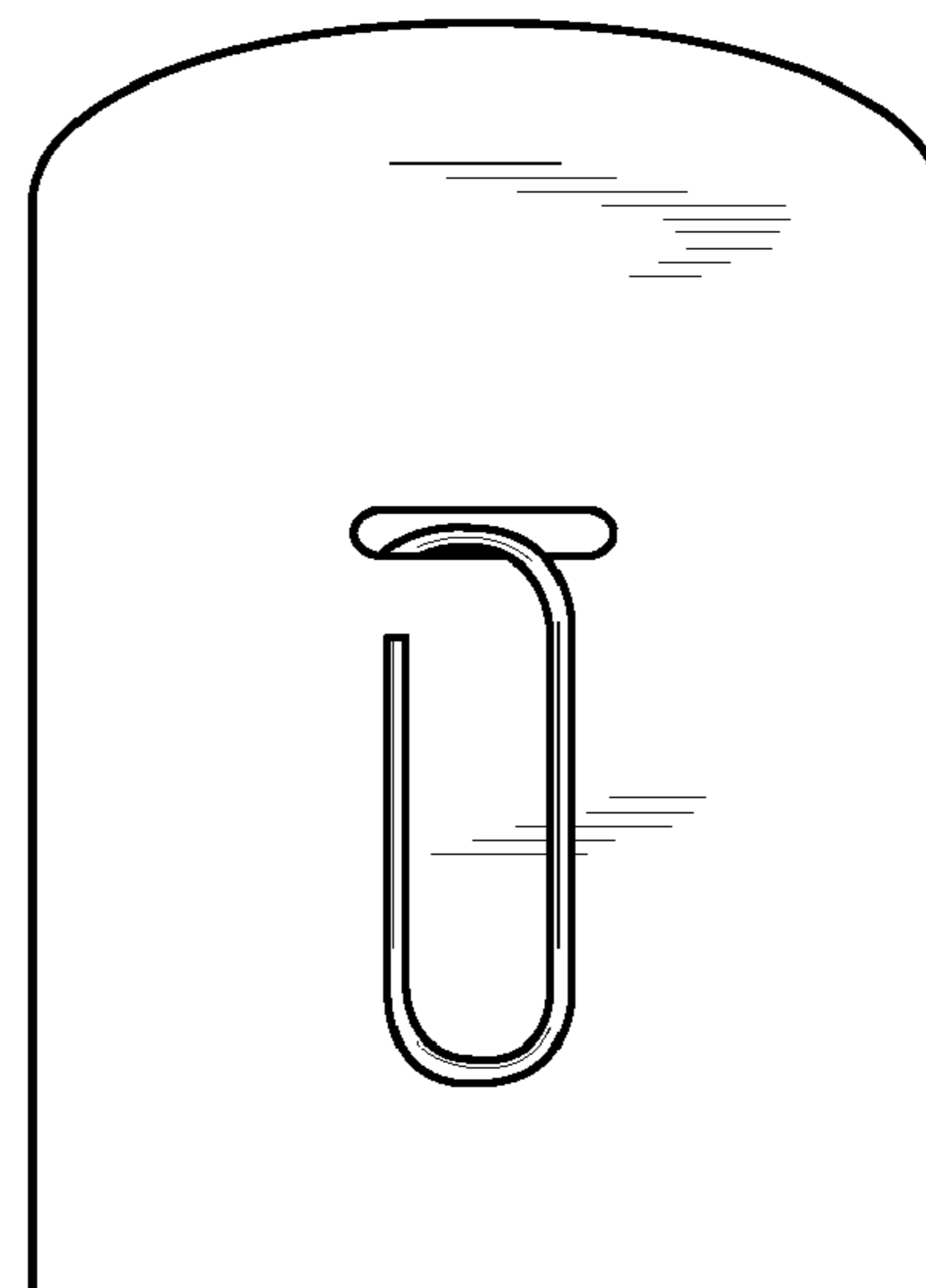


FIG. 28

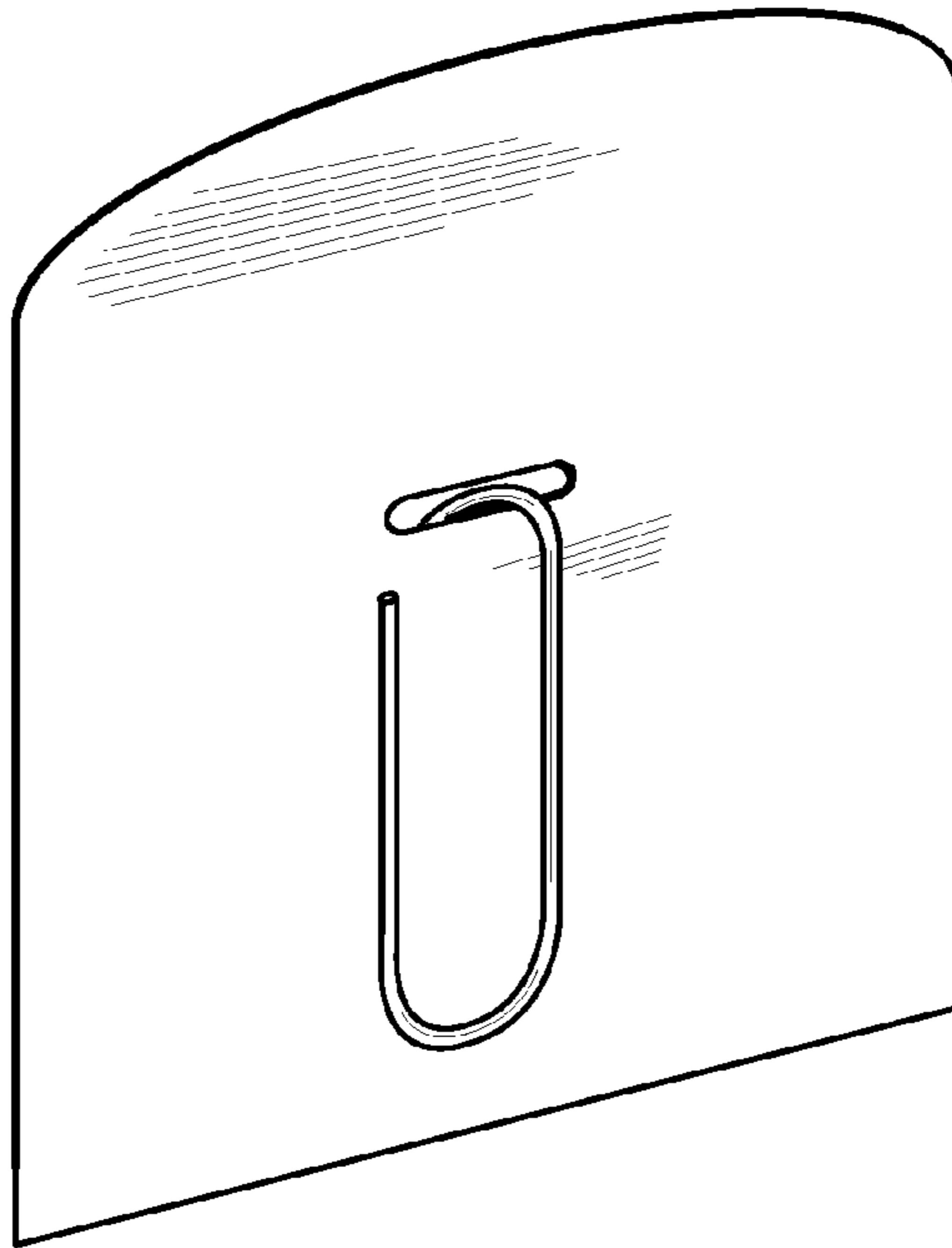


FIG. 31



FIG. 35



FIG. 36

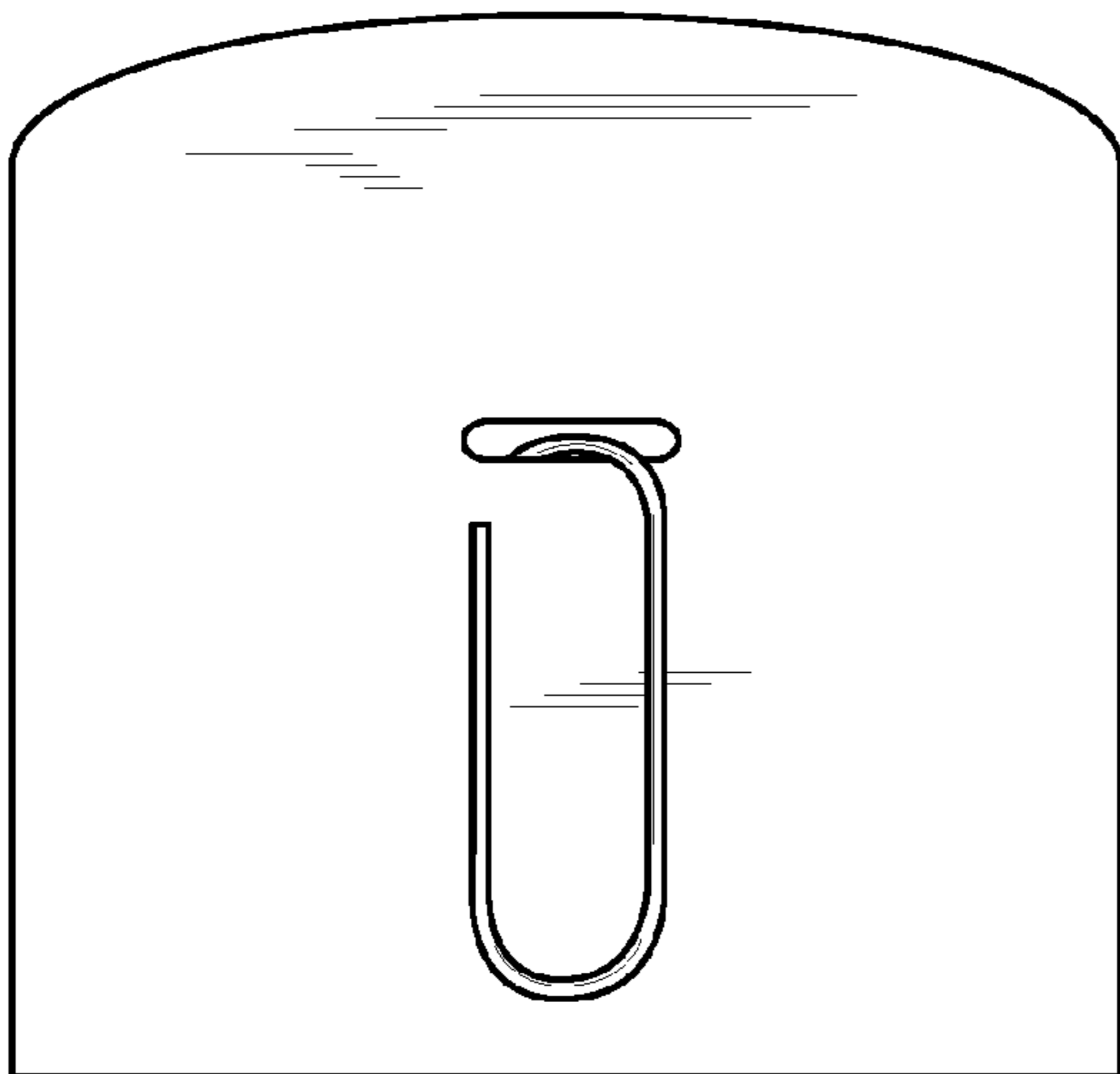


FIG. 32



FIG. 33

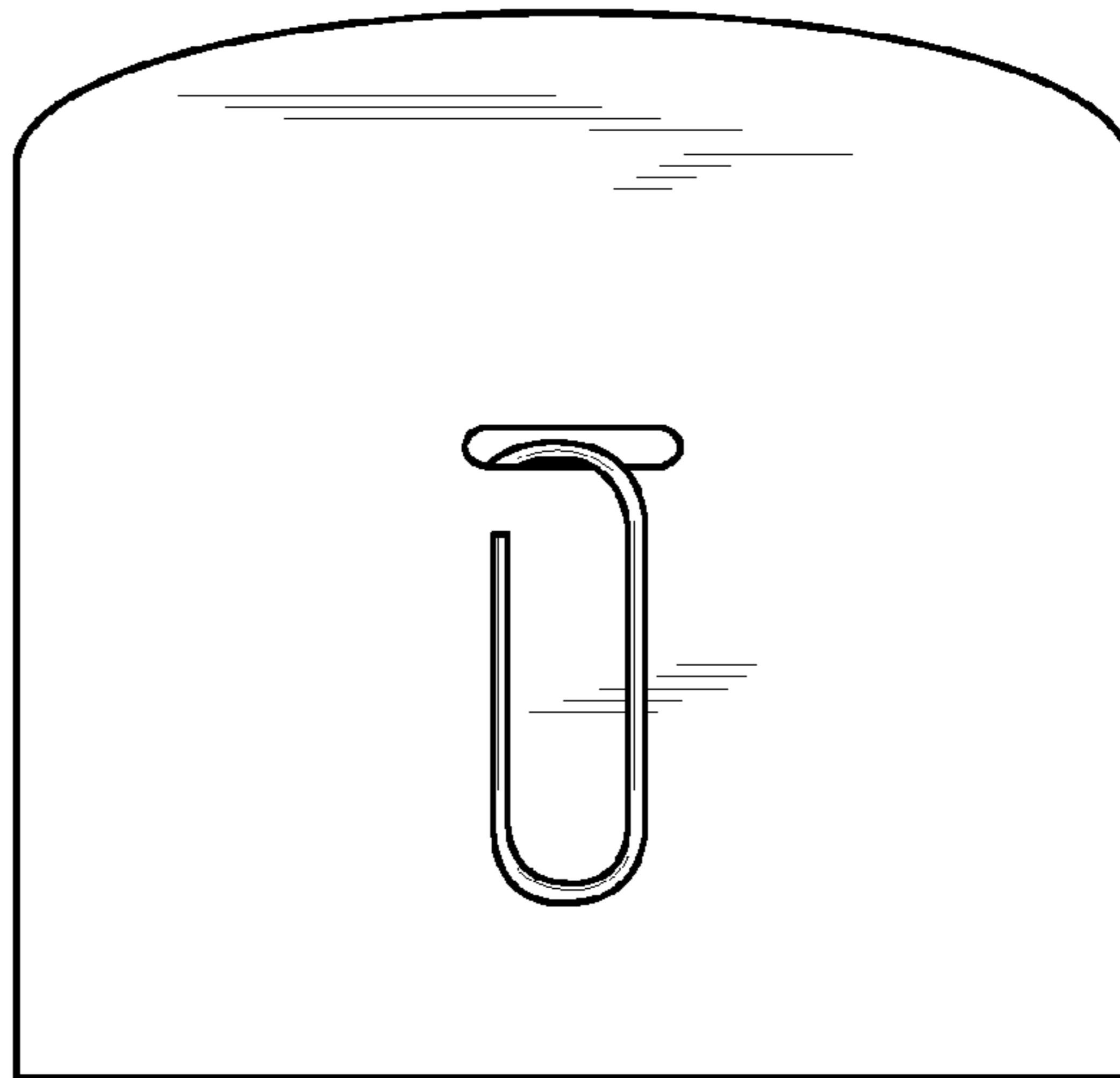


FIG. 34