



US00D562396S

(12) United States Design Patent
Qiu et al.

(10) Patent No.: US D562,396 S
(45) Date of Patent: ** Feb. 19, 2008

(54) **PEN**

(75) Inventors: **Zhiming Qiu**, Zhejiang (CN); **Yu Zhou**, Zhejiang (CN)

(73) Assignee: **Beifa Group Co., Ltd.**, Ningbo (CN)

(**) Term: **14 Years**

(21) Appl. No.: **29/249,937**

(22) Filed: **Oct. 26, 2006**

(30) Foreign Application Priority Data

Apr. 30, 2006 (CN) 2006 3 0024665

(51) **LOC (8) Cl.** **19-06**

(52) **U.S. Cl.** **D19/51**

(58) **Field of Classification Search** D19/35,
D19/36, 41-51, 53-57; 24/11 R, 11 F, 11 P;
401/52, 99, 100, 104-109, 192, 195, 196
See application file for complete search history.

(56) References Cited

U.S. PATENT DOCUMENTS

D138,346 S * 7/1944 Kahn D19/48
D161,695 S * 1/1951 La Mura D4/116
3,077,692 A 2/1963 Shea
D312,837 S * 12/1990 Oka D19/51
D359,757 S 6/1995 Inami
D363,308 S * 10/1995 Sekine D19/48

OTHER PUBLICATIONS

Qiu, Z., et al., U.S. Appl. No. 29/249,776, filed Oct. 20, 2006.
Qiu, Z., et al., U.S. Appl. No. 29/249,781, filed Oct. 20, 2006.
Qiu, Z., et al., U.S. Appl. No. 29/249,784, filed Oct. 20, 2006.
Qiu, Z., et al., U.S. Appl. No. 29/250,733, filed Nov. 29, 2006.
Zhang, Y., U.S. Appl. No. 29/255,375, filed Mar. 7, 2006.
Qiu, Z., et al., U.S. Appl. No. 29/275,048, filed Dec. 11, 2006.
Zhao, F., et al., U.S. Appl. No. 29/276,200, filed Jan. 18, 2007.
Zhao, F., et al., U.S. Appl. No. 29/276,215, filed Jan. 18, 2007.

Primary Examiner—Elizabeth A. Albert

(74) *Attorney, Agent, or Firm*—Christensen O'Connor Johnson Kindness PLLC

(57) CLAIM

The ornamental design for a pen, as shown and described.

DESCRIPTION

FIG. 1 is a front left perspective view of a pen showing our new design;

FIG. 2 is a rear right perspective view of the pen shown in FIG. 1 with the pen cap removed and placed on the opposite end of the pen;

FIG. 3 is an exploded perspective view of the pen shown in FIG. 1;

FIG. 4 is a left side elevation view thereof;

FIG. 5 is a front elevation view thereof;

FIG. 6 is a right side elevation view thereof;

FIG. 7 is a rear elevation view thereof;

FIG. 8 is a bottom plan view thereof;

FIG. 9 is a top plan view thereof;

FIG. 10 is a front elevation view of the pen shown without the cap for convenience of illustration;

FIG. 11 is a left side elevation view thereof;

FIG. 12 is a rear elevation view thereof;

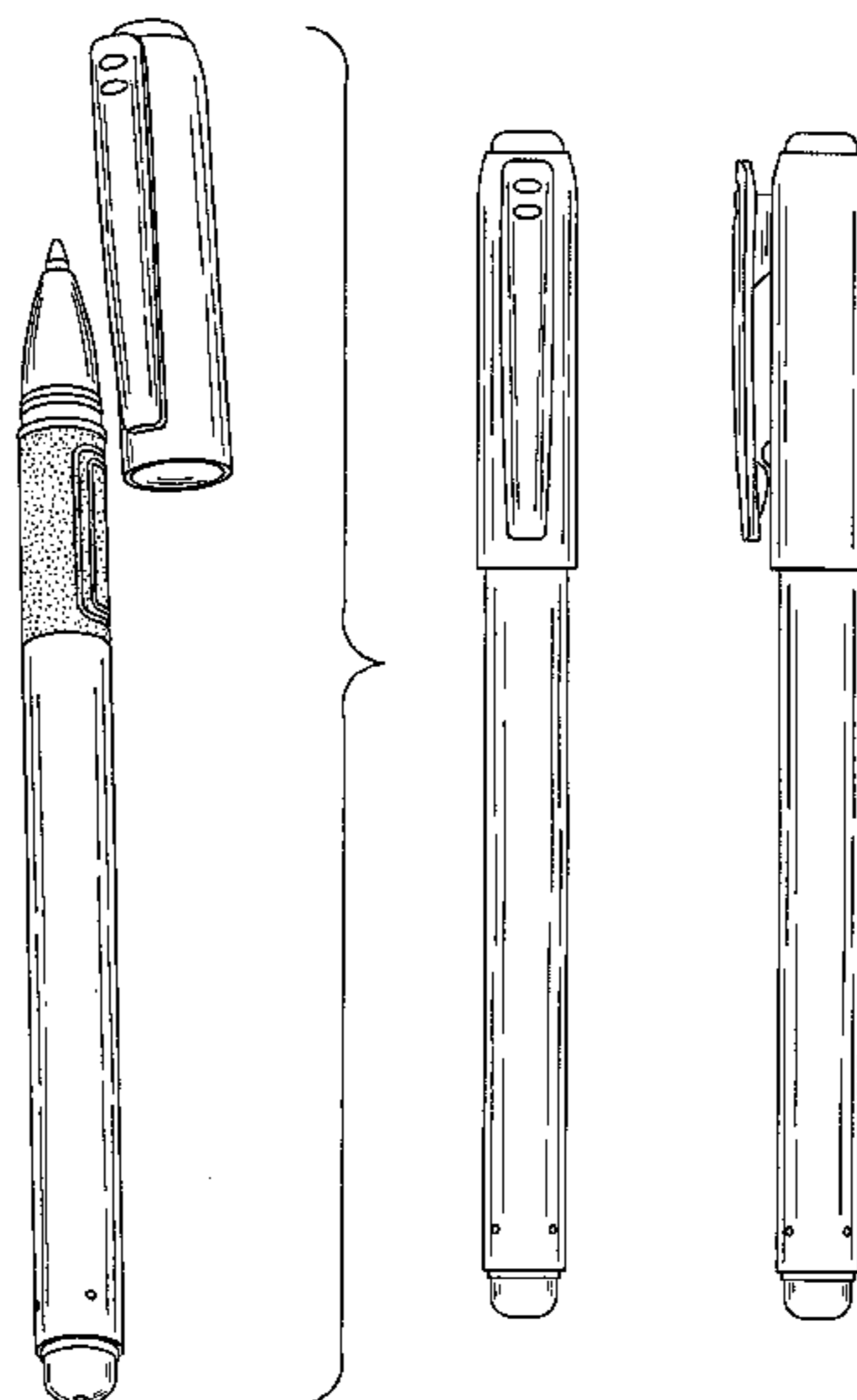
FIG. 13 is a right side elevation view thereof;

FIG. 14 is a bottom plan view thereof; and,

FIG. 15 is a top plan view thereof.

The stippled shading shown on a portion of the pen in FIGS. 2-3 and 10-13 represents a surface texture.

1 Claim, 4 Drawing Sheets



US D562,396 S

Page 2

U.S. PATENT DOCUMENTS

D366,497 S	1/1996	Otake		D496,070 S	9/2004	Furlong	
D367,673 S *	3/1996	Compte	D19/51	D496,399 S	9/2004	Hoffmann	
D404,427 S *	1/1999	Takanashi	D19/48	D497,950 S	11/2004	Takanashi	
D442,635 S	5/2001	Izushima		D498,494 S *	11/2004	Conklin et al.	D19/51
D452,526 S	12/2001	Nishida		D504,151 S	4/2005	Furlong	
D452,527 S	12/2001	Maki		D506,505 S	6/2005	Qiu	
D454,368 S	3/2002	Pellissa Beneyto		D508,530 S	8/2005	Qiu	
D454,588 S	3/2002	Takanashi		D512,098 S	11/2005	Qiu	
D462,386 S	9/2002	Iwase		D540,383 S	4/2007	Nishida	
D483,066 S	12/2003	Takanashi		D541,342 S *	4/2007	Qiu	D19/48
D484,537 S	12/2003	Arita		D546,386 S *	7/2007	Qiu	D19/43
D489,088 S	4/2004	Arita					

* cited by examiner

Fig.1.




Fig.2.

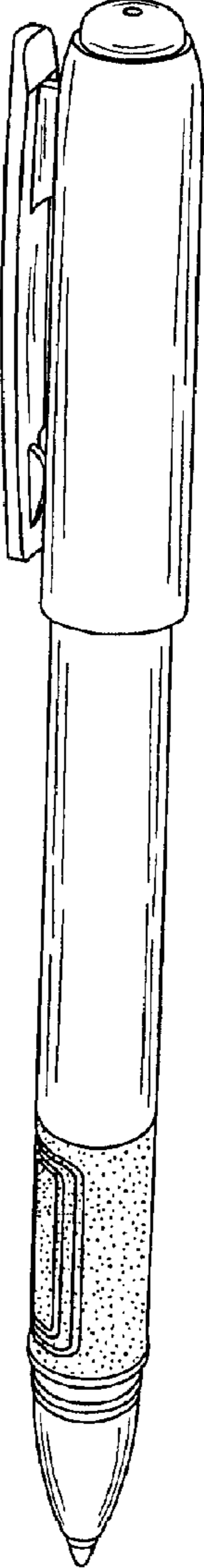
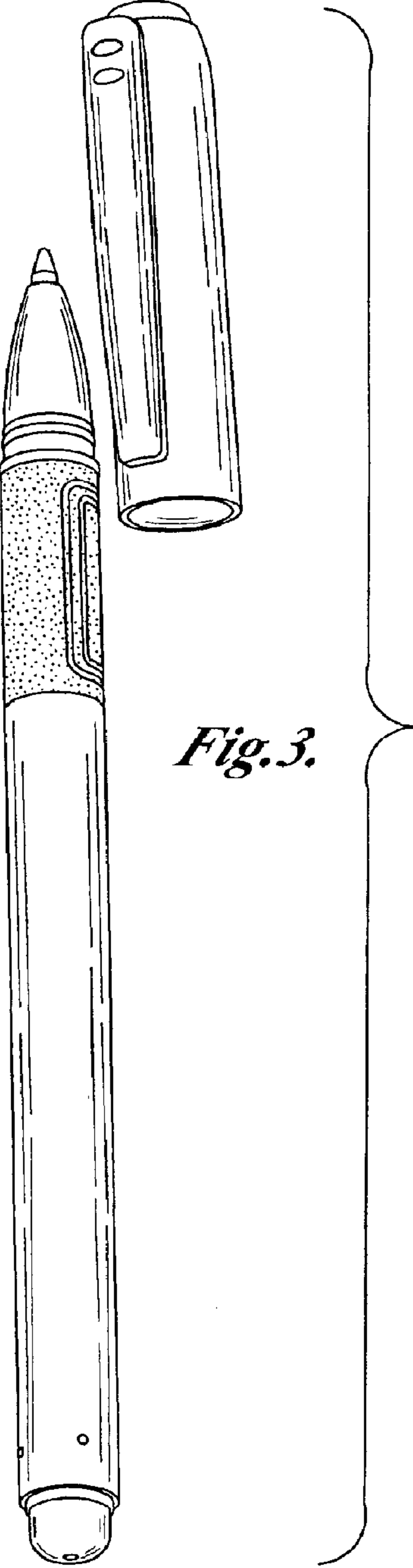


Fig.3.



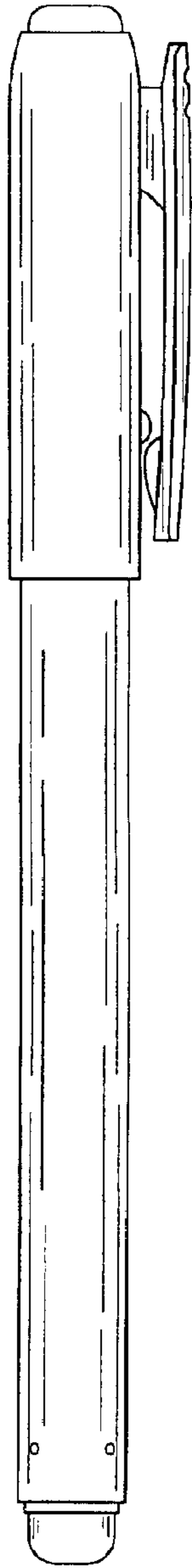


Fig. 4.

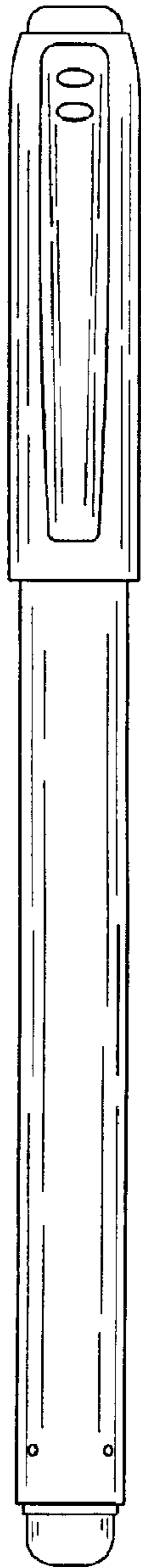


Fig. 5.

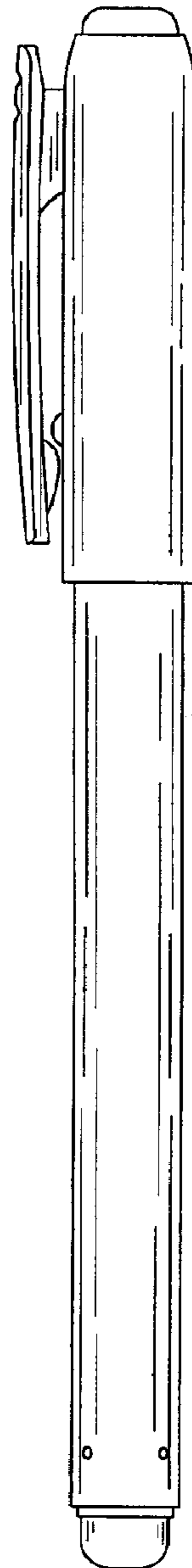


Fig. 6.

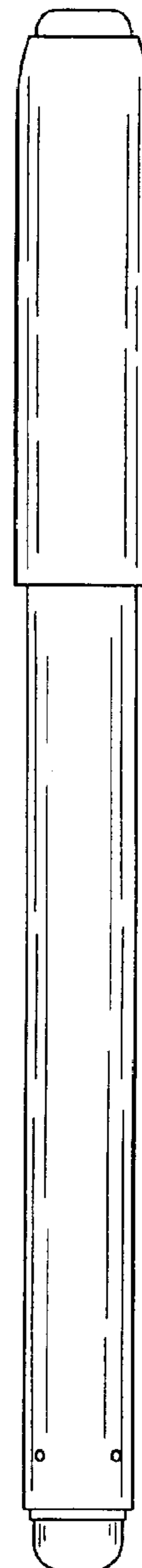


Fig. 7.

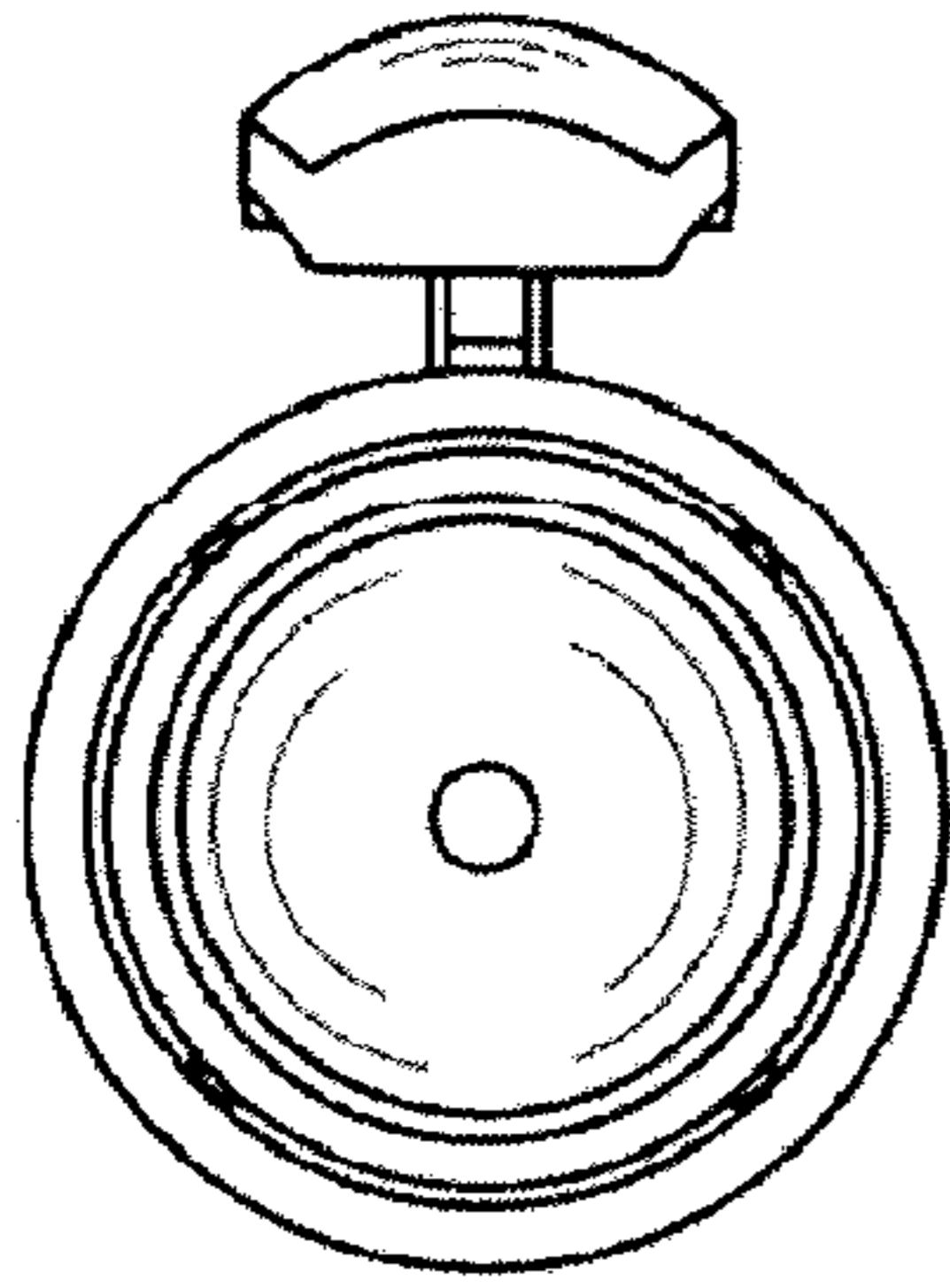


Fig. 8.




Fig. 9.

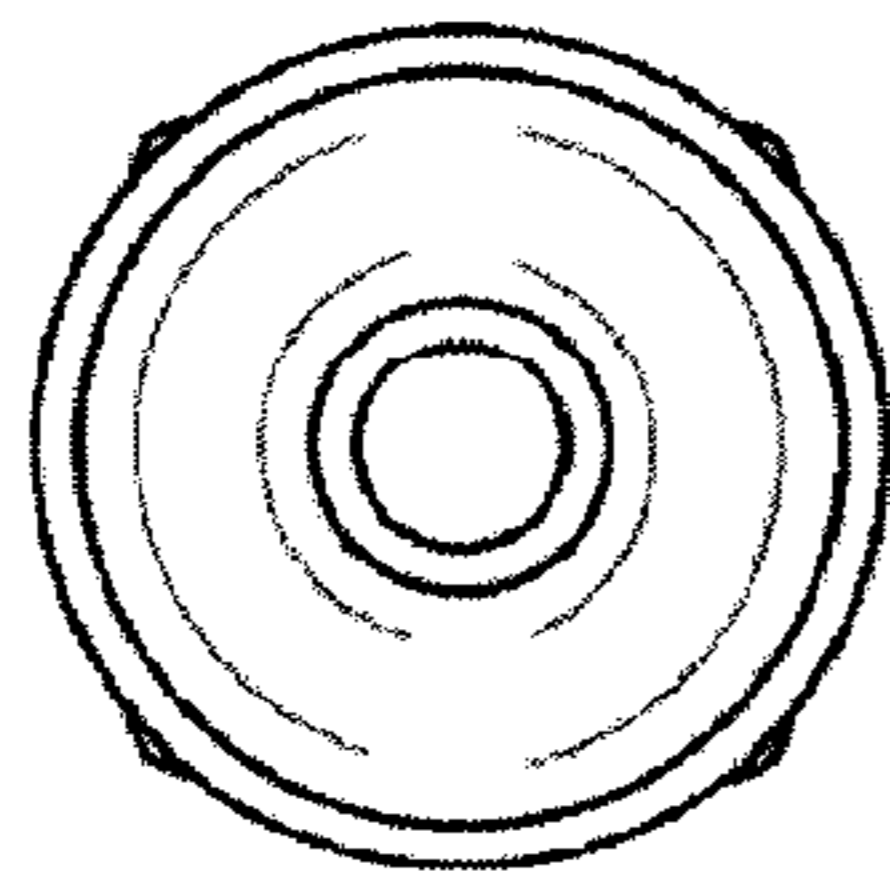


Fig. 14.

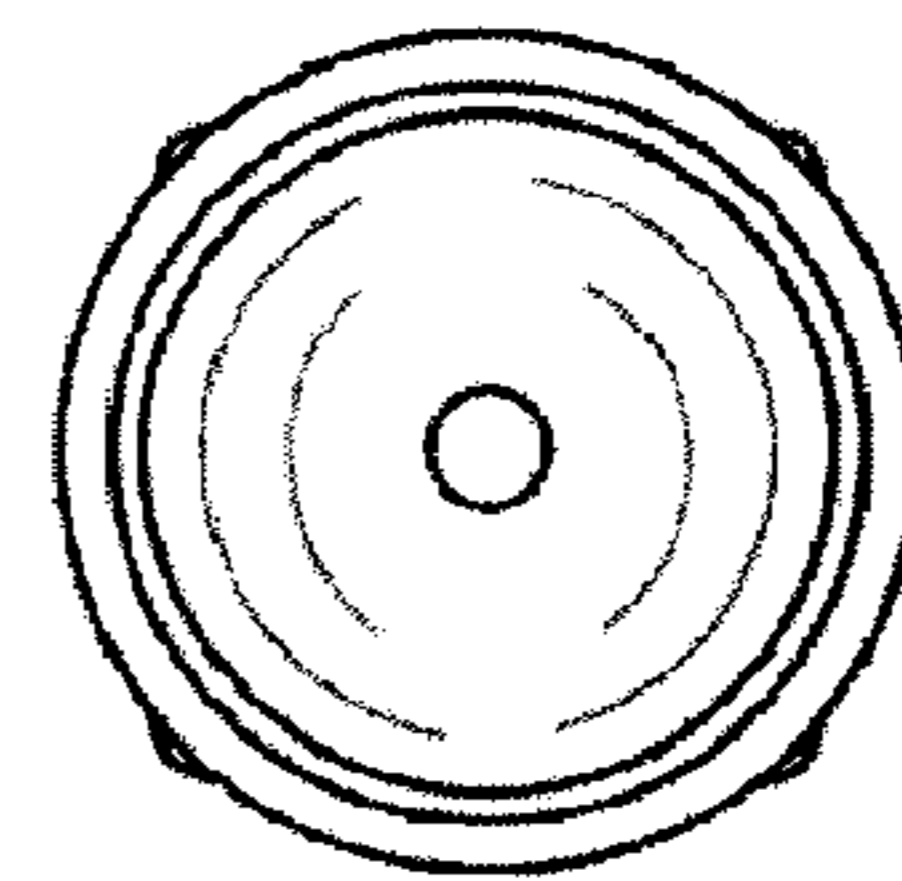


Fig. 15.




Fig. 10.




Fig. 11.




Fig. 12.




Fig. 13.

UNITED STATES PATENT AND TRADEMARK OFFICE
CERTIFICATE OF CORRECTION

PATENT NO. : Des. 562,396 S
APPLICATION NO. : 29/249937
DATED : February 19, 2008
INVENTOR(S) : Z. Qiu et al.

Page 1 of 1

It is certified that error appears in the above-identified patent and that said Letters Patent is hereby corrected as shown below:

<u>COLUMN</u>	<u>LINE</u>	<u>ERROR</u>
Title Page (75) Pg. 1, col. 1	Inventors	“Zhejiang” should read --Ningbo--
Title Page (75) Pg. 1, col. 1	Inventors	“Zhejiang” should read --Ningbo--
Title Page (30) Pg. 1, col. 1	Foreign Appln. Priority Data	“2006 3 0024665” should read --2006 3 0024665.2--

Signed and Sealed this

Thirty-first Day of March, 2009



JOHN DOLL
Acting Director of the United States Patent and Trademark Office