



US00D562395S

(12) **United States Design Patent**
Qiu et al.

(10) **Patent No.:** **US D562,395 S**

(45) **Date of Patent:** **** Feb. 19, 2008**

(54) **PEN**
(75) Inventors: **Zhiming Qiu**, Ningbo (CN); **Yu Zhou**, Ningbo (CN)
(73) Assignee: **Beifa Group Co., Ltd.**, Ningbo (CN)
(**) Term: **14 Years**
(21) Appl. No.: **29/249,936**
(22) Filed: **Oct. 26, 2006**

D497,950 S 11/2004 Takanashi
D504,151 S 4/2005 Furlong
D505,976 S 6/2005 Qiu
D506,505 S 6/2005 Qiu
D508,530 S 8/2005 Qiu
D509,536 S * 9/2005 Nishida D19/43
D512,098 S 11/2005 Qiu
D534,958 S * 1/2007 Nishida D19/51
D540,383 S * 4/2007 Nishida D19/43
D540,384 S * 4/2007 Qiu D19/43
D550,771 S * 9/2007 Qiu D19/46

(30) **Foreign Application Priority Data**
Apr. 28, 2006 (CN) 2006 3 0010441
(51) **LOC (8) Cl.** **19-06**
(52) **U.S. Cl.** **D19/51**
(58) **Field of Classification Search** D19/35,
D19/36, 41-51, 53-57; 24/11 R, 11 F, 11 P;
401/52, 99, 100, 104-109, 192, 195, 196
See application file for complete search history.

OTHER PUBLICATIONS

Qiu, Z., et al., U.S. Appl. No. 29/249,774, filed Oct. 20, 2006.

(Continued)

Primary Examiner—Elizabeth A. Albert
(74) *Attorney, Agent, or Firm*—Christensen O'Connor Johnson Kindness PLLC

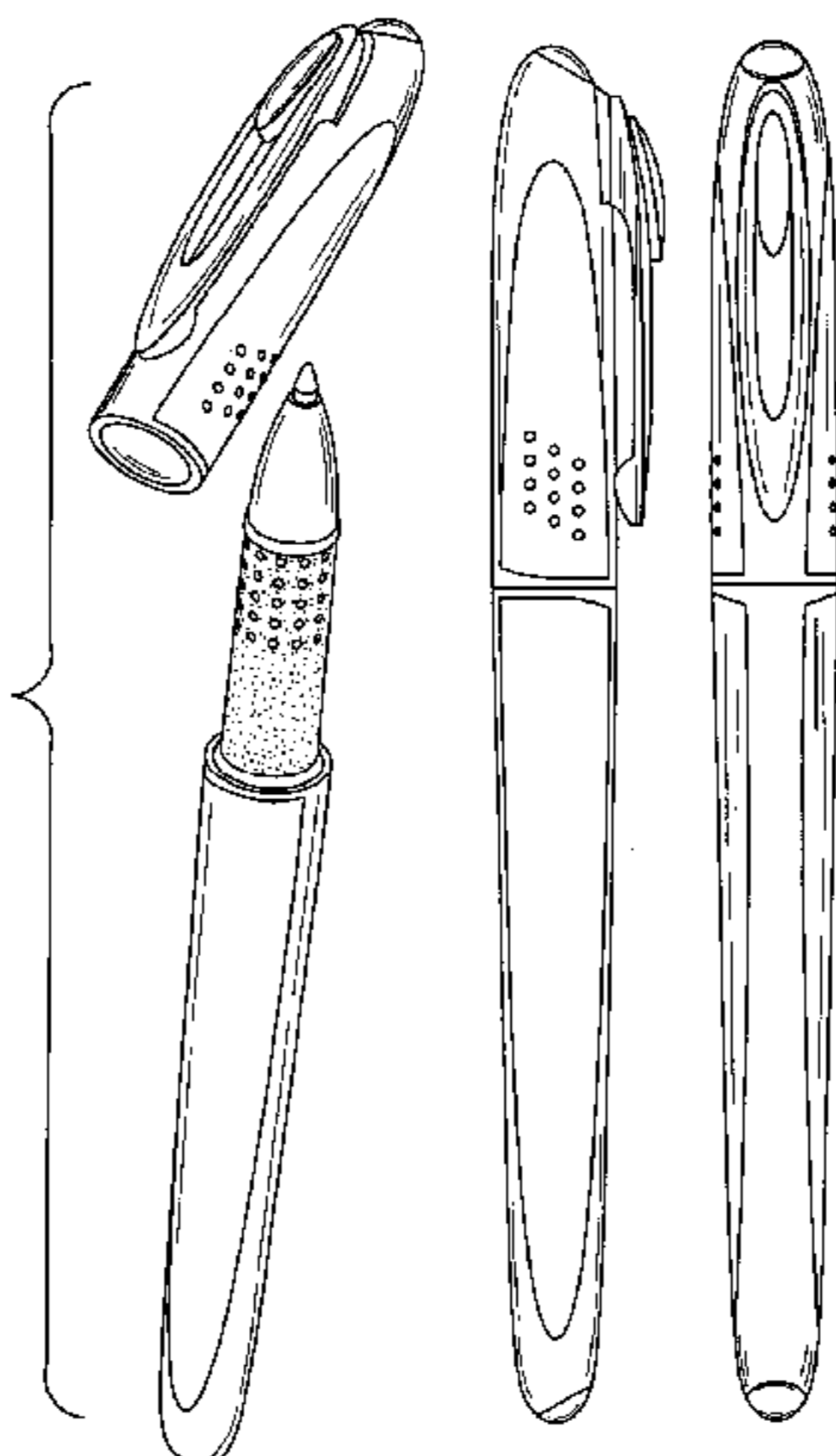
(56) **References Cited**
U.S. PATENT DOCUMENTS
D162,805 S 4/1951 Ferber
D253,060 S 10/1979 Itoh
D359,757 S 6/1995 Inami
D366,498 S 1/1996 Abe
D404,426 S 1/1999 Takanashi
D446,813 S 8/2001 Yoon
D454,588 S 3/2002 Takanashi
D455,174 S 4/2002 Traut
D456,040 S 4/2002 Moon
D462,386 S 9/2002 Iwase
D462,990 S 9/2002 Hwang
D472,576 S 4/2003 Koury
D482,067 S * 11/2003 Yang D19/50
D483,066 S 12/2003 Takanashi
D483,067 S * 12/2003 Takanashi D19/43
D484,537 S 12/2003 Arita
D489,088 S 4/2004 Arita
D496,399 S 9/2004 Hoffmann
D496,961 S 10/2004 Daida
D497,643 S * 10/2004 Nishida D19/51

(57) **CLAIM**
The ornamental design for a pen, as shown and described.

DESCRIPTION

FIG. 1 is a front left perspective view of a pen showing our new design;
FIG. 2 is a rear right perspective view of the pen shown in FIG. 1 with the pen cap removed and placed on the opposite end of the pen;
FIG. 3 is an exploded perspective view of the pen shown in FIG. 1;
FIG. 4 is a left side elevation view thereof;
FIG. 5 is a top plan view thereof;
FIG. 6 is a front elevation view thereof;
FIG. 7 is a right side elevation view thereof;
FIG. 8 is a bottom plan view thereof; and,
FIG. 9 is a rear elevation view thereof.
The stippled shading shown on a portion of the pen in FIGS. 2 and 3 represents a surface texture.

1 Claim, 4 Drawing Sheets



OTHER PUBLICATIONS

Qiu, Z., et al., U.S. Appl. No. 29/249,781, filed Oct. 20, 2006.
Qiu, Z., et al., U.S. Appl. No. 29/249,783, filed Oct. 20, 2006.
Qiu, Z., et al., U.S. Appl. No. 29/249,784, filed Oct. 20, 2006.
Qiu, Z., et al., U.S. Appl. No. 29/249,937, filed Oct. 26, 2006.
Qiu, Z., et al., U.S. Appl. No. 29/250,733, filed Nov. 29, 2006.

Zhang, Y., U.S. Appl. No. 29/255,375, filed Mar. 7, 2006.
Qiu, Z., et al., U.S. Appl. No. 29/256,626, filed Mar. 22, 2006.
Qiu, Z., et al., U.S. Appl. No. 29/275,048, filed Dec. 11, 2006.
Zhao, F., et al., U.S. Appl. No. 29/276,199, filed Jan. 18, 2007.
Zhao, F., et al., U.S. Appl. No. 29/276,215, filed Jan. 18, 2007.

* cited by examiner




Fig. 1.

Fig. 2.

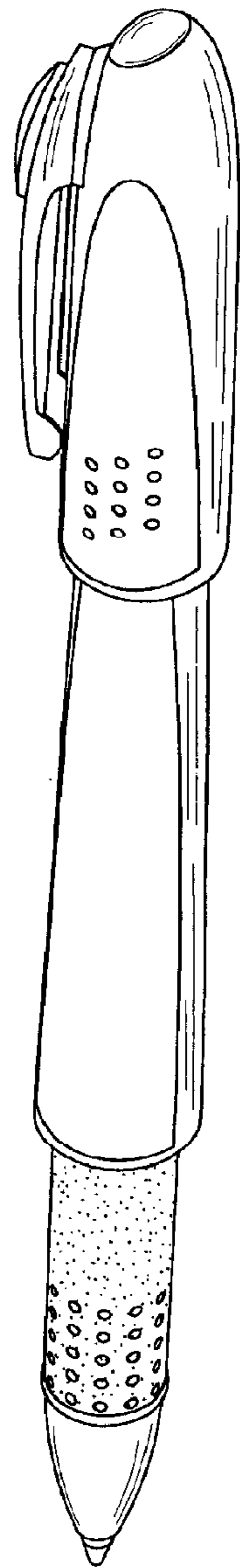
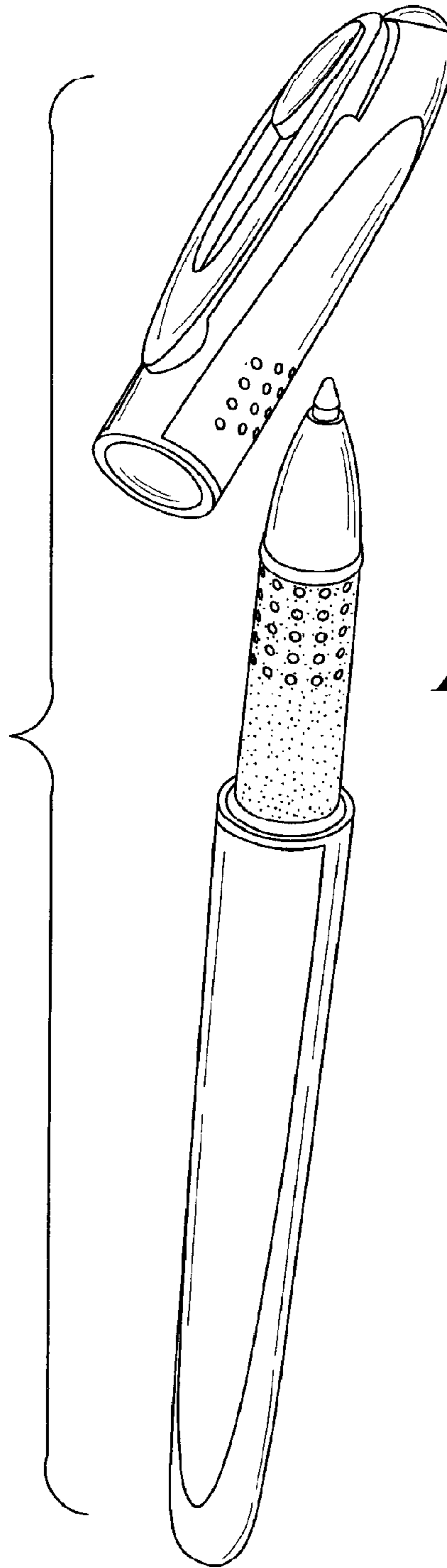


Fig. 3.



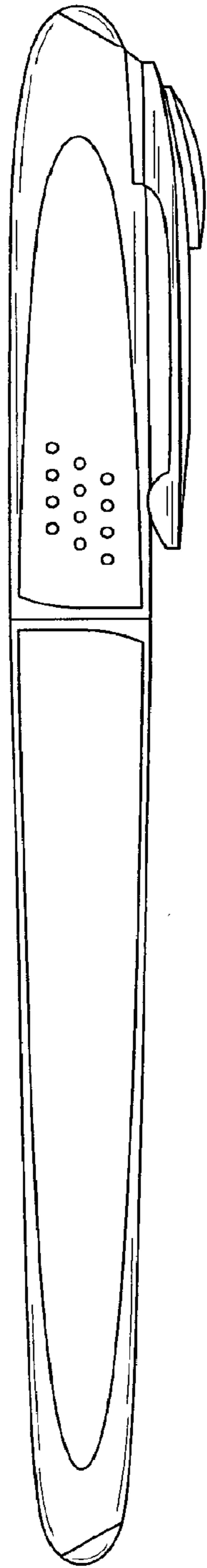


Fig. 4.

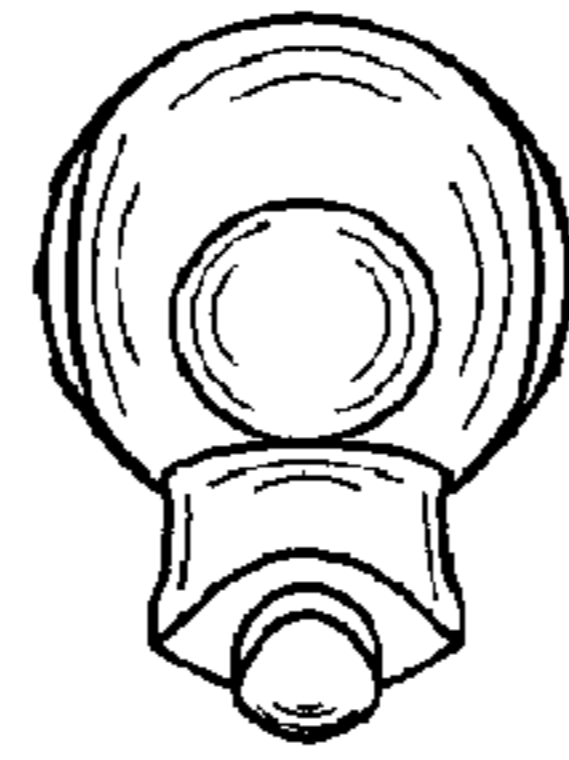


Fig. 5.



Fig. 6.

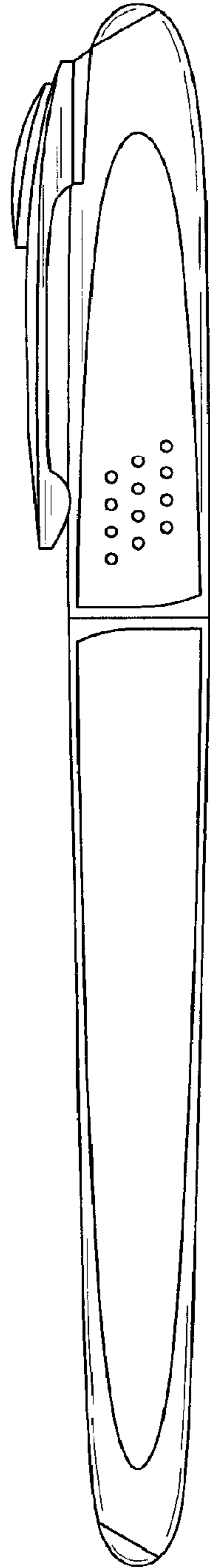


Fig. 7.



Fig. 8.




Fig. 9.

UNITED STATES PATENT AND TRADEMARK OFFICE
CERTIFICATE OF CORRECTION

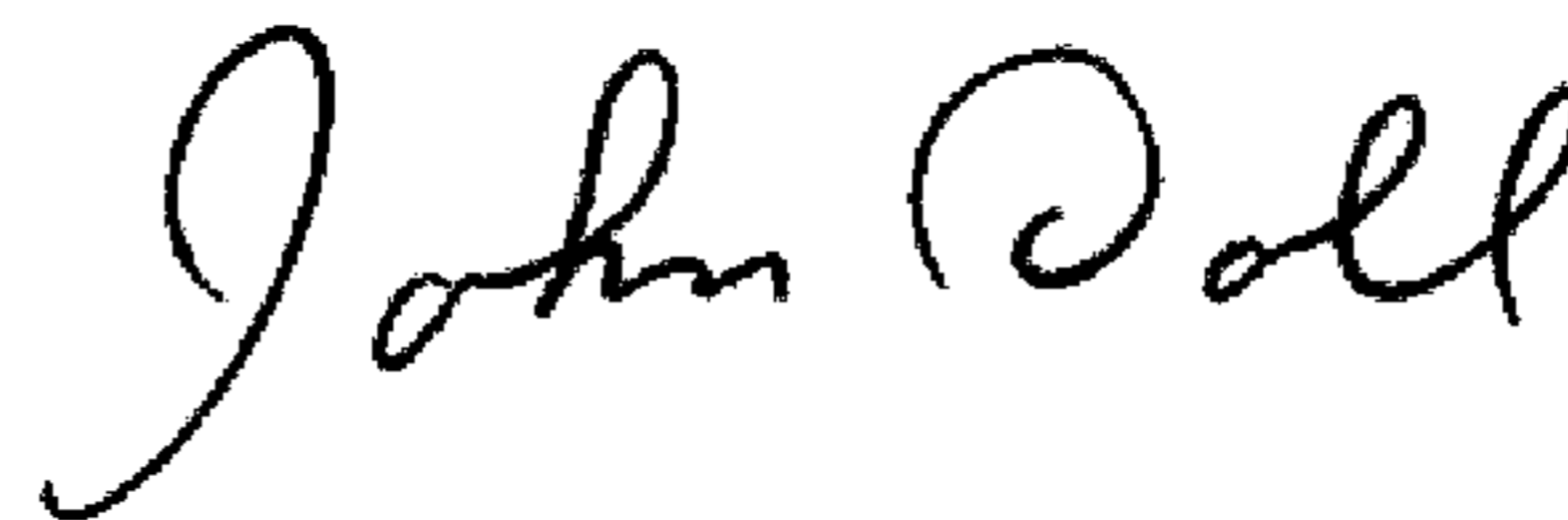
PATENT NO. : Des. 562,395 S
APPLICATION NO. : 29/249936
DATED : February 19, 2008
INVENTOR(S) : Z. Qiu et al.

Page 1 of 1

It is certified that error appears in the above-identified patent and that said Letters Patent is hereby corrected as shown below:

<u>COLUMN</u>	<u>LINE</u>	<u>ERROR</u>
(30) Pg. 1, col. 1	Foreign Appl. Priority Data	“2006 3 0010441” should read --2006 3 0010441.6--

Signed and Sealed this
Seventh Day of April, 2009



JOHN DOLL
Acting Director of the United States Patent and Trademark Office