

US00D562393S

(12) **United States Design Patent**
Qiu et al.

(10) **Patent No.:** **US D562,393 S**
(45) **Date of Patent:** **** Feb. 19, 2008**

(54) **PEN**
(75) Inventors: **Zhiming Qiu**, Zhejiang (CN); **Junbo Mao**, Zhejiang (CN); **Junlin Tan**, Zhejiang (CN)

D484,537 S 12/2003 Arita
D492,349 S * 6/2004 Qiu D19/50
D494,219 S * 8/2004 Arita D19/51
D496,961 S 10/2004 Daida
D497,950 S 11/2004 Takanashi

(73) Assignee: **Beifa Group Co., Ltd.**, Ningbo (CN)

(Continued)

(**) Term: **14 Years**

OTHER PUBLICATIONS

(21) Appl. No.: **29/249,770**

Qiu, Z., et al., U.S. Appl. No. 29/249,774, filed Oct. 20, 2006.
Qiu, Z., et al., U.S. Appl. No. 29/249,781, filed Oct. 20, 2006.

(22) Filed: **Oct. 20, 2006**

(Continued)

(30) **Foreign Application Priority Data**

Apr. 21, 2006 (CN) 2006 3 0024442

Primary Examiner—Elizabeth A. Albert
Assistant Examiner—Karen E Eldridge Powers
(74) *Attorney, Agent, or Firm*—Christensen O'Connor Johnson Kindness PLLC

(51) **LOC (8) Cl.** **19-06**

(52) **U.S. Cl.** **D19/51**

(58) **Field of Classification Search** D19/35,
D19/36, 41, 42, 43, 44, 45, 46, 47, 48, 49,
D19/50, 51, 54, 55, 56, 57; 24/11 R, 11 F,
24/11 P; 40/334; 401/52, 99, 100, 104,
401/105, 106, 107, 108, 109, 192, 195, 196
See application file for complete search history.

(57) **CLAIM**

The ornamental design for a pen, as shown and described.

(56) **References Cited**

U.S. PATENT DOCUMENTS

D83,591 S	3/1931	Bienenstein	
D89,846 S *	5/1933	Anderson	D19/48
D179,425 S *	12/1956	Parker	D19/57
D327,707 S	7/1992	Katami	
D366,498 S	1/1996	Abe	
D404,426 S	1/1999	Takanashi	
D451,545 S *	12/2001	Tsuchikura	D19/36
D452,707 S *	1/2002	Kazaoka	D19/36
D454,588 S	3/2002	Takanashi	
D454,590 S *	3/2002	Sakuno	D19/57
D455,174 S	4/2002	Traut	
D457,187 S *	5/2002	Mittersinker et al.	D19/51
D462,386 S *	9/2002	Iwase et al.	D19/43
D462,990 S	9/2002	Hwang	
D469,469 S *	1/2003	Schminke et al.	D19/69
D472,576 S	4/2003	Koury	
D484,186 S	12/2003	Monti	

DESCRIPTION

FIG. 1 is a front left perspective view of a pen showing our new design;

FIG. 2 is a rear right perspective view of the pen shown in FIG. 1 with the pen cap removed and placed on the opposite end of the pen;

FIG. 3 is a front elevation view of the pen shown in FIG. 2; FIG. 4 is a left side elevation view of the pen shown in FIG. 1;

FIG. 5 is a top plan view thereof;

FIG. 6 is a front elevation view thereof;

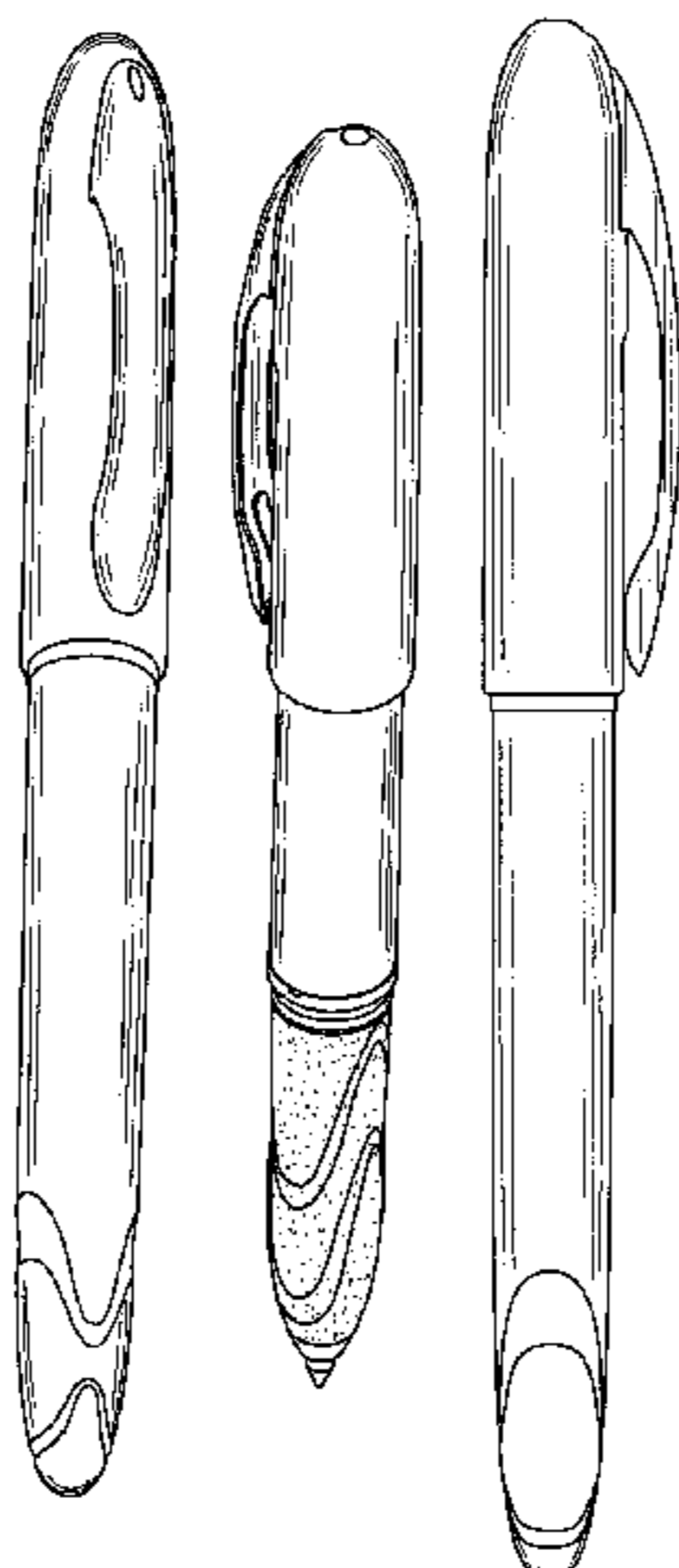
FIG. 7 is a right side elevation view thereof;

FIG. 8 is an enlarged bottom plan view thereof; and,

FIG. 9 is a rear elevation view thereof.

The stippled shading shown in FIGS. 2 and 3 represents a texture on the surface of the pen.

1 Claim, 4 Drawing Sheets



US D562,393 S

Page 2

U.S. PATENT DOCUMENTS

D499,137 S * 11/2004 Shibata D19/43
D500,519 S * 1/2005 Keda D19/50
D505,156 S * 5/2005 Tatic D19/51
D506,499 S * 6/2005 Qiu D19/36
D506,502 S 6/2005 Qiu
D510,598 S 10/2005 Qiu
D522,579 S * 6/2006 Sim D19/36
D526,022 S 8/2006 Qiu
D533,225 S * 12/2006 Gerules D19/36
D537,880 S * 3/2007 Kent et al. D19/55
D540,386 S * 4/2007 Qiu D19/51
D547,374 S * 7/2007 Deng D19/36
D548,788 S * 8/2007 Anand D19/50

D550,283 S * 9/2007 Koreska D19/66

OTHER PUBLICATIONS

Qiu, Z., et al., U.S. Appl. No. 29/249,784, filed Oct. 20, 2006.
Qiu, Z., et al., U.S. Appl. No. 29/249,933, filed Oct. 26, 2006.
Qiu, Z., et al., U.S. Appl. No. 29/249,935, filed Oct. 26, 2006.
Qiu, Z., et al., U.S. Appl. No. 29/255,363, filed Mar. 7, 2006.
Zhang, Y., U.S. Appl. No. 29/255,375, filed Mar. 7, 2006.
Qiu, Z., U.S. Appl. No. 29/256,626, filed Mar. 22, 2006.
Qiu, Z., U.S. Appl. No. 29/256,629, filed Mar. 22, 2006.
Qiu, Z., et al., U.S. Appl. No. 29/275,048, filed Dec. 11, 2006.
Zhao, F., et al., U.S. Appl. No. 29/276,199, filed Jan. 18, 2007.

* cited by examiner

Fig. 1.

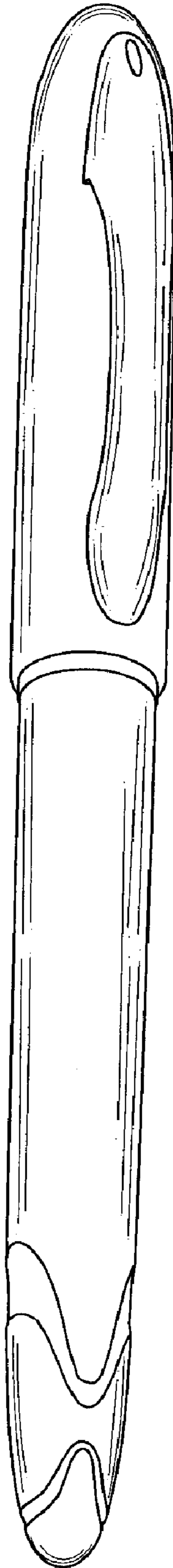


Fig. 2.

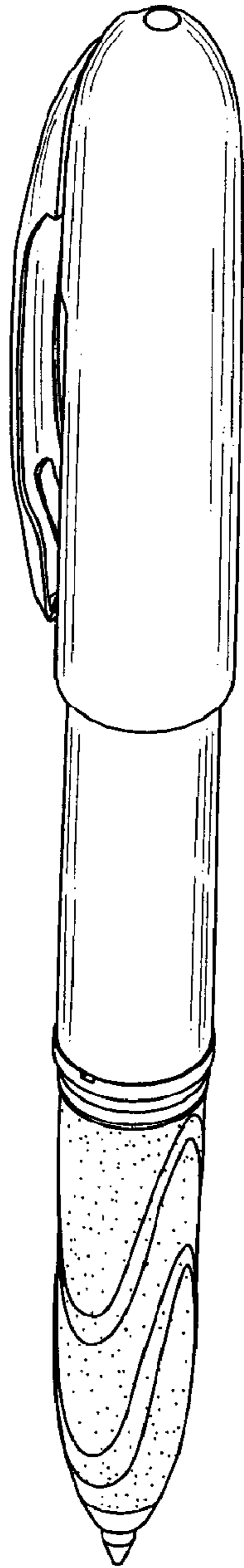


Fig. 3.



Fig.4.

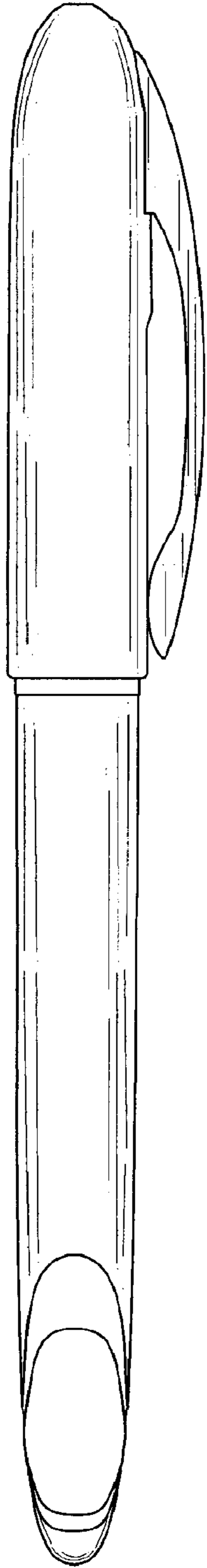


Fig.5.

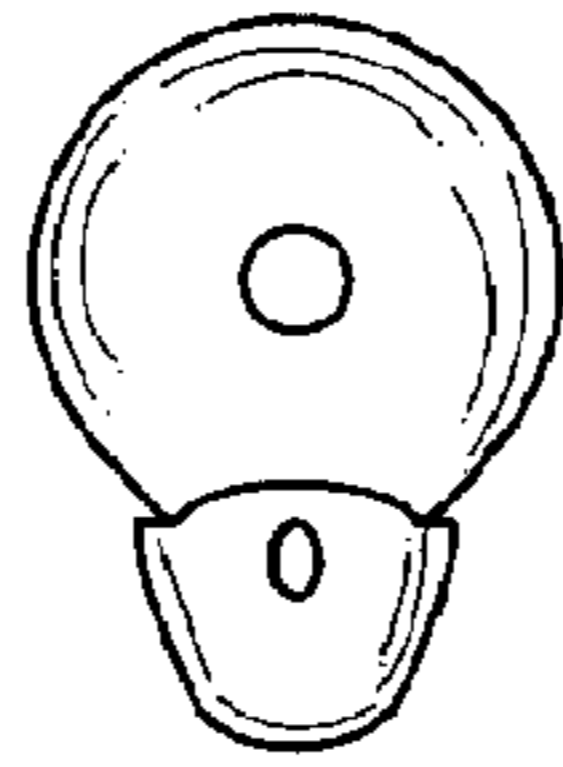



Fig.6.



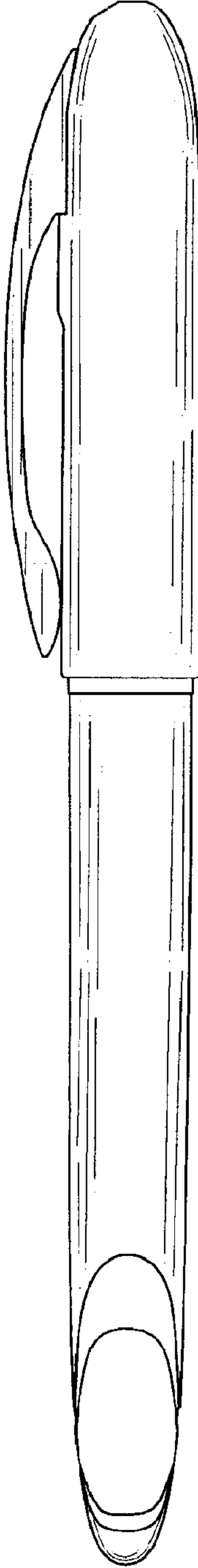


Fig. 7.

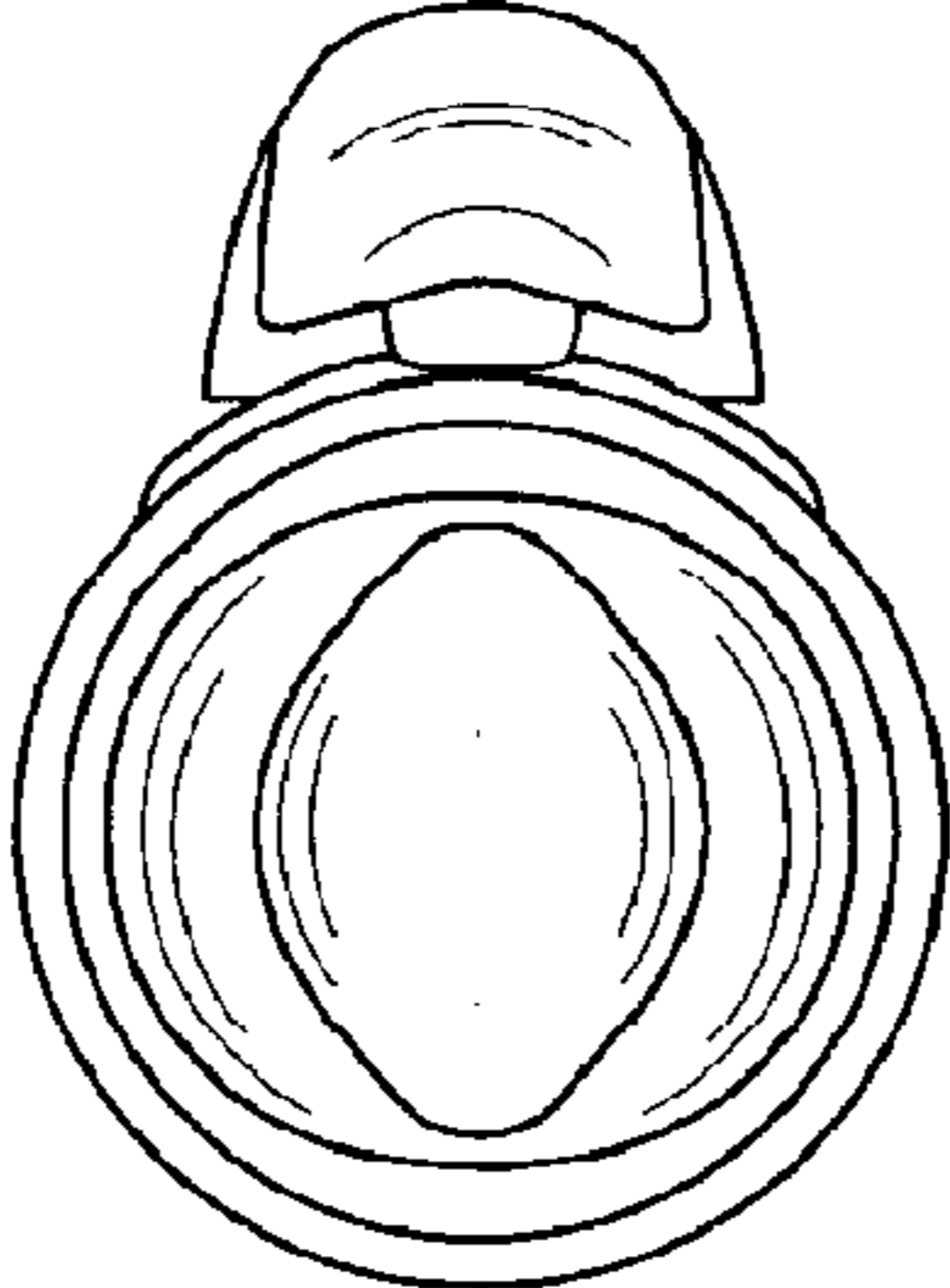


Fig. 8.

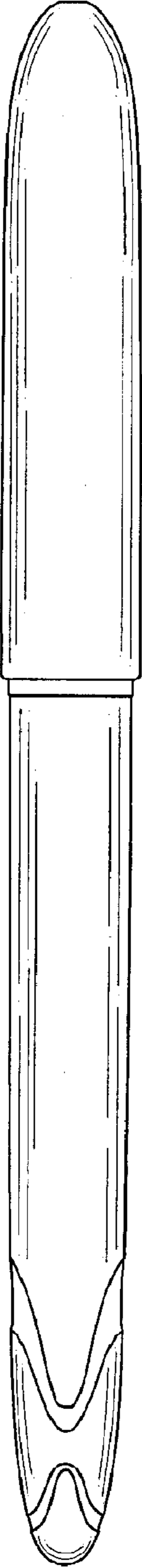


Fig. 9.

UNITED STATES PATENT AND TRADEMARK OFFICE
CERTIFICATE OF CORRECTION

PATENT NO. : Des. 562,393 S
APPLICATION NO. : 29/249770
DATED : February 19, 2008
INVENTOR(S) : Z. Qiu et al.

Page 1 of 1

It is certified that error appears in the above-identified patent and that said Letters Patent is hereby corrected as shown below:

On the title page, item:

(30) Pg. 1, col. 1	Foreign Appln. Priority Data	“2006 3 0024442” should read --2006 3 0024442.6--
Pg. 1, col. 2	Assistant Examiner	“Karen E Eldridge Powers” should read --Karen E. Eldridge Powers--

Signed and Sealed this

Twenty-eighth Day of October, 2008



JON W. DUDAS

Director of the United States Patent and Trademark Office

UNITED STATES PATENT AND TRADEMARK OFFICE
CERTIFICATE OF CORRECTION

PATENT NO. : Des. 562,393 S
APPLICATION NO. : 29/249770
DATED : February 19, 2008
INVENTOR(S) : Z. Qiu et al.

Page 1 of 1

It is certified that error appears in the above-identified patent and that said Letters Patent is hereby corrected as shown below:

<u>COLUMN</u>	<u>LINE</u>	
(30) Pg. 1, col. 1	Foreign Appl. Priority Data	“2006 3 0024442” should read --2006 3 0024442.6--
Pg. 1, col. 2	Assistant Examiner	“Karen E Eldridge Powers” should read --Karen E. Eldridge Powers--

Signed and Sealed this

Twenty-fifth Day of November, 2008



JON W. DUDAS

Director of the United States Patent and Trademark Office