



US00D562389S

(12) **United States Design Patent**
Ikeda

(10) **Patent No.:** **US D562,389 S**

(45) **Date of Patent:** **** Feb. 19, 2008**

(54) **BALLPOINT PEN**

(75) Inventor: **Akinori Ikeda**, Tokyo (JP)

(73) Assignee: **Kabushiki Kaisha Pilot Corporation**,
Tokyo (JP)

(**) Term: **14 Years**

(21) Appl. No.: **29/266,690**

(22) Filed: **Sep. 27, 2006**

(30) **Foreign Application Priority Data**

Apr. 25, 2006 (JP) 2006-010585

(51) **LOC (8) Cl.** **19-06**

(52) **U.S. Cl.** **D19/48**

(58) **Field of Classification Search** D19/35,
D19/36, 41-51, 53-57; 24/11 R, 11 F, 11 P;
401/52, 99, 100, 104-109, 192, 195, 196
See application file for complete search history.

(56) **References Cited**

U.S. PATENT DOCUMENTS

- D377,195 S * 1/1997 Takahashi D19/51
- D463,821 S * 10/2002 Nishida D19/47
- D463,823 S * 10/2002 Yoon D19/48
- D472,577 S * 4/2003 Sakuno et al. D19/51
- D489,088 S * 4/2004 Arita et al. D19/43

- D489,407 S * 5/2004 Keda D19/51
- D496,400 S * 9/2004 Pellissa Beneyto D19/51
- D525,302 S * 7/2006 Togawa D19/51

* cited by examiner

Primary Examiner—Elizabeth A. Albert

(74) *Attorney, Agent, or Firm*—Sughrue Mion, Pllc.

(57) **CLAIM**

The ornamental design for a ballpoint pen, as shown and described.

DESCRIPTION

FIG. 1 is a perspective view of the top, front and right side of a ballpoint pen showing my new design;

FIG. 2 is a front elevational view thereof;

FIG. 3 is a rear elevational view thereof;

FIG. 4 is a top plan view thereof;

FIG. 5 is a bottom plan view thereof;

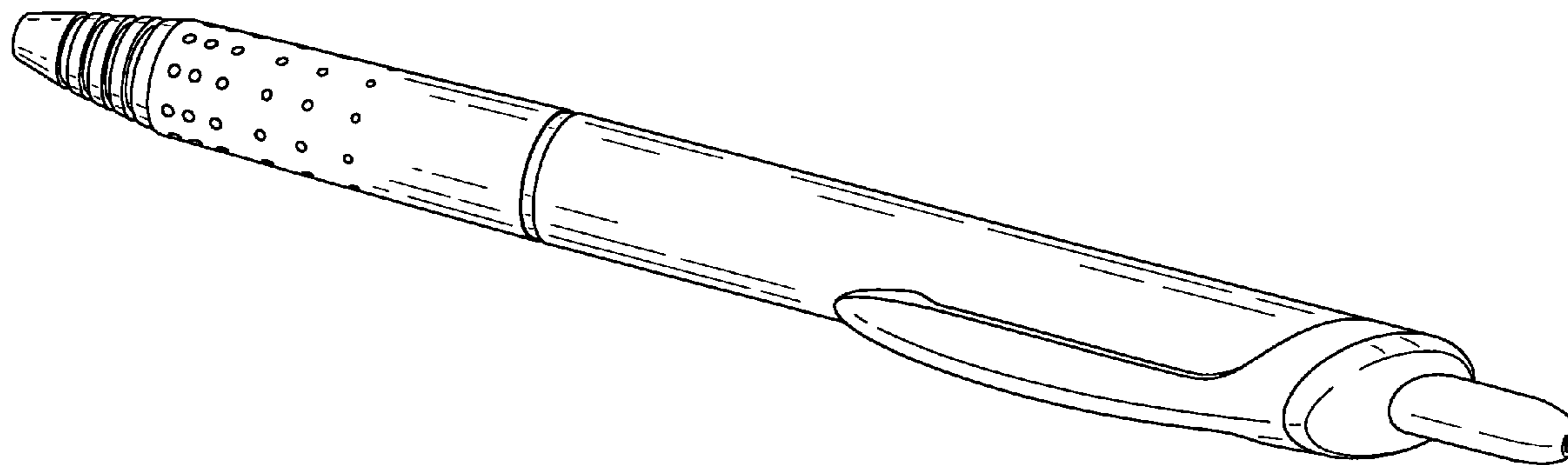
FIG. 6 is a left side elevational view thereof;

FIG. 7 is a right side elevational view thereof;

FIG. 8 is a front view thereof with the writing tip of the ballpoint pen extended; and,

FIG. 9 is a bottom view thereof with the writing tip of the ballpoint pen extended.

1 Claim, 3 Drawing Sheets



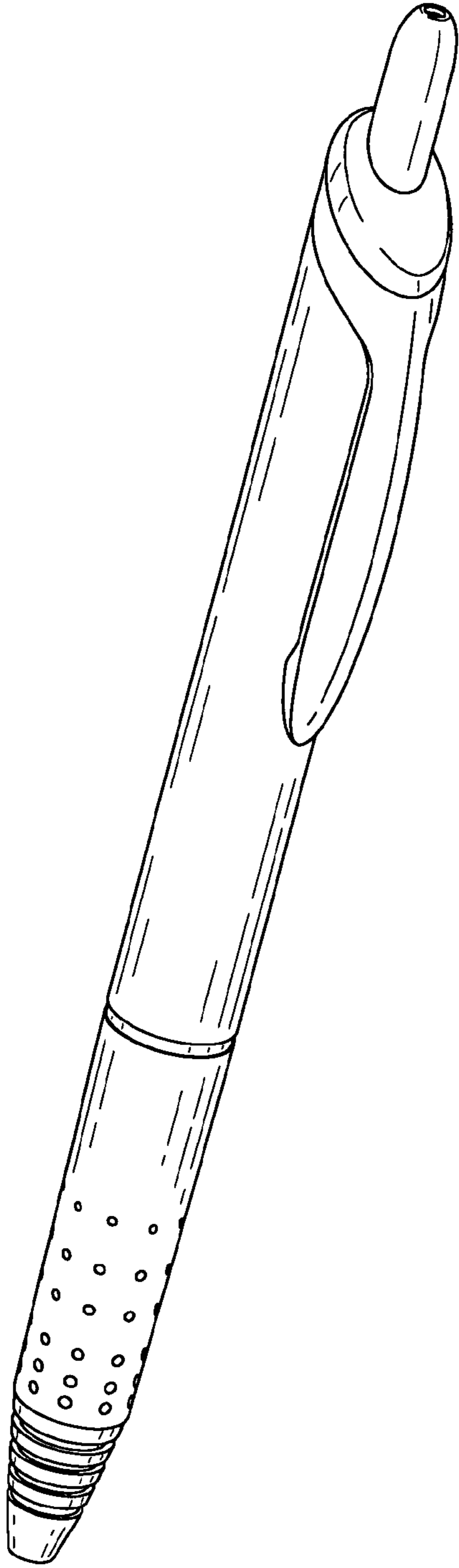


FIG. 1




FIG. 2

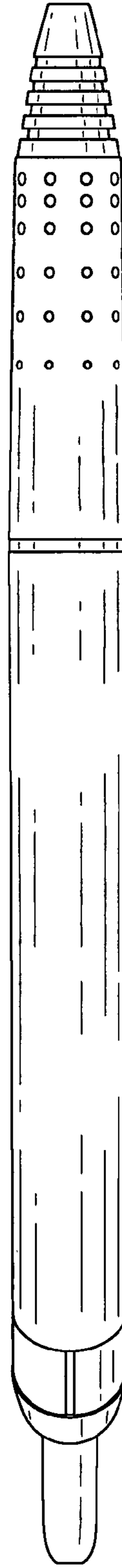


FIG. 3

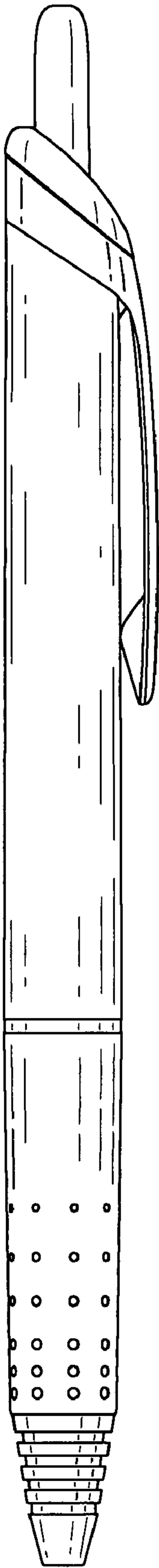


FIG. 4




FIG. 5

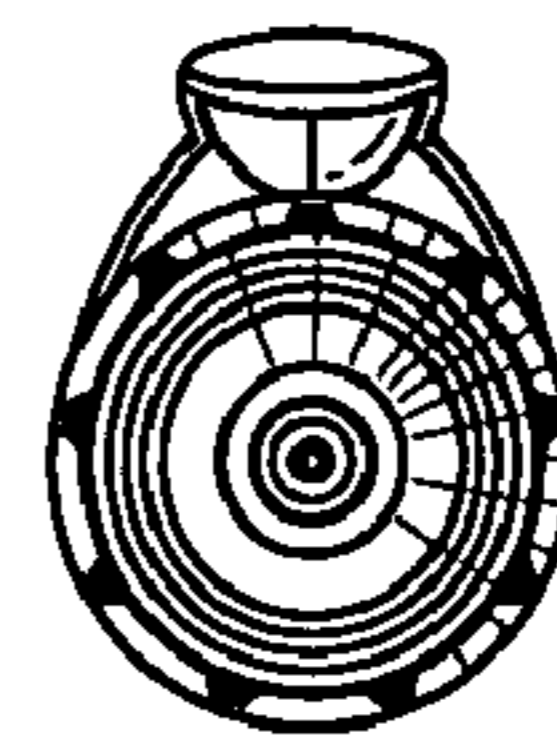


FIG. 6

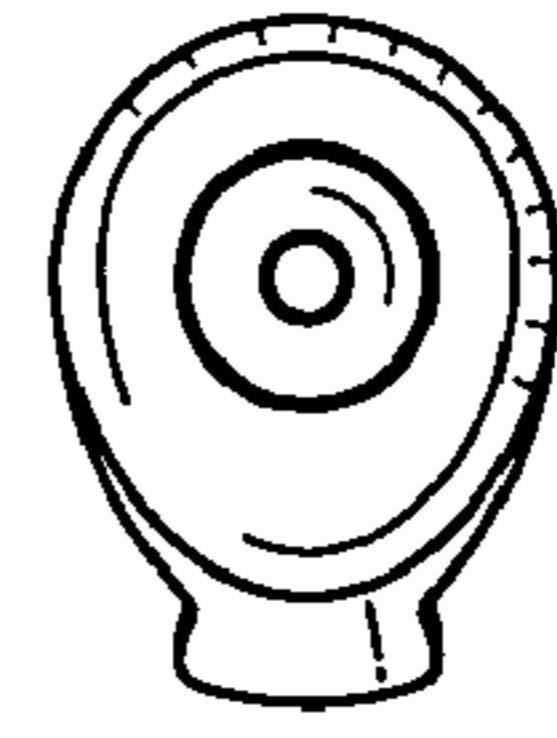


FIG. 7




FIG. 8



FIG. 9