

US00D562384S

(12) **United States Design Patent**  
**Qiu**

(10) **Patent No.:** **US D562,384 S**

(45) **Date of Patent:** **\*\* Feb. 19, 2008**

(54) **PEN**  
(75) Inventor: **Zhiming Qiu**, Zhejiang (CN)  
(73) Assignee: **Beifa Group Co., Ltd.**, Ningbo (CN)  
(\*\*) Term: **14 Years**  
(21) Appl. No.: **29/249,938**  
(22) Filed: **Oct. 26, 2006**

(30) **Foreign Application Priority Data**

Apr. 30, 2006 (CN) ..... 2006 3 0024671

(51) **LOC (8) Cl.** ..... **19-06**  
(52) **U.S. Cl.** ..... **D19/36**  
(58) **Field of Classification Search** ..... D19/35,  
D19/36, 41-51, 53-57; 24/11 R, 11 F, 11 P;  
401/52, 99, 100, 104, 105, 106, 107, 108,  
401/109, 192, 195, 196  
See application file for complete search history.

(56) **References Cited**

**U.S. PATENT DOCUMENTS**

D130,999 S \* 1/1942 Martin et al. .... D19/51  
D151,233 S \* 10/1948 Goessling ..... D19/36  
D339,378 S \* 9/1993 Verhaeghe ..... D19/51  
D389,864 S 1/1998 Jones  
D392,316 S 3/1998 Verhaeghe  
D398,934 S \* 9/1998 Veillon ..... D19/51  
D409,657 S \* 5/1999 Veillon et al. .... D19/43  
D409,661 S \* 5/1999 Izushima ..... D19/57  
D416,941 S \* 11/1999 Chevalier et al. .... D19/51  
D430,208 S \* 8/2000 Veillon ..... D19/50  
D430,609 S \* 9/2000 Keda ..... D19/57  
D445,454 S 7/2001 Martens  
D449,650 S \* 10/2001 Verhaeghe ..... D19/43  
D459,393 S \* 6/2002 Verhaeghe ..... D19/43

D480,421 S \* 10/2003 Hui ..... D19/43  
D487,772 S 3/2004 Lin  
D495,363 S \* 8/2004 Qiu ..... D19/51  
6,773,192 B1 \* 8/2004 Chao ..... 401/195  
D497,616 S \* 10/2004 Ma et al. .... D14/431  
D502,216 S \* 2/2005 Chen ..... D19/36  
6,905,352 B2 \* 6/2005 Chao ..... 439/135  
D534,586 S 1/2007 Togawa  
D545,896 S \* 7/2007 Qiu ..... D19/36  
D547,374 S \* 7/2007 Deng ..... D19/36

**OTHER PUBLICATIONS**

Qiu, Z., et al., U.S. Appl. No. 29/250,987, filed Dec. 7, 2006.

\* cited by examiner

*Primary Examiner*—Elizabeth A. Albert

(74) *Attorney, Agent, or Firm*—Christensen O'Connor Johnson Kindness PLLC

(57) **CLAIM**

The ornamental design for a pen, as shown and described.

**DESCRIPTION**

FIG. 1 is a front right perspective view of a pen showing my new design;

FIG. 2 is an exploded perspective view thereof showing a universal serial bus (USB) connector on a portion of the pen;

FIG. 3 is a left side elevation view of the pen shown in FIG. 1;

FIG. 4 is a top plan view thereof;

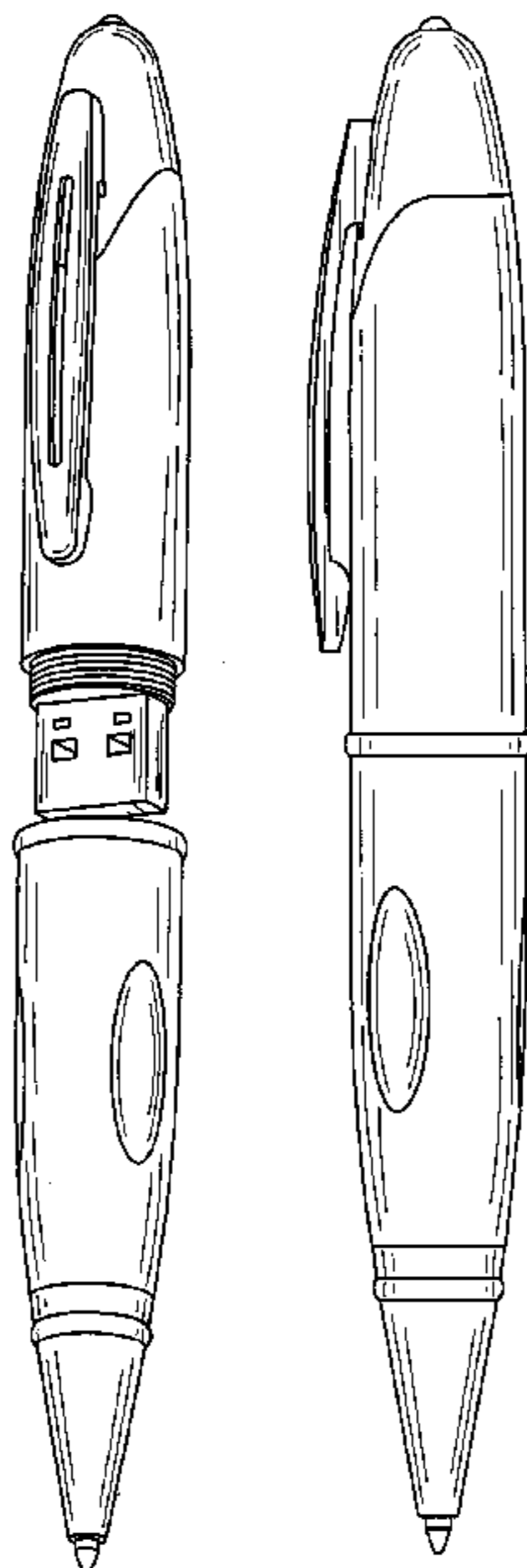
FIG. 5 is a front elevation view thereof;

FIG. 6 is a right side elevation view thereof;

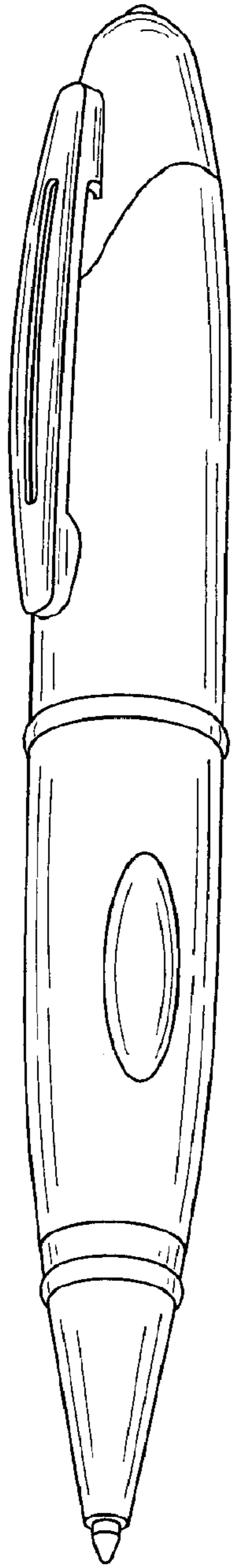
FIG. 7 is a bottom plan view thereof; and,

FIG. 8 is a rear elevation view thereof.



**1 Claim, 3 Drawing Sheets**

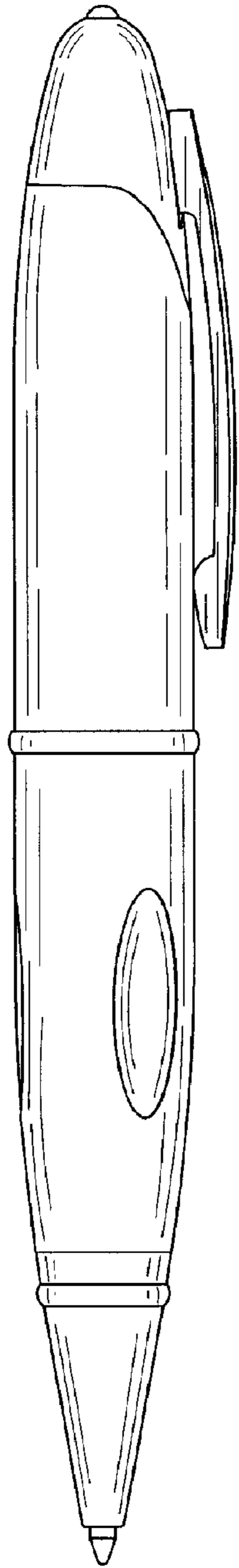


*Fig.1.*




*Fig.2.*







*Fig. 3.*



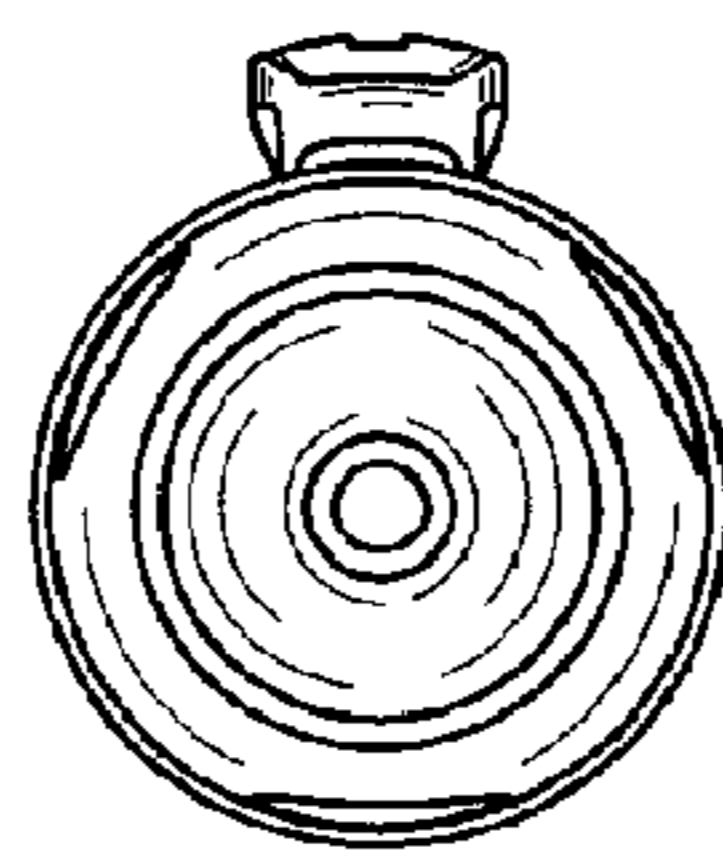
*Fig. 4.*




*Fig. 5.*



*Fig. 6.*



*Fig. 7.*



*Fig. 8.*

UNITED STATES PATENT AND TRADEMARK OFFICE  
**CERTIFICATE OF CORRECTION**

PATENT NO. : Des. 562,384 S  
APPLICATION NO. : 29/249938  
DATED : February 19, 2008  
INVENTOR(S) : Z. Qiu

Page 1 of 1

It is certified that error appears in the above-identified patent and that said Letters Patent is hereby corrected as shown below:

On the Title page,

**COLUMN**

**LINE**

Item [75]  
Pg. 1, col. 1

Inventor

“Zhejiang” should read --Ningbo--

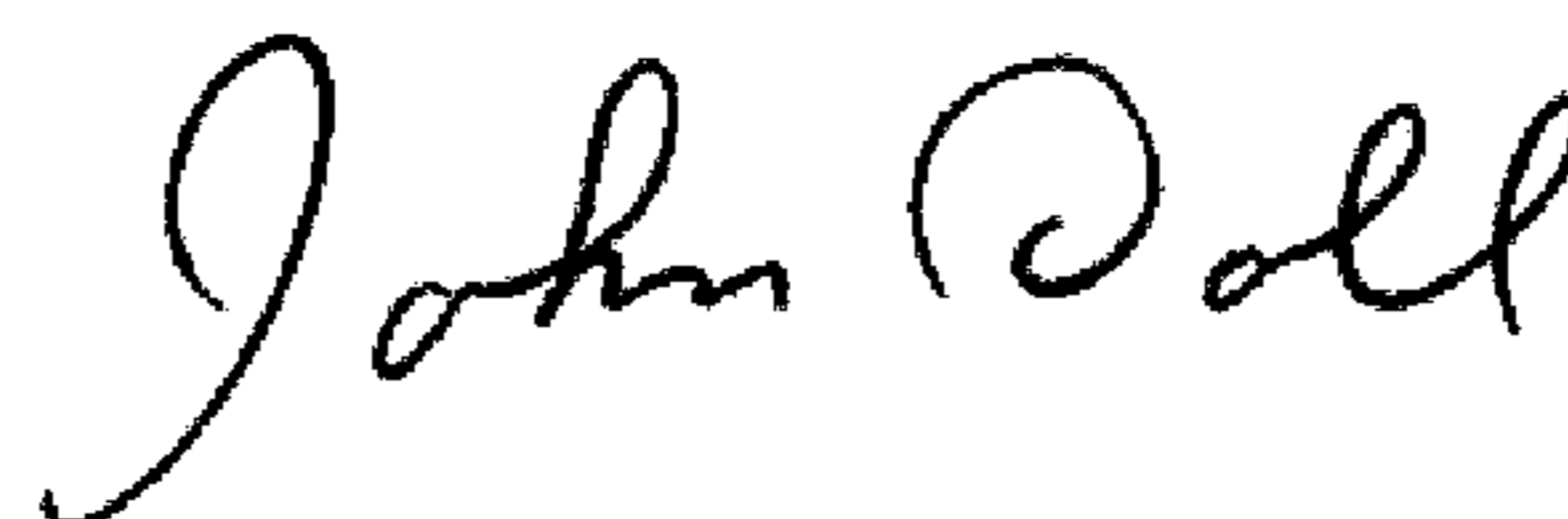
Item [30]  
Pg. 1, col. 1

Foreign  
Appln.  
Priority Data

“2006 3 0024671” should read  
--2006 3 0024671.8--

Signed and Sealed this

Thirty-first Day of March, 2009



JOHN DOLL  
*Acting Director of the United States Patent and Trademark Office*