



US00D562382S

(12) **United States Design Patent**
Qiu

(10) **Patent No.:** **US D562,382 S**

(45) **Date of Patent:** **** Feb. 19, 2008**

- (54) **PEN**
- (75) Inventor: **Zhiming Qiu**, Zhejiang (CN)
- (73) Assignee: **Beifa Group Co., Ltd.**, Ningbo (CN)
- (**) Term: **14 Years**
- (21) Appl. No.: **29/266,892**
- (22) Filed: **Sep. 27, 2006**
- (30) **Foreign Application Priority Data**
Mar. 27, 2006 (CN) 2006 3 0009748
- (51) **LOC (8) Cl.** **19-06**
- (52) **U.S. Cl.** **D19/35**
- (58) **Field of Classification Search** D19/35,
D19/36, 41, 42, 43, 44, 45, 46, 47, 48, 49,
D19/50, 51, 53, 54, 55, 56, 57; 24/11 R,
24/11 F, 11 P; 401/334, 52, 99, 100, 104,
401/105, 106, 107, 108, 109, 192, 195, 196
See application file for complete search history.

- (56) **References Cited**
U.S. PATENT DOCUMENTS
1,923,153 A * 8/1933 Lang 15/432
D140,307 S * 2/1945 Bauer et al. D19/49
D387,804 S * 12/1997 Izushima D19/51
D389,864 S 1/1998 Jones
D390,872 S * 2/1998 Sunaga D19/36
D396,729 S 8/1998 Ham
D408,854 S * 4/1999 Katami D19/51
D410,031 S 5/1999 Charriol
D457,186 S * 5/2002 Moon D19/43
D457,563 S * 5/2002 Moon D19/48
D466,934 S 12/2002 Chung
D478,626 S * 8/2003 Stropkay et al. D19/51

- D484,188 S * 12/2003 Cetera D19/51
- D489,407 S * 5/2004 Keda D19/51
- D495,743 S * 9/2004 Chung D19/51
- D503,741 S * 4/2005 Pellissa Beneyto D19/51
- D503,742 S * 4/2005 Mori D19/51
- D545,897 S * 7/2007 Orahah D19/36
- D547,799 S * 7/2007 Granick D19/36
- D549,776 S * 8/2007 Avenatti D19/49
- 2006/0228156 A1 * 10/2006 Chan 401/107

OTHER PUBLICATIONS

Qiu, Z., et al., U.S. Appl. No. 29/275,040, filed Dec. 11, 2006.

* cited by examiner

Primary Examiner—Elizabeth A. Albert

Assistant Examiner—Karen E Eldridge Powers

(74) *Attorney, Agent, or Firm*—Christensen O'Connor Johnson Kindness PLLC

(57) **CLAIM**

The ornamental design for a pen, as shown and described.

DESCRIPTION

FIG. 1 is a front left perspective view of a pen showing my new design;

FIG. 2 is a rear right perspective view thereof;

FIG. 3 is a left side elevational view thereof;

FIG. 4 is a top plan view thereof;

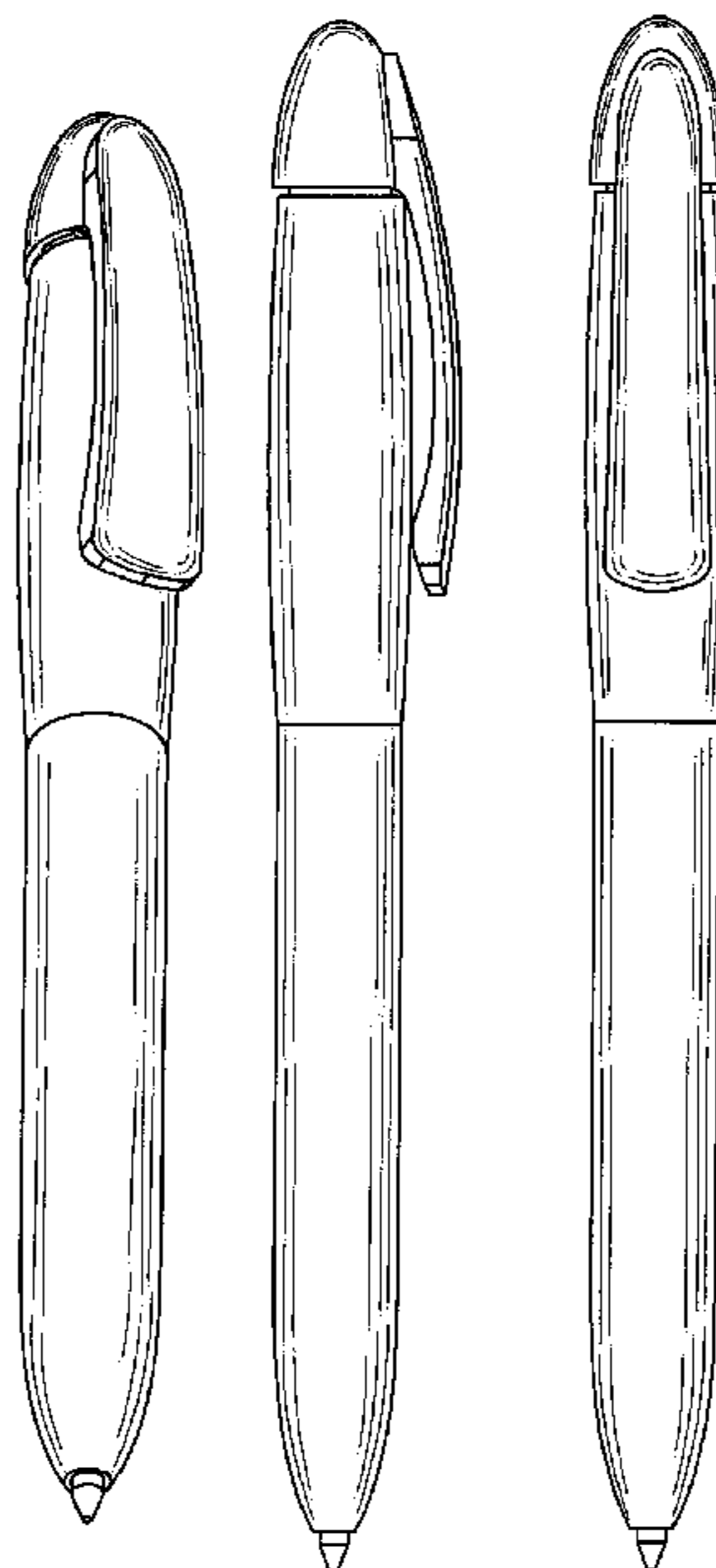
FIG. 5 is a front elevational view thereof;

FIG. 6 is a right side elevational view thereof;

FIG. 7 is a bottom plan view thereof; and,

FIG. 8 is a rear elevational view thereof.

1 Claim, 3 Drawing Sheets



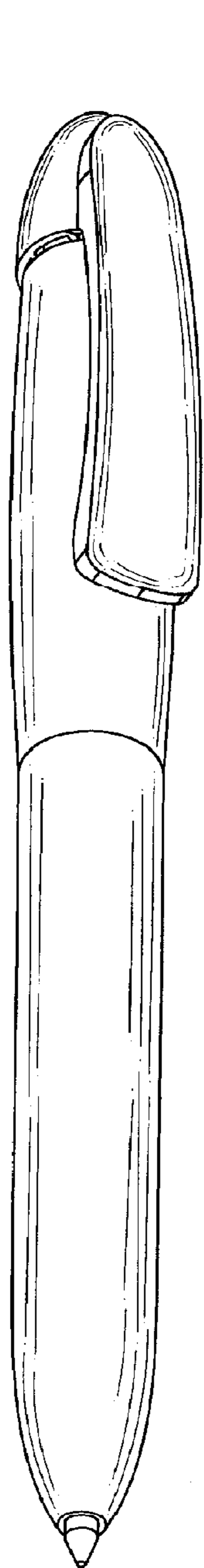


Fig. 1.

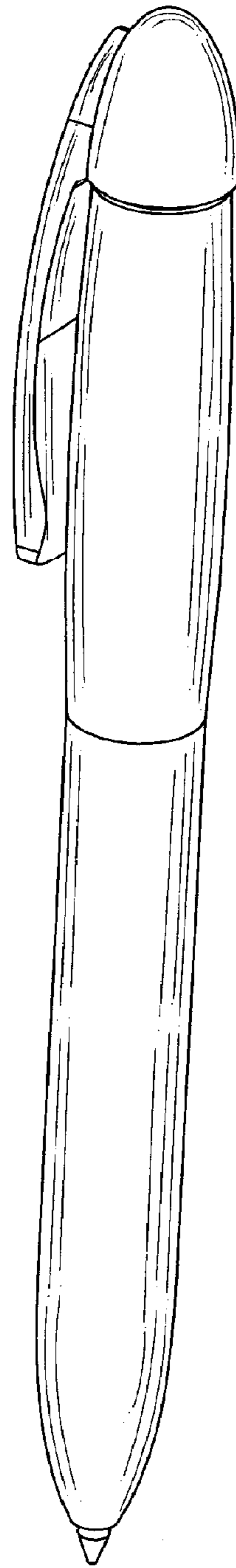


Fig. 2.

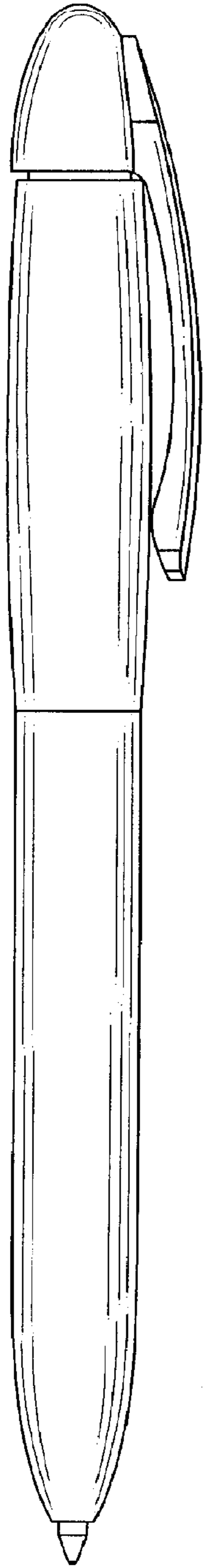


Fig. 3.

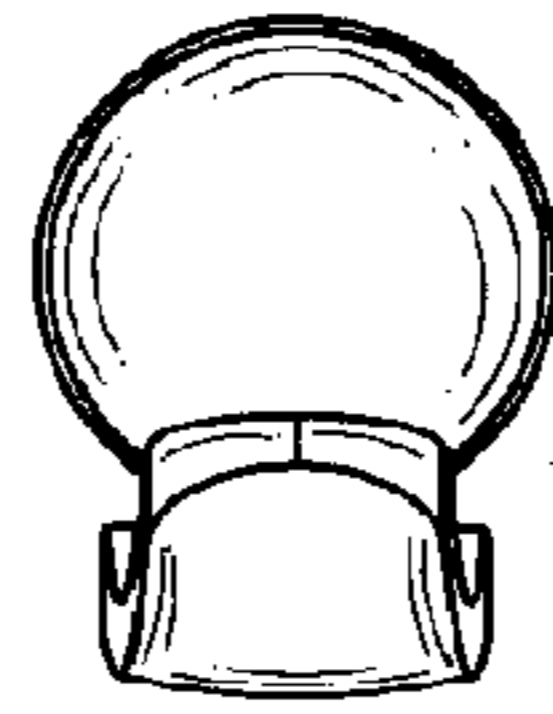


Fig. 4.

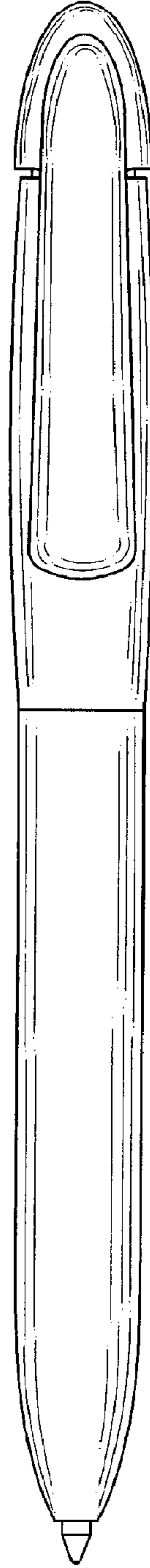


Fig. 5.

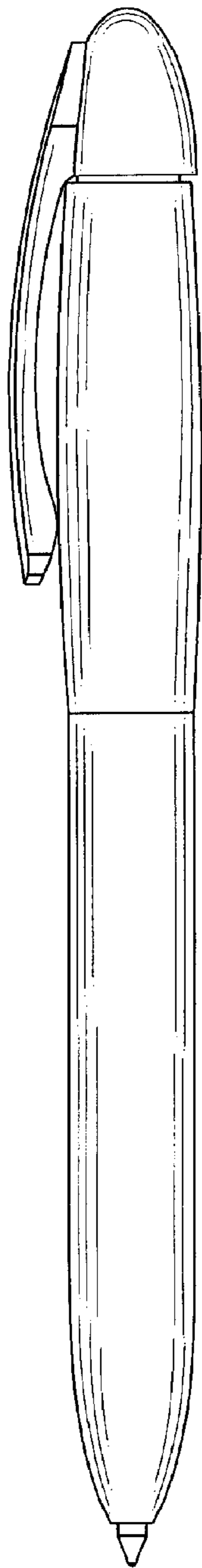


Fig. 6.

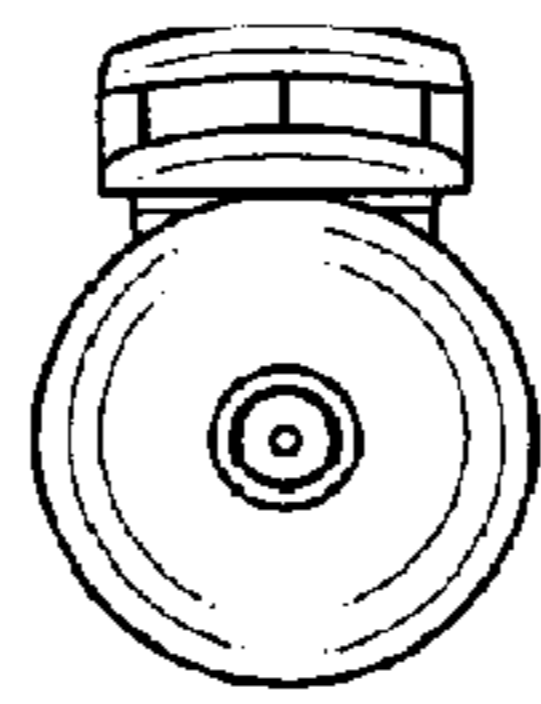


Fig. 7.

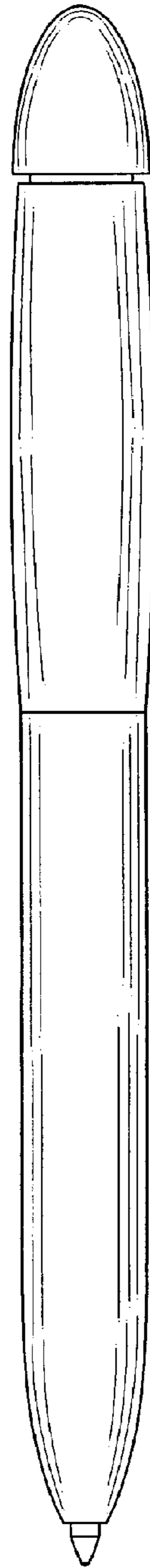


Fig. 8.

UNITED STATES PATENT AND TRADEMARK OFFICE
CERTIFICATE OF CORRECTION

PATENT NO. : Des. 562,382 S
APPLICATION NO. : 29/266892
DATED : February 19, 2008
INVENTOR(S) : Z. Qiu

Page 1 of 1

It is certified that error appears in the above-identified patent and that said Letters Patent is hereby corrected as shown below:

<u>COLUMN</u>	<u>LINE</u>	<u>ERROR</u>
(30) Pg. 1, col. 1	Foreign Application Priority Data	“2006 3 0009748” should read --2006 3 0009748.4--
Pg. 1, col. 2	Assist. Examiner	“Karen E Eldridge Powers” should read --Karen E. Eldridge Powers--

Signed and Sealed this

Second Day of June, 2009



JOHN DOLL
Acting Director of the United States Patent and Trademark Office