



US00D562347S

(12) **United States Design Patent**  
**Morisawa et al.**

(10) **Patent No.:** **US D562,347 S**

(45) **Date of Patent:** **\*\* Feb. 19, 2008**

(54) **DIAL FOR DIGITAL AUDIO PLAYER**

(75) Inventors: **Yujin Morisawa**, Tokyo (JP); **Yoriko Anzai**, Saitama (JP)

(73) Assignee: **Sony Corporation**, Tokyo (JP)

(\*\*) Term: **14 Years**

(21) Appl. No.: **29/271,754**

(22) Filed: **Jan. 26, 2007**

(30) **Foreign Application Priority Data**

Aug. 10, 2006 (JP) ..... D2006-021345

(51) **LOC (8) Cl.** ..... **14-03**

(52) **U.S. Cl.** ..... **D14/496**; D14/246; D14/156

(58) **Field of Classification Search** ..... D14/496,  
D14/401, 435, 474, 483, 217, 137, 138, 246,  
D14/160, 168; 345/156, 169, 173-179, 905;  
715/727-729, 864; 455/11.1, 7, 73, 344-347,  
455/93, 95; 370/342-344; 369/1, 2, 6, 12;  
463/43-47; 273/148 B; 346/81; 70/332  
See application file for complete search history.

(56) **References Cited**

**U.S. PATENT DOCUMENTS**

3,725,624 A \* 4/1973 Emmons ..... 366/129  
D438,525 S \* 3/2001 Katayama ..... D14/156  
D451,488 S \* 12/2001 Foster ..... D14/156

D512,404 S \* 12/2005 Yang ..... D14/156  
D518,065 S 3/2006 Kobayashi  
7,220,047 B2 \* 5/2007 Wanat ..... 366/129  
D546,824 S \* 7/2007 Jackson, Jr. .... D14/341  
7,253,840 B2 \* 8/2007 Kayanuma ..... 348/375  
D550,704 S \* 9/2007 Ichinose ..... D14/496

\* cited by examiner

*Primary Examiner*—Prabhakar Deshmukh

(74) *Attorney, Agent, or Firm*—Rader, Fishman & Grauer, PLLC

(57) **CLAIM**

The ornamental design for a dial for a digital audio player, as shown and described.

**DESCRIPTION**

FIG. 1 is a perspective view of a dial for a digital audio player showing our new design;

FIG. 2 is a front elevational view thereof;

FIG. 3 is a rear elevational view thereof;

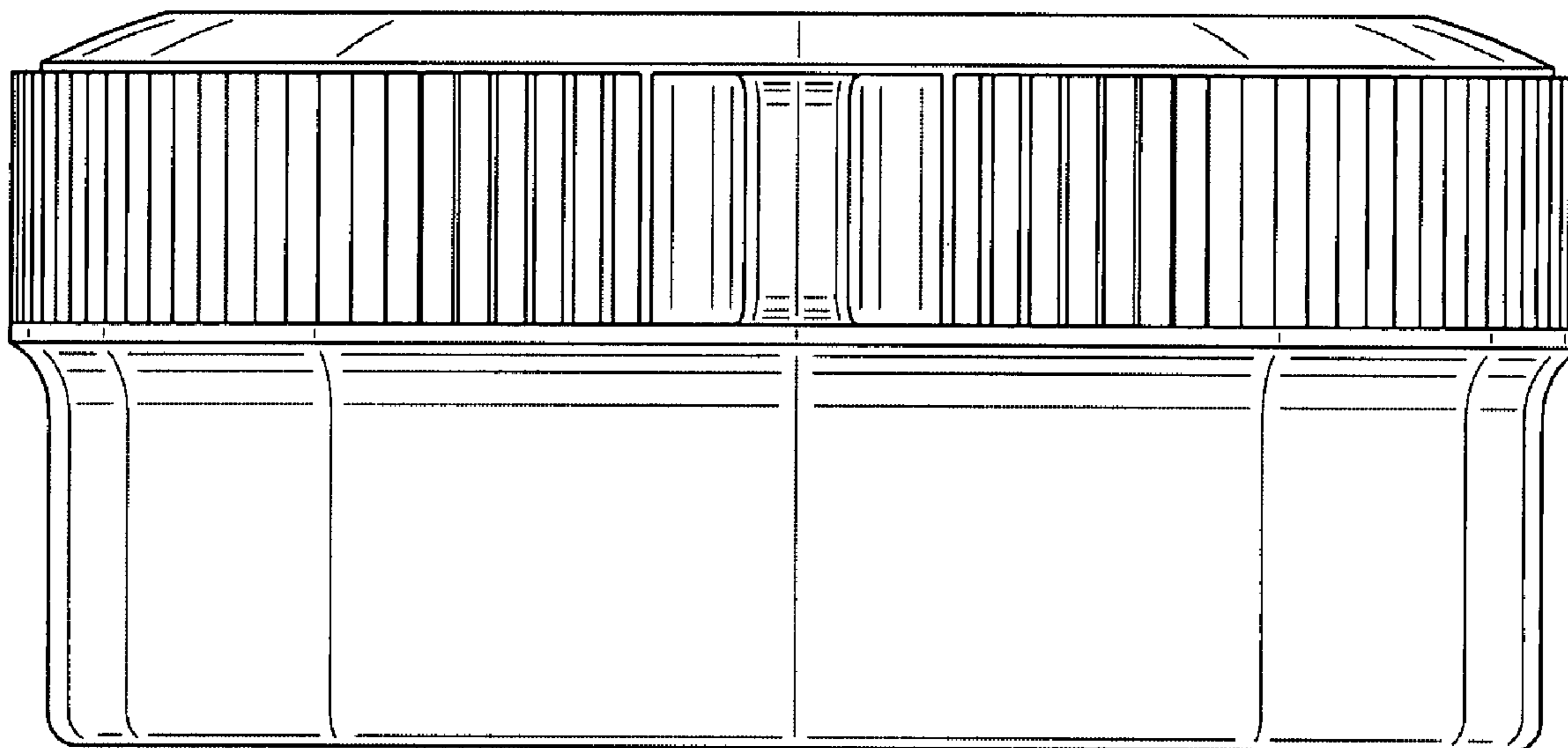
FIG. 4 is a right side elevational view thereof, a left side elevational view thereof being a mirror image;

FIG. 5 is a top plan view thereof; and,

FIG. 6 is a bottom plan view thereof.

The portions indicated in broken lines are for illustrative purposes only and form no part of the claimed design.

**1 Claim, 6 Drawing Sheets**



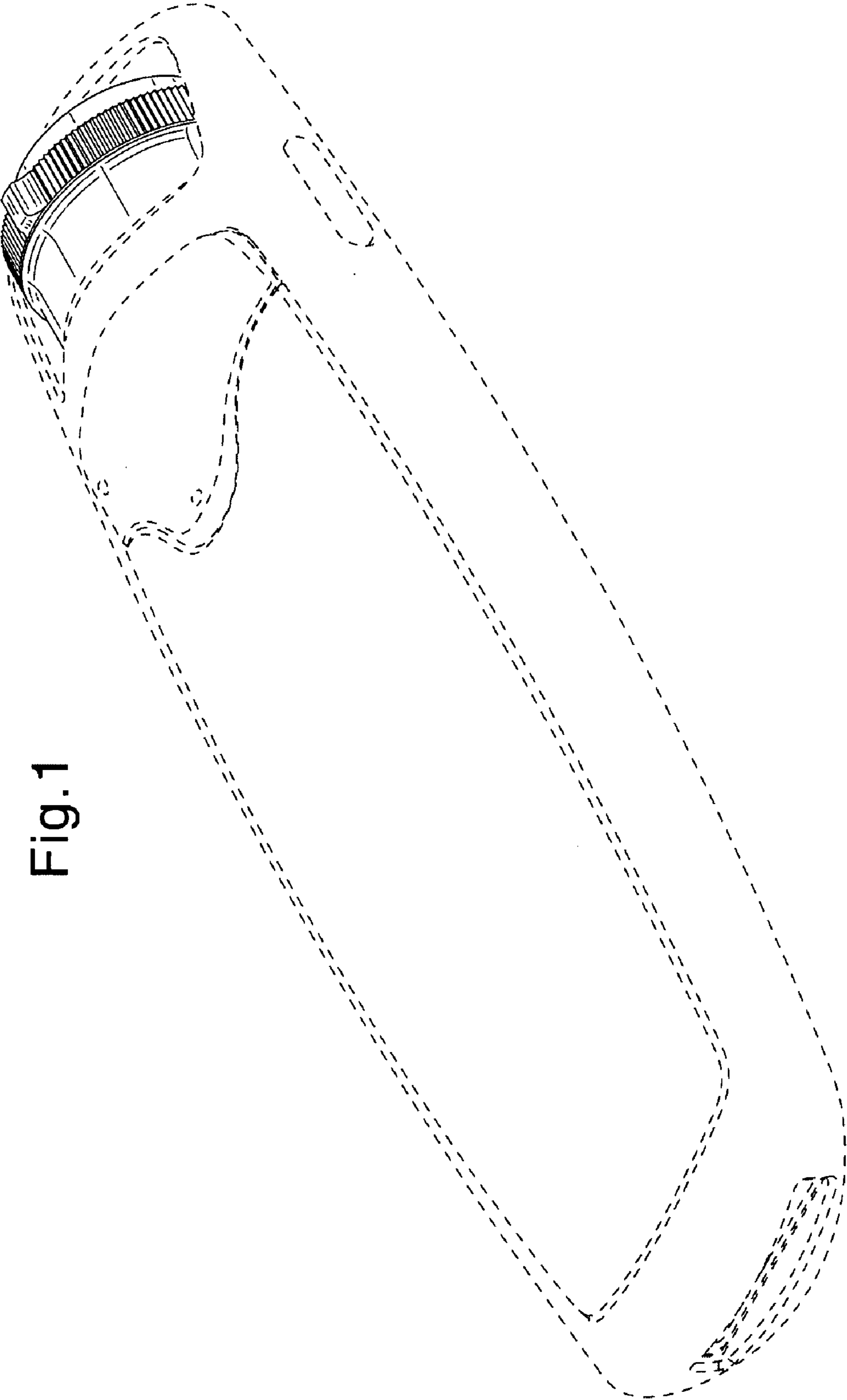


Fig. 1

Fig.2




Fig.3

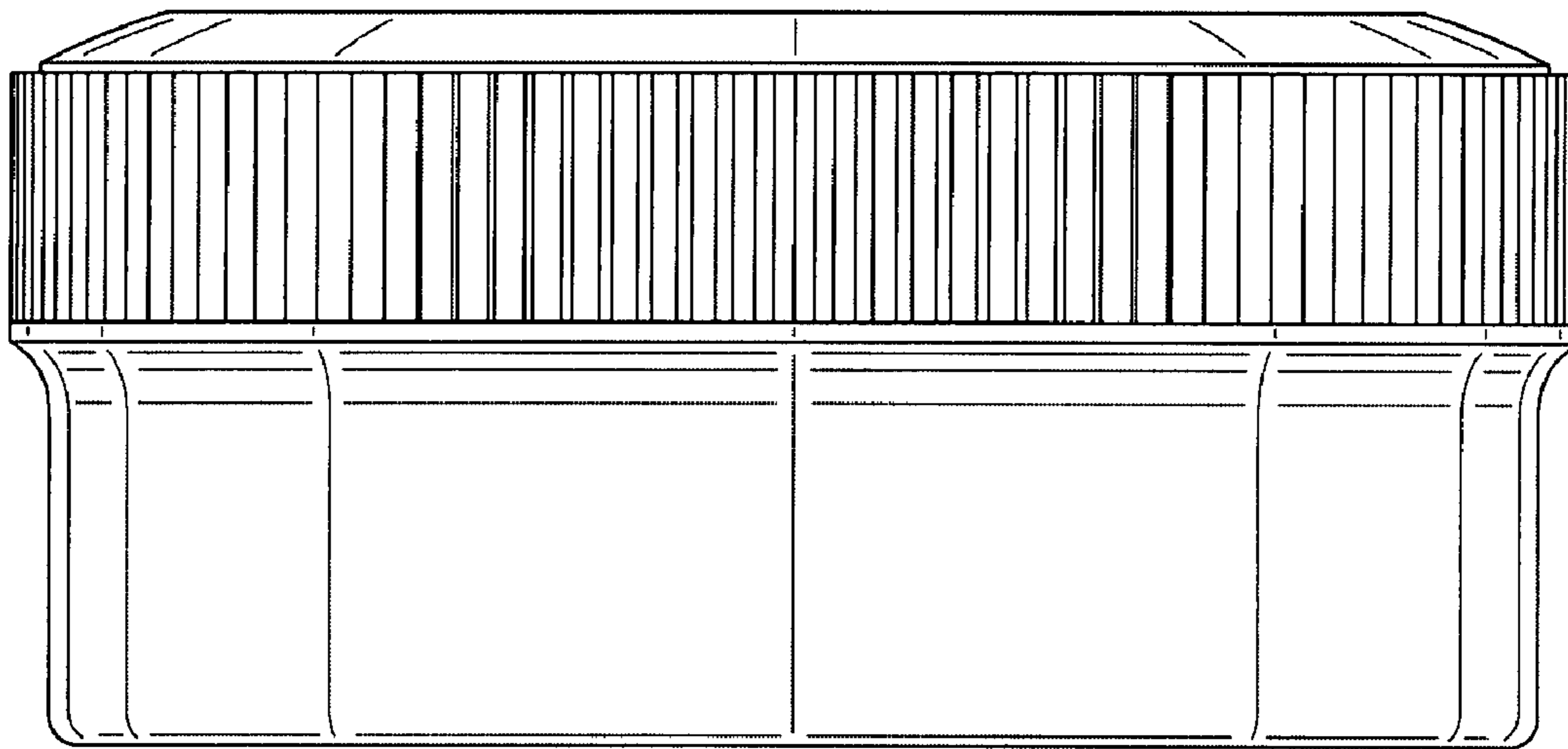


Fig.4

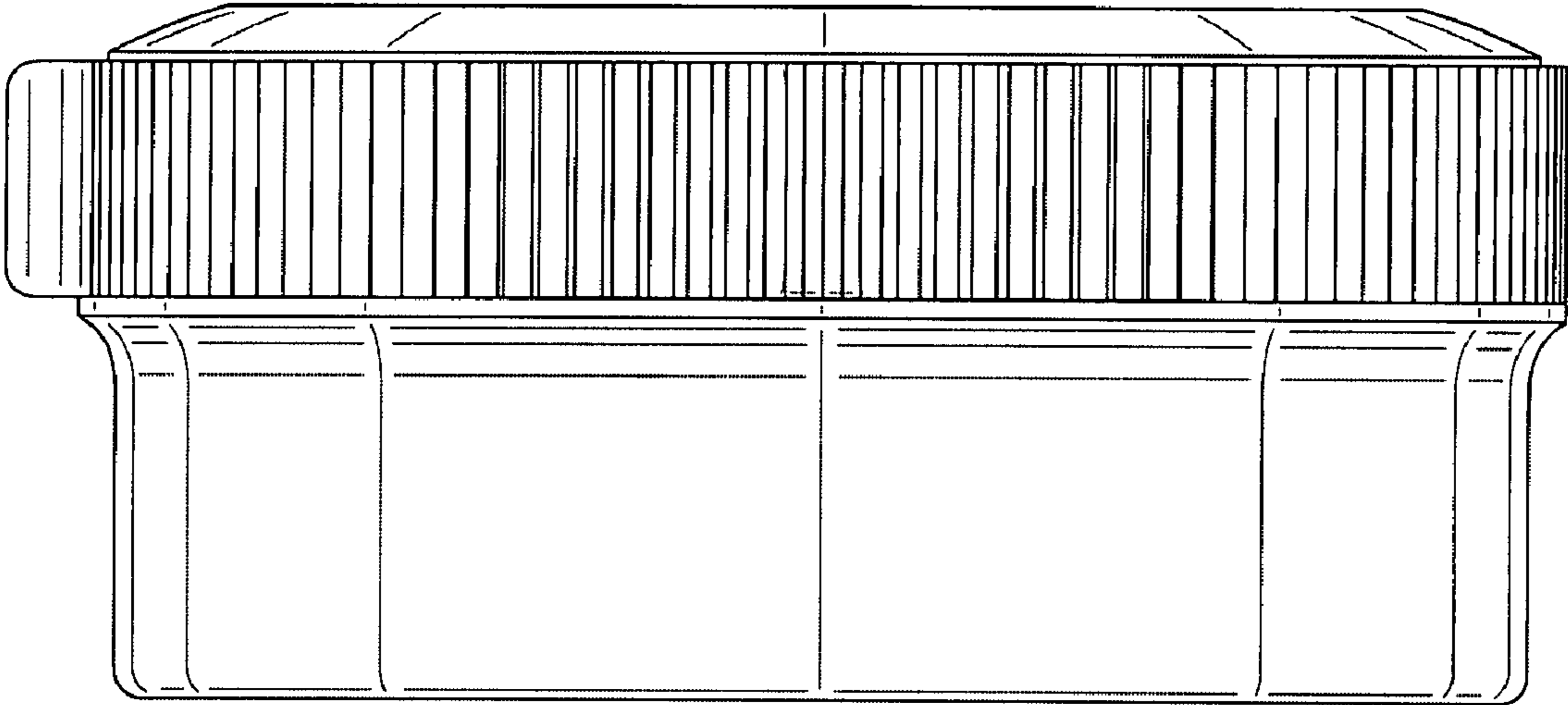


Fig.5




Fig.6

