



US00D562340S

(12) **United States Design Patent**
Cameron

(10) **Patent No.:** **US D562,340 S**

(45) **Date of Patent:** **** Feb. 19, 2008**

(54) **TRANSITIONAL IMAGE FOR A PORTION OF A DISPLAY SCREEN**

(75) Inventor: **Maria M. Cameron**, Bothell, WA (US)

(73) Assignee: **Microsoft Corporation**, Redmond, WA (US)

(**) Term: **14 Years**

(21) Appl. No.: **29/246,980**

(22) Filed: **May 23, 2006**

(51) **LOC (8) Cl.** **14-04**

(52) **U.S. Cl.** **D14/487**

(58) **Field of Classification Search** D14/485-495;
D18/24-33; D19/6; D20/11; 715/700-845,
715/856-867, 973-977

See application file for complete search history.

(56) **References Cited**

U.S. PATENT DOCUMENTS

| | | | | |
|-----------|------|---------|----------------------|---------|
| 5,694,610 | A * | 12/1997 | Habib et al. | 715/531 |
| 5,886,699 | A * | 3/1999 | Belfiore et al. | 715/843 |
| 5,995,101 | A * | 11/1999 | Clark et al. | 715/711 |
| 6,011,546 | A * | 1/2000 | Bertram | 715/700 |
| 6,020,886 | A * | 2/2000 | Jacobson et al. | 715/709 |
| 6,232,970 | B1 * | 5/2001 | Bodnar et al. | 715/708 |
| 6,583,798 | B1 * | 6/2003 | Hoek et al. | 715/822 |
| D510,361 | S * | 10/2005 | Hone et al. | D14/486 |
| D522,528 | S * | 6/2006 | Hone et al. | D14/488 |
| D523,444 | S * | 6/2006 | Hone et al. | D14/488 |

7,158,123 B2 * 1/2007 Myers et al. 715/700
* cited by examiner

Primary Examiner—Alan P. Douglas

Assistant Examiner—Deanna Fluegeman

(74) *Attorney, Agent, or Firm*—Banner & Witcoff, Ltd.

(57) **CLAIM**

The ornamental design for a transitional image for a portion of a display screen, as shown and described.

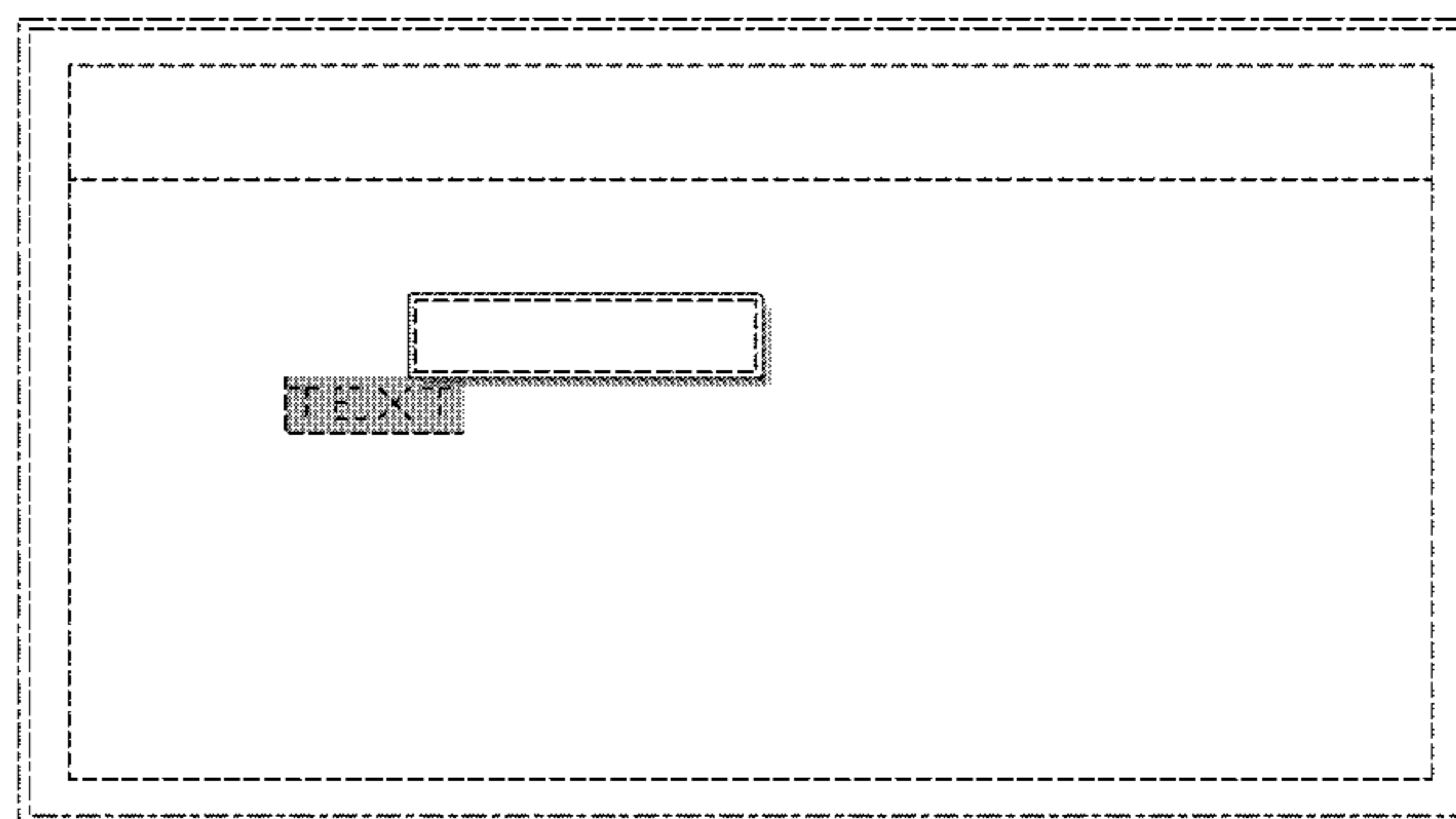

DESCRIPTION

FIG. 1 is a front view of a the first image of a transitional image for a portion of a display screen showing my new design; and,

FIG. 2 is a front view of the second image thereof.

The appearance of the image transitions sequentially between the images shown in FIGS. 1-2. The process or period in which the first image transitions to the other forms no part of the claimed design. The disclaimed broken line text in the shaded region of FIGS. 1 and 2 is for illustrative purposes only and forms no part of the claimed design. The broken line bounding two sides of the shaded region in FIGS. 1 and 2 represents an unclaimed boundary of the design. The broken line showing of various regions and the unshaded areas there within form no part of the claimed design. The broken line showing of the display screen is for illustrative purposes only and forms no part of the claimed design.

1 Claim, 2 Drawing Sheets



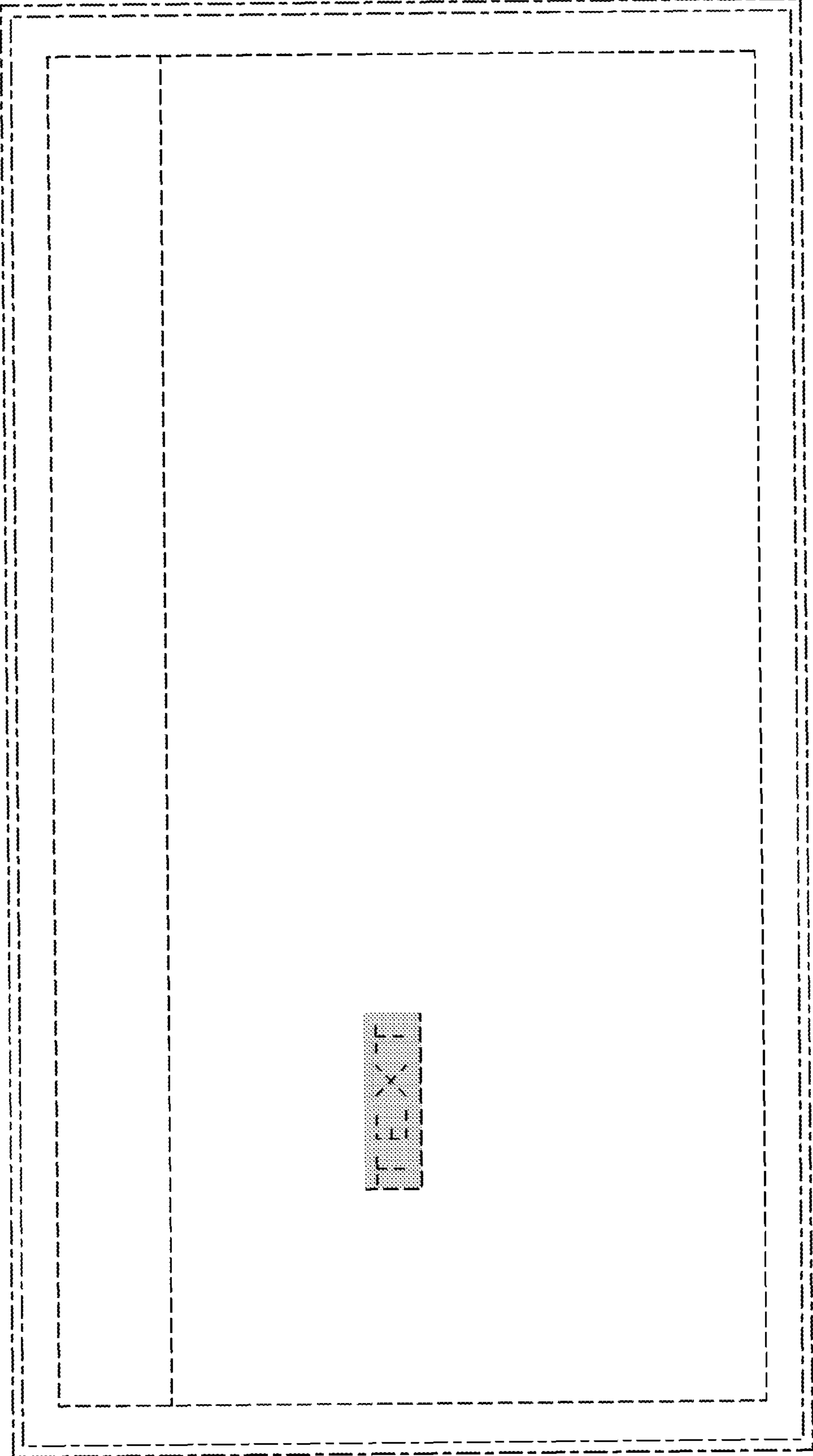


FIG. 1

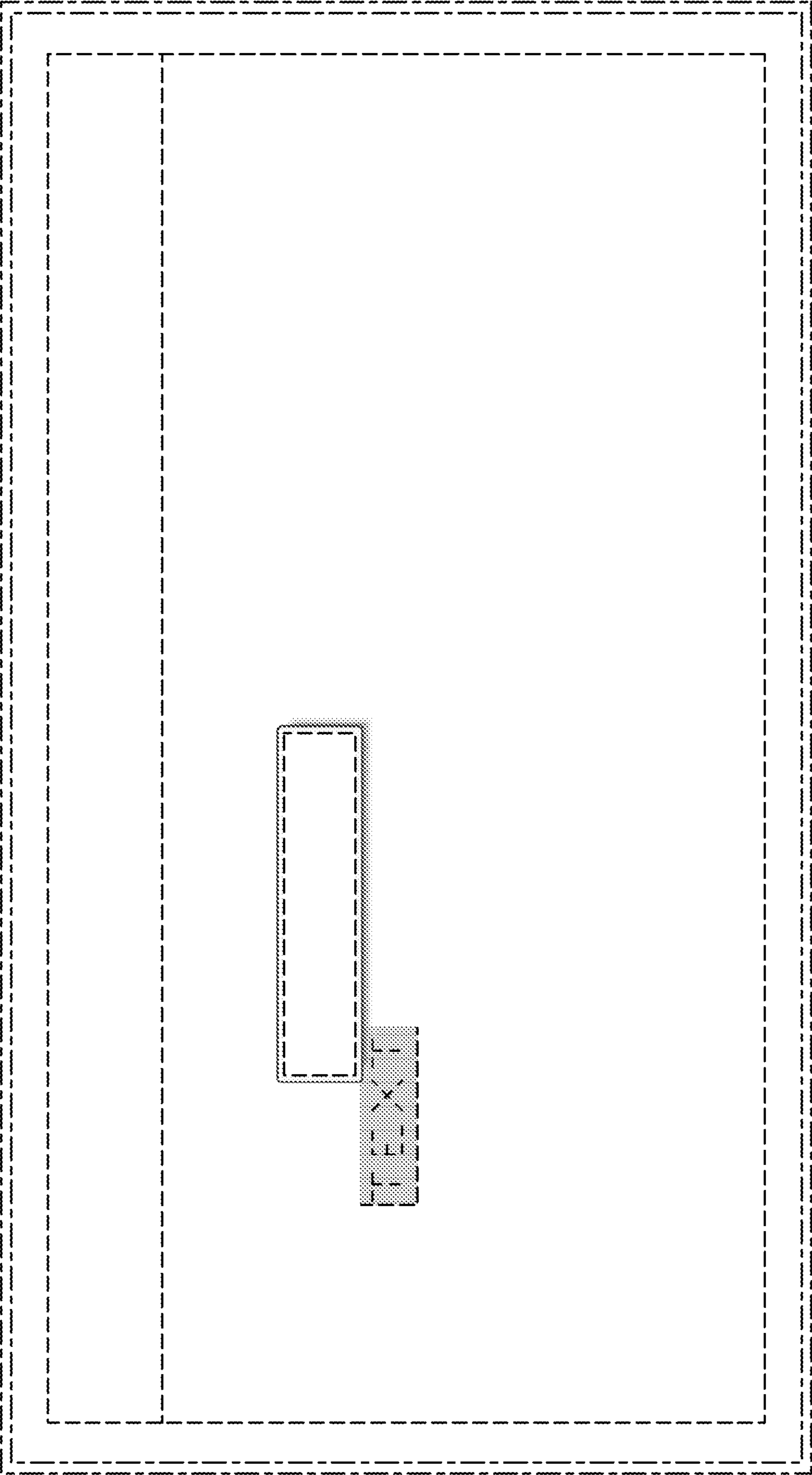


FIG. 2