

US00D562324S

(12) **United States Design Patent**
Lin

(10) **Patent No.:** **US D562,324 S**

(45) **Date of Patent:** **** Feb. 19, 2008**

(54) **RADIATING MOUSE**

(76) Inventor: **Cristina Lin**, 14F-3, No. 137, Sec. 1,
Fushing S. Rd., Taipei (TW)

(**) Term: **14 Years**

(21) Appl. No.: **29/270,346**

(22) Filed: **Dec. 21, 2006**

(51) **LOC (8) Cl.** **14-02**

(52) **U.S. Cl.** **D14/408**

(58) **Field of Classification Search** D14/402-410,
D14/417; 235/472.01; 345/156-167; 365/49;
463/36-38; 200/5 A, 5 R, 6 A, 6 R; 273/148 B
See application file for complete search history.

(56) **References Cited**

U.S. PATENT DOCUMENTS

D326,848 S *	6/1992	Shiraishi	D14/410
D424,550 S *	5/2000	Su	D14/410
D460,072 S *	7/2002	Sheehan	D14/408
D464,652 S *	10/2002	Roh	D14/408
D479,528 S *	9/2003	Sheehan et al.	D14/408
D479,843 S *	9/2003	Mori	D14/408
D491,949 S *	6/2004	Su et al.	D14/408
D504,133 S *	4/2005	Canavan et al.	D14/402

D505,678 S *	5/2005	Sheehan et al.	D14/408
D506,198 S *	6/2005	Sheehan et al.	D14/408
D514,106 S *	1/2006	Pan	D14/408
D529,027 S *	9/2006	Sheehan et al.	D14/402

* cited by examiner

Primary Examiner—Pamela J. Burgess

(74) *Attorney, Agent, or Firm*—Rosenberg, Klein & Lee

(57) **CLAIM**

The ornamental design for a radiating mouse, as shown and described following.

DESCRIPTION

FIG. 1 is a perspective view of a radiating mouse showing the new design;

FIG. 2 is a front elevational view thereof;

FIG. 3 is a rear elevational view thereof;


FIG. 4 is a left side elevational view thereof;

FIG. 5 is a right side elevational view thereof;

FIG. 6 is a top plan view thereof; and,

FIG. 7 is a bottom plan view thereof.

1 Claim, 7 Drawing Sheets






FIG.1

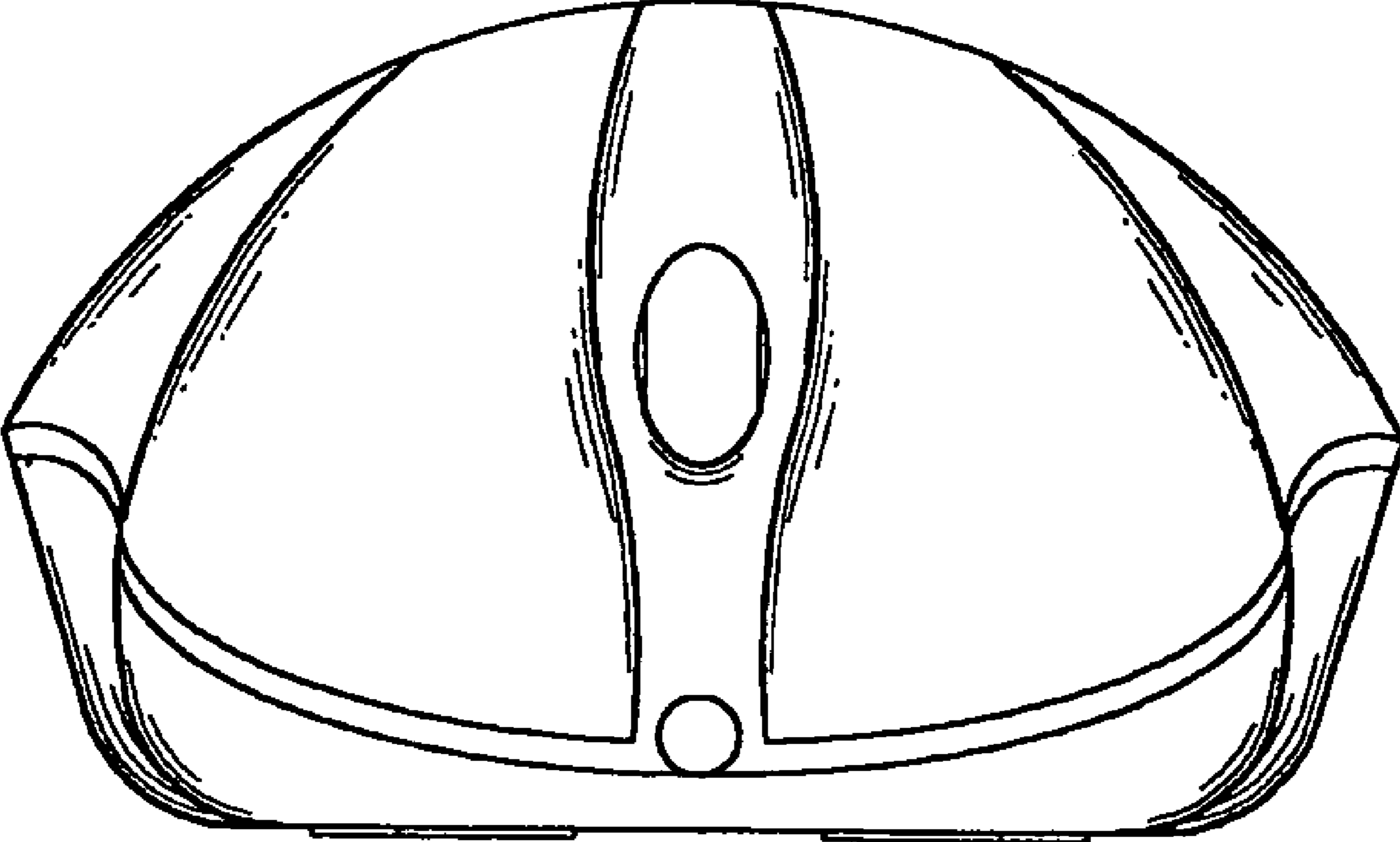


FIG.2

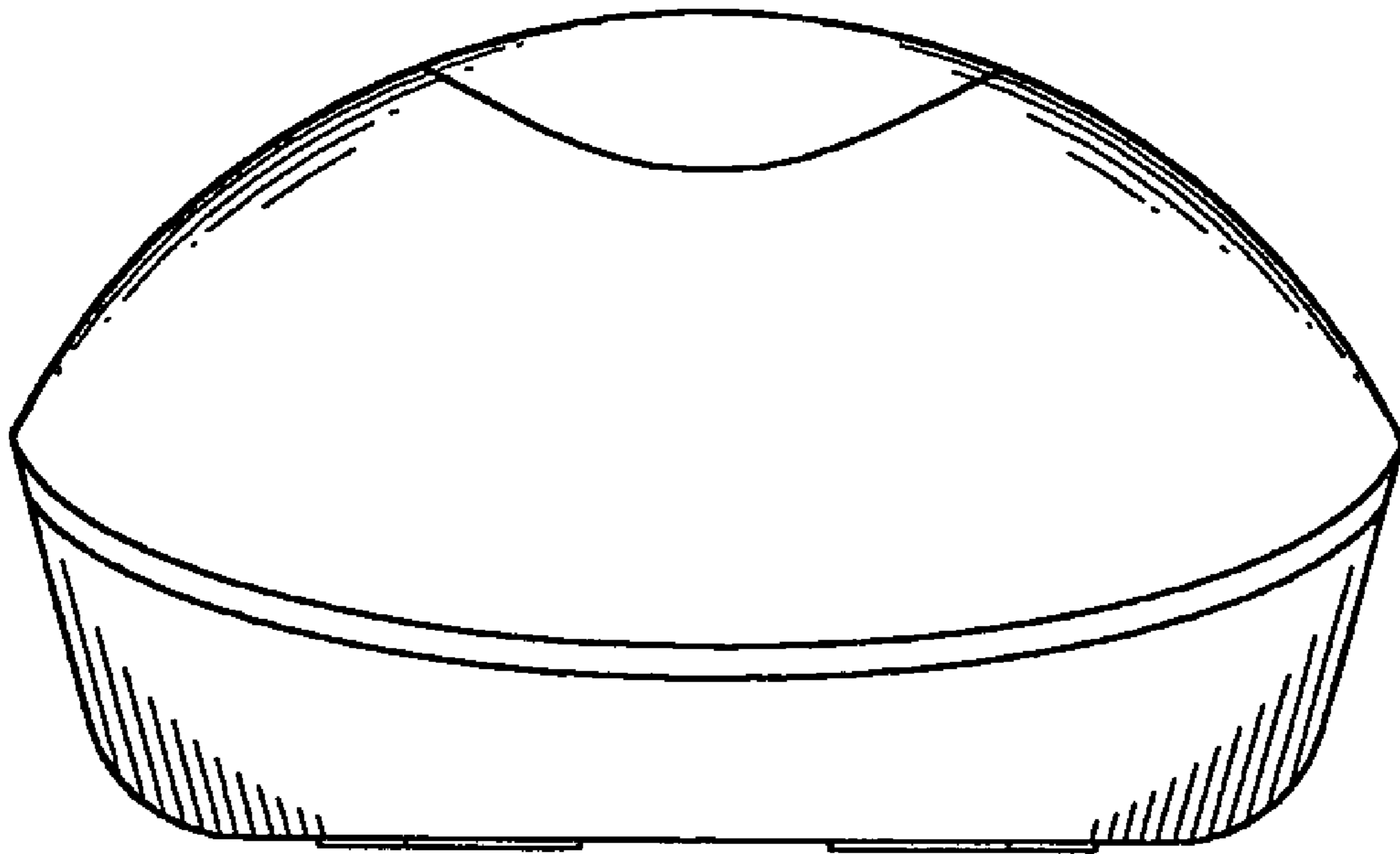


FIG.3

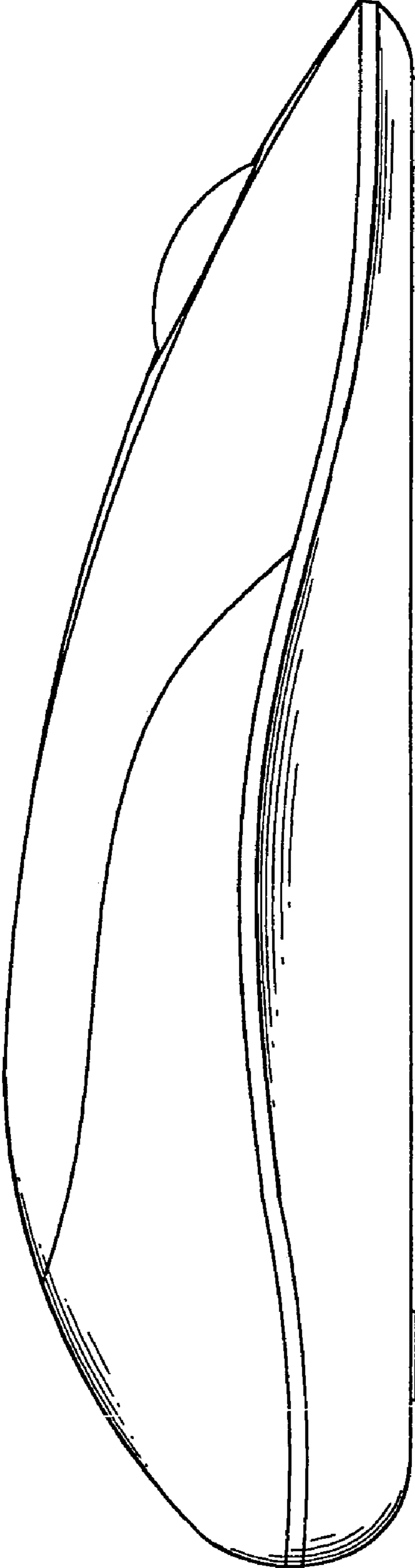


FIG.4




FIG.5

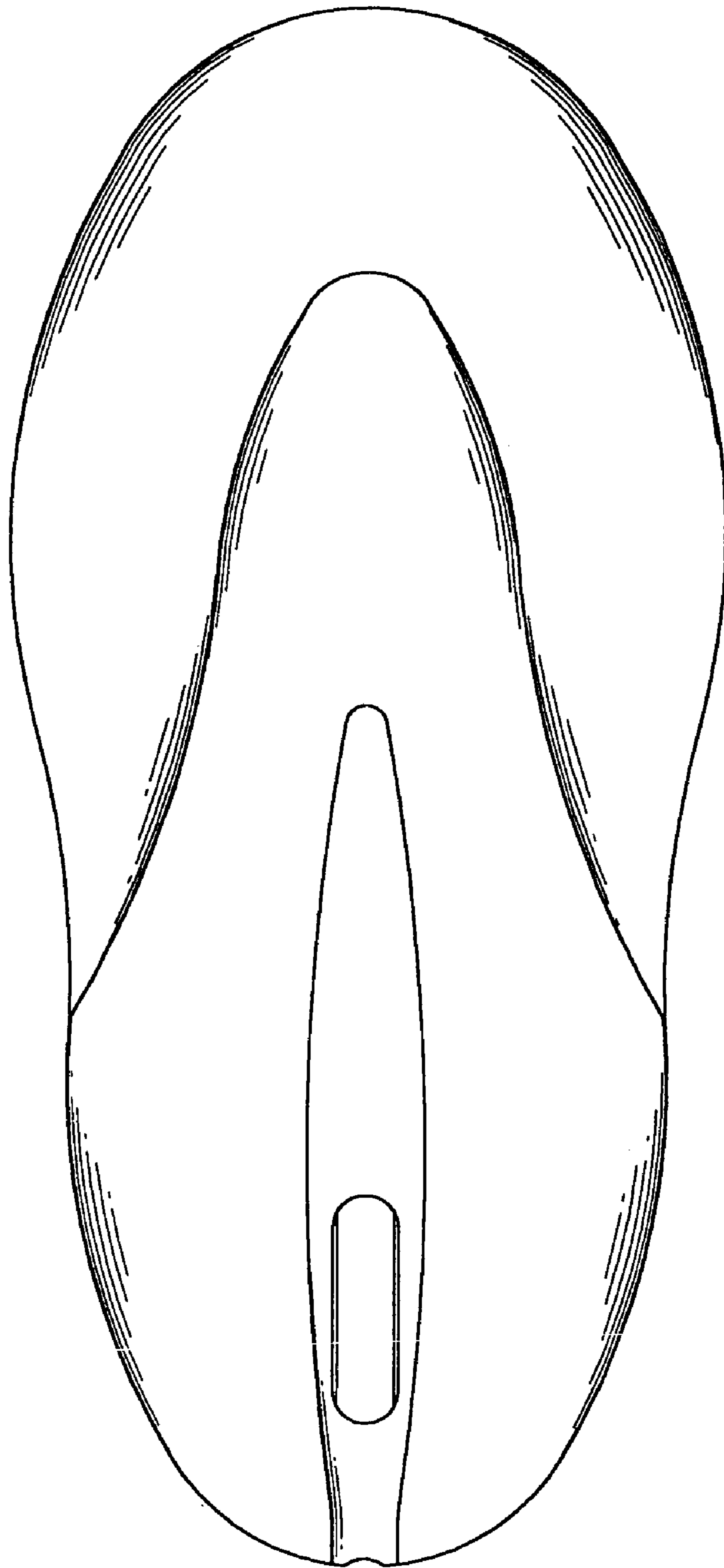


FIG.6

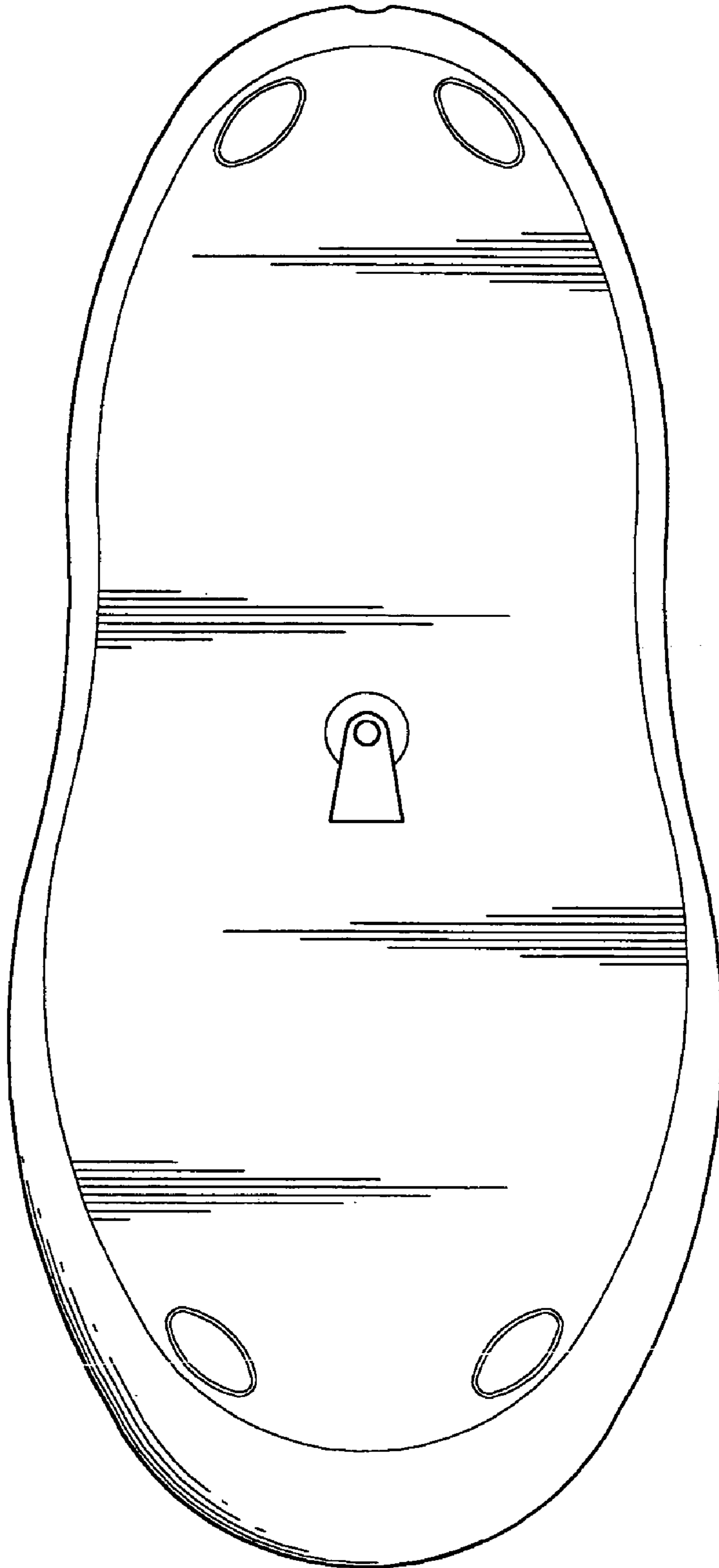


FIG.7