



US00D562314S

(12) **United States Design Patent**  
**Han et al.**

(10) **Patent No.:** **US D562,314 S**  
(45) **Date of Patent:** **\*\* Feb. 19, 2008**

(54) **HOUSING FOR A COMMUNICATION DEVICE**

FOREIGN PATENT DOCUMENTS

WO DM/063387 \* 5/2003

(75) Inventors: **Sun J Han**, Chicago, IL (US); **Ruben D. Castano**, Glenview, IL (US)

OTHER PUBLICATIONS

(73) Assignee: **Motorola, Inc.**, Schaumburg, IL (US)

Motorola E1060, announced 1Q 2005, <URL:www.gsmarena.com>, retrieved from internet Sep. 9, 2007.\*  
Nokia 6030, announced 1Q 2005, <URL:www.gsmarena.com>, retrieved from internet Aug. 29, 2007.\*  
Sony Ericsson J230, announced Nov. 2005, <URL:www.gsmarena.com>, retrieved from internet Aug. 29, 2007.\*  
Nokia 6070, announced Feb. 2006, <URL:www.gsmarena.com>, retrieved from internet Aug. 29, 2007.\*

(\*\*) Term: **14 Years**

\* cited by examiner

(21) Appl. No.: **29/278,393**

(22) Filed: **Mar. 28, 2007**

(51) **LOC (8) Cl.** ..... **14-03**

(52) **U.S. Cl.** ..... **D14/248; D14/138**

(58) **Field of Classification Search** ..... D14/137-138, D14/147-148, 156, 218, 247-248, 341-347, D14/496; D16/208; D21/329, 331, 333, D21/517; 348/14.01-14.02; 361/814; 379/433.01-433.13; 455/90.3, 556.1-556.2, 455/566, 575.1, 575.3, 575.4

*Primary Examiner*—Charles A. Rademaker

*Assistant Examiner*—Carla Jobe Wright

(74) *Attorney, Agent, or Firm*—David S. Noskowitz

See application file for complete search history.

(57) **CLAIM**

The ornamental design for a housing for a communication device, as shown and described.

(56) **References Cited**

**DESCRIPTION**

U.S. PATENT DOCUMENTS

D478,883 S *	8/2003	Jensfelt et al. ....	D14/138
D498,735 S *	11/2004	Chen et al. ....	D14/138
D513,741 S *	1/2006	Jensfelt ....	D14/138
D514,079 S *	1/2006	Lai ....	D14/138
D519,478 S *	4/2006	Lee et al. ....	D14/138
D523,837 S *	6/2006	Lee ....	D14/138
D524,786 S *	7/2006	Paradise et al. ....	D14/138
D545,814 S *	7/2007	Wilson et al. ....	D14/248
D546,316 S *	7/2007	Wu et al. ....	D14/138
D546,801 S *	7/2007	Jung ....	D14/138
D548,216 S *	8/2007	Pan et al. ....	D14/138
D548,717 S *	8/2007	Davis ....	D14/138
2005/0136995 A1 *	6/2005	Robertson ....	455/575.1

FIG. 1 is a perspective view of a housing for a communication device showing our new design.

FIG. 2 is a front view thereof.

FIG. 3 is a rear view thereof.

FIG. 4 is a side view thereof.

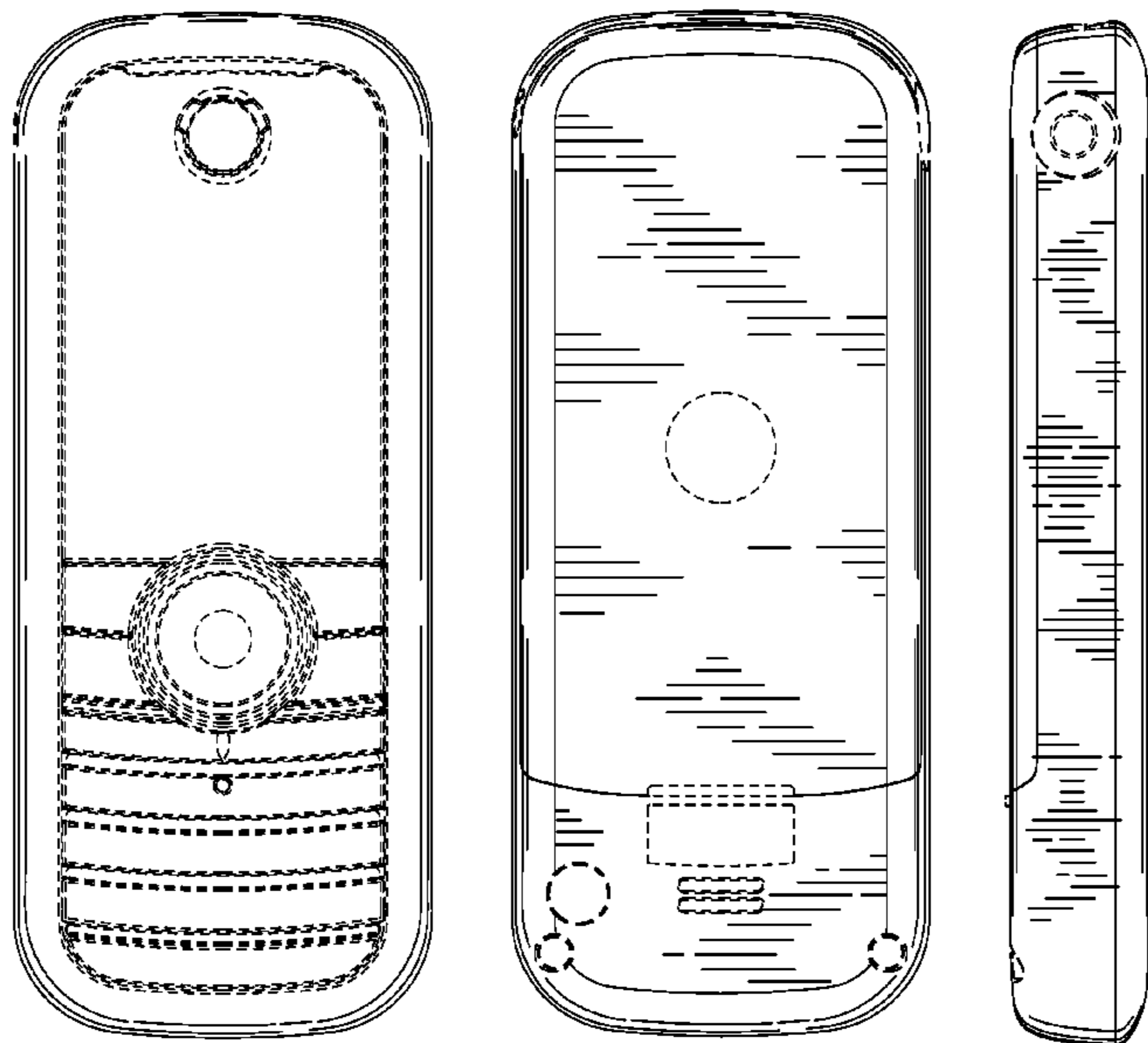
FIG. 5 is an opposite side view thereof.

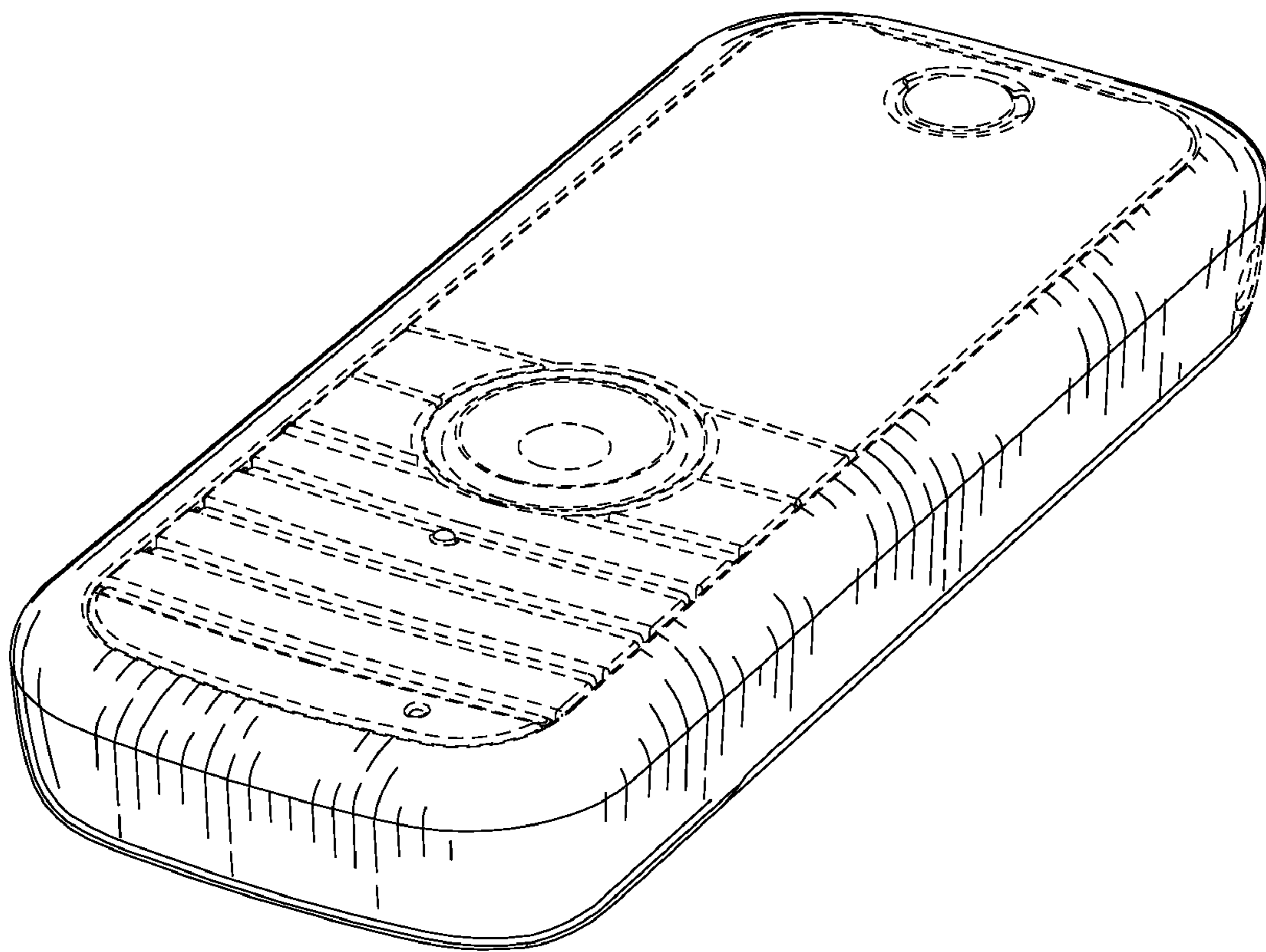
FIG. 6 is a top view thereof; and,

FIG. 7 is a bottom view thereof.

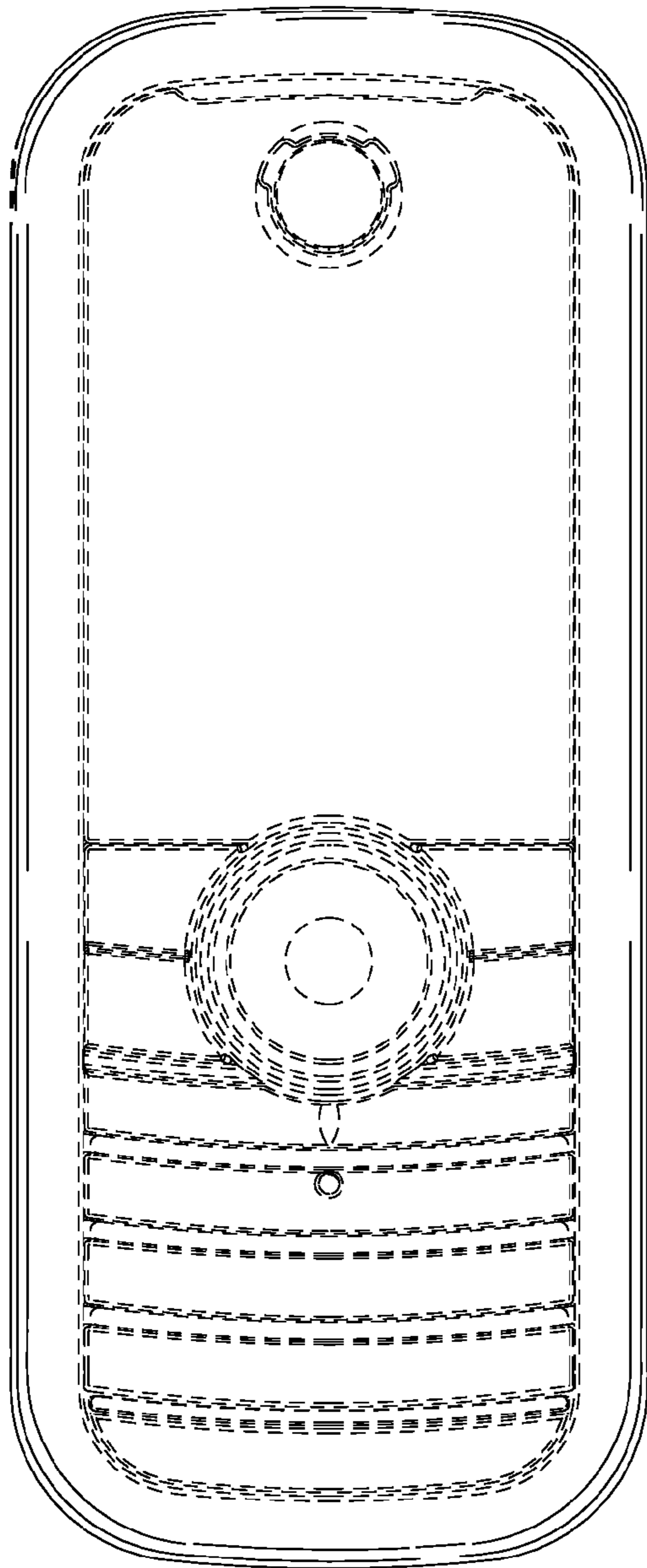
The broken line showing of environmental structures is for illustrative purposes only and forms no part of the claimed design.

**1 Claim, 4 Drawing Sheets**

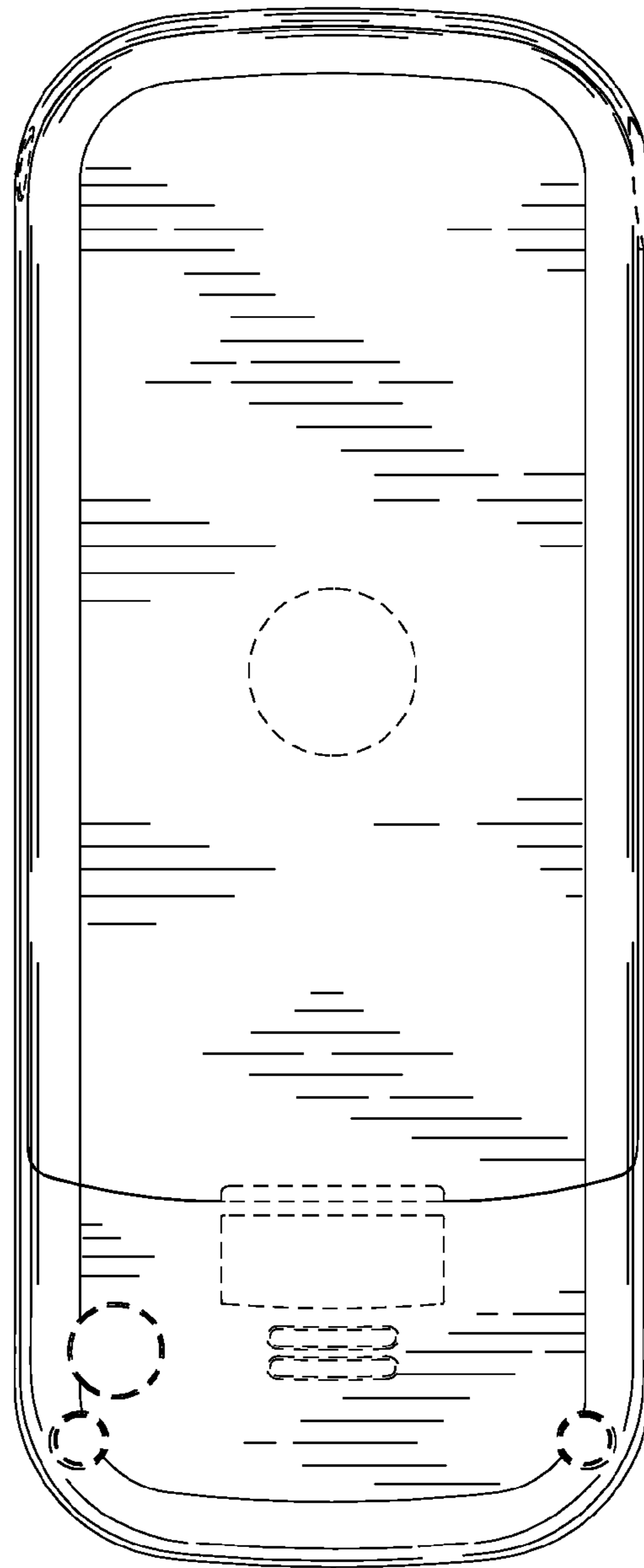




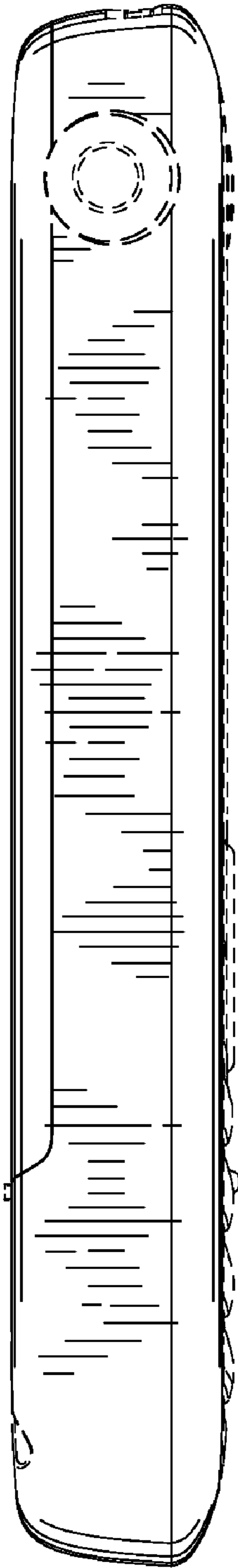
*FIG. 1*



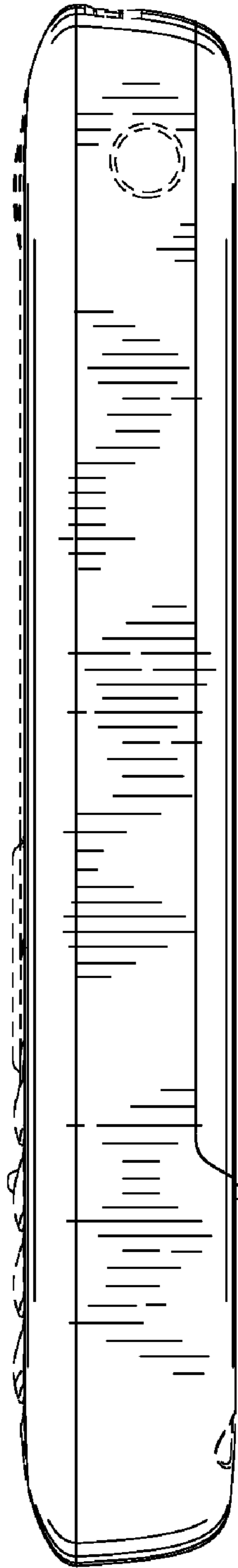
*FIG. 2*



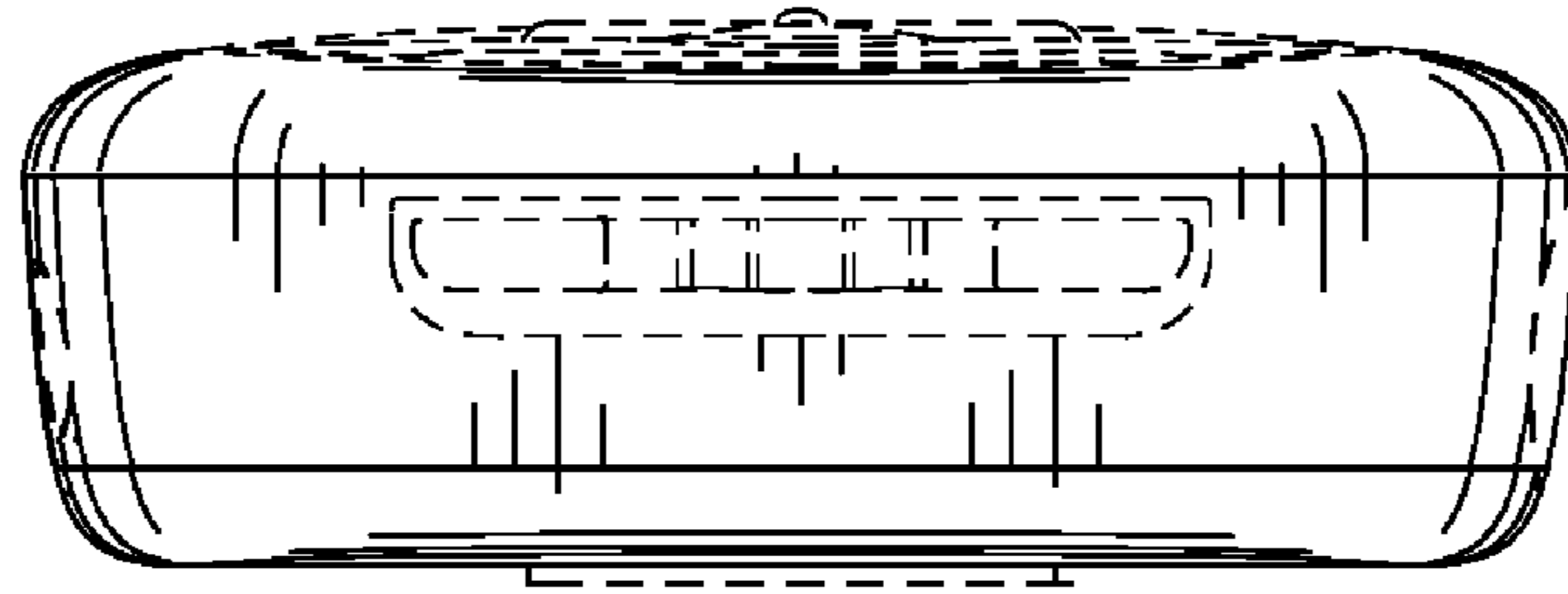
*FIG. 3*



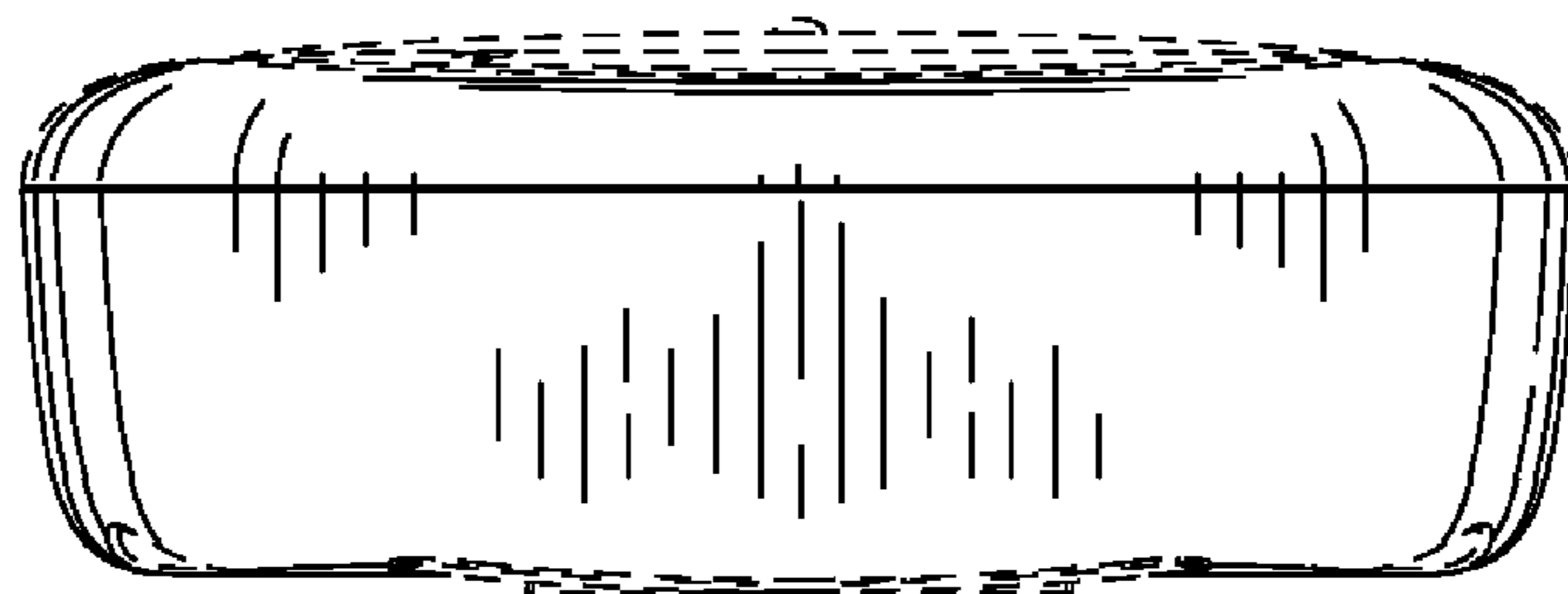
*FIG. 4*



*FIG. 5*



*FIG. 6*



*FIG. 7*