

US00D562306S

(12) **United States Design Patent**  
**Jeong et al.**

(10) **Patent No.:** **US D562,306 S**

(45) **Date of Patent:** **\*\* Feb. 19, 2008**

(54) **DOOR-PHONE FOR HOME NETWORK**

(75) Inventors: **Hwan Hee Jeong**, Kyungki-Do (KR);  
**Gil Seob Lee**, Seoul (KR); **Jeong Taek Lim**, Seoul (KR)

(73) Assignee: **Samsung Electronics Co., Ltd.**, Suwon (KR)

(\*\*) Term: **14 Years**

(21) Appl. No.: **29/285,371**

(22) Filed: **Mar. 27, 2007**

(51) **LOC (8) Cl.** ..... **14-01**

(52) **U.S. Cl.** ..... **D14/159**

(58) **Field of Classification Search** ..... D14/162,  
D14/159, 130, 158, 142; D13/177; 713/182;  
455/575.2; 379/176, 167.14, 167.05, 156,  
379/155; 348/156; 340/326  
See application file for complete search history.

(56) **References Cited**

**U.S. PATENT DOCUMENTS**

D283,130 S \* 3/1986 Boenning ..... D14/159  
4,843,461 A \* 6/1989 Tatsumi et al. .... 348/156  
D321,686 S \* 11/1991 Plozner ..... D14/159  
D394,656 S \* 5/1998 Kato et al. .... D14/159  
D410,004 S \* 5/1999 LaPorte et al. .... D14/146  
6,144,289 A \* 11/2000 Le Bel ..... 340/309.3

D469,420 S \* 1/2003 Parsadayan ..... D14/159  
D490,396 S \* 5/2004 Yamaguchi et al. .... D14/159  
D500,751 S \* 1/2005 Yukikado et al. .... D14/159  
D519,100 S \* 4/2006 Shioya et al. .... D14/159  
D522,490 S \* 6/2006 Yukikado et al. .... D14/159  
D525,963 S \* 8/2006 Yukikado et al. .... D14/159  
D531,160 S \* 10/2006 Yukikado et al. .... D14/159

\* cited by examiner

*Primary Examiner*—Cathron C. Brooks

*Assistant Examiner*—Austin Murphy

(74) *Attorney, Agent, or Firm*—Ladas and Parry LLP

(57) **CLAIM**

We claim the ornamental design for door-phone for home network, as shown.

**DESCRIPTION**

FIG. 1 is a front/right-side/top perspective view of a door-phone for home network showing our new design;

FIG. 2 is a front elevational view thereof;

FIG. 3 is a rear elevational view thereof;

FIG. 4 is a left-side elevational view thereof;

FIG. 5 is a right-side elevational view thereof;

FIG. 6 is a top plan view thereof; and,

FIG. 7 is a bottom plan view thereof.

**1 Claim, 6 Drawing Sheets**

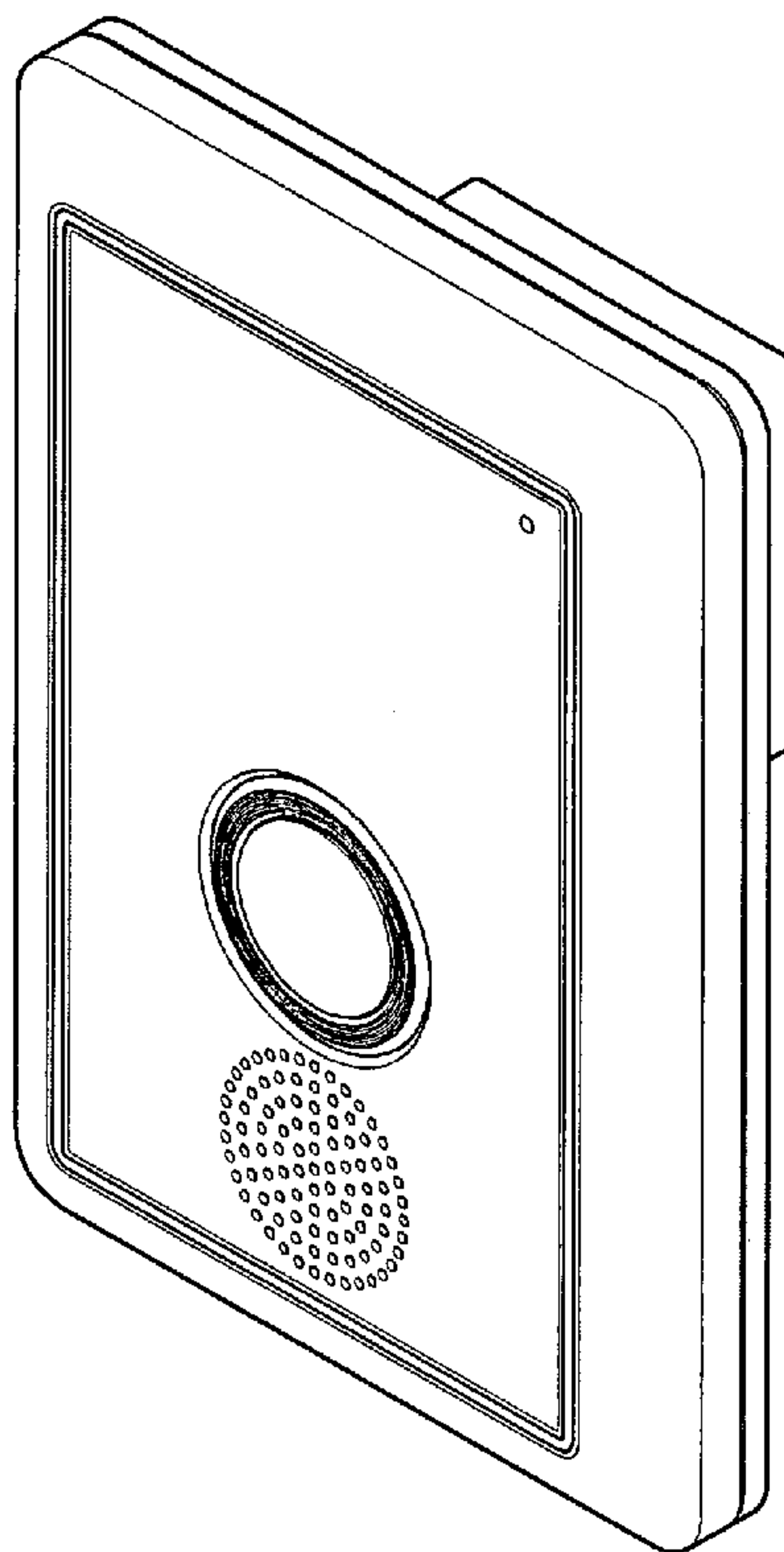


FIG. 1

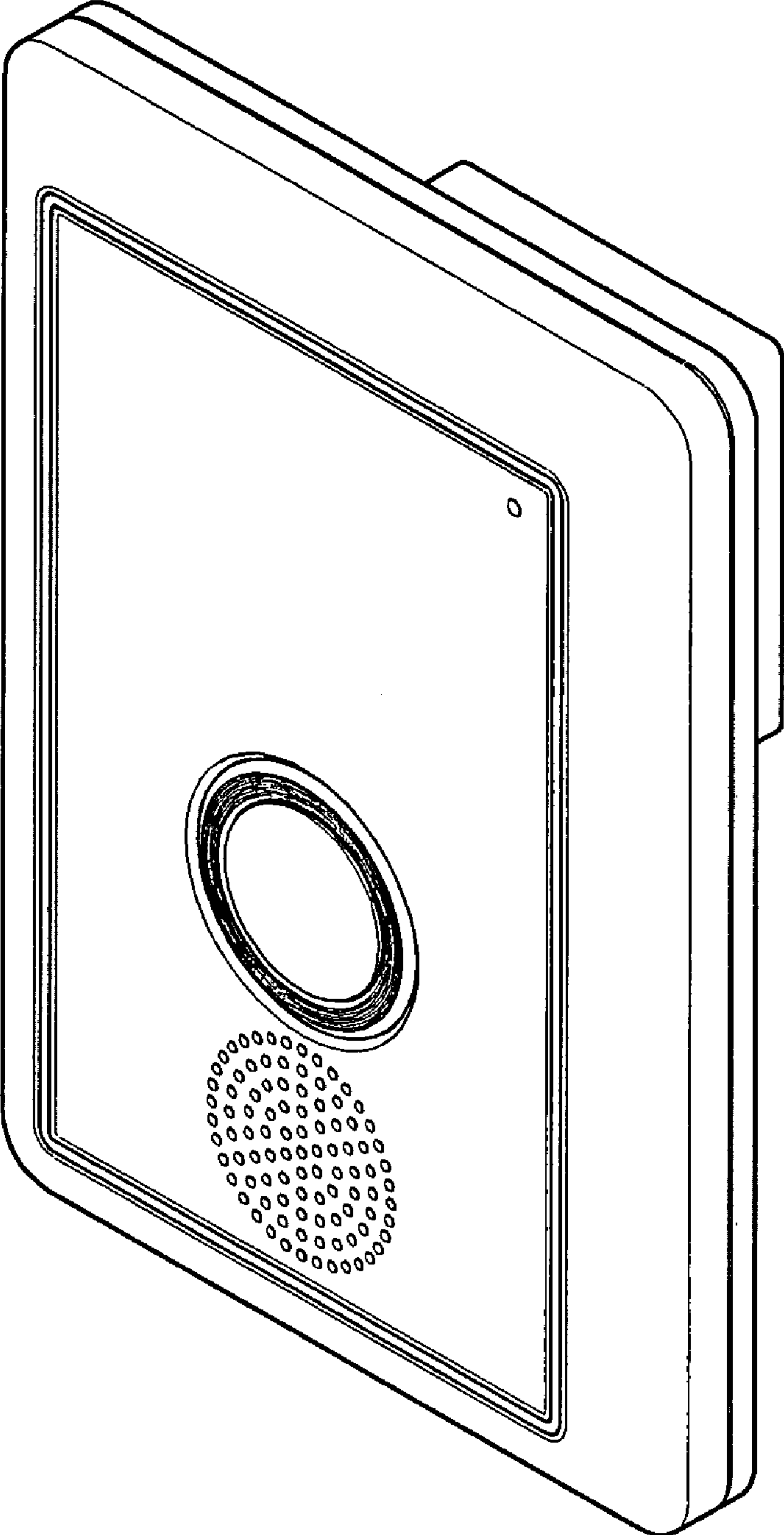


FIG. 2

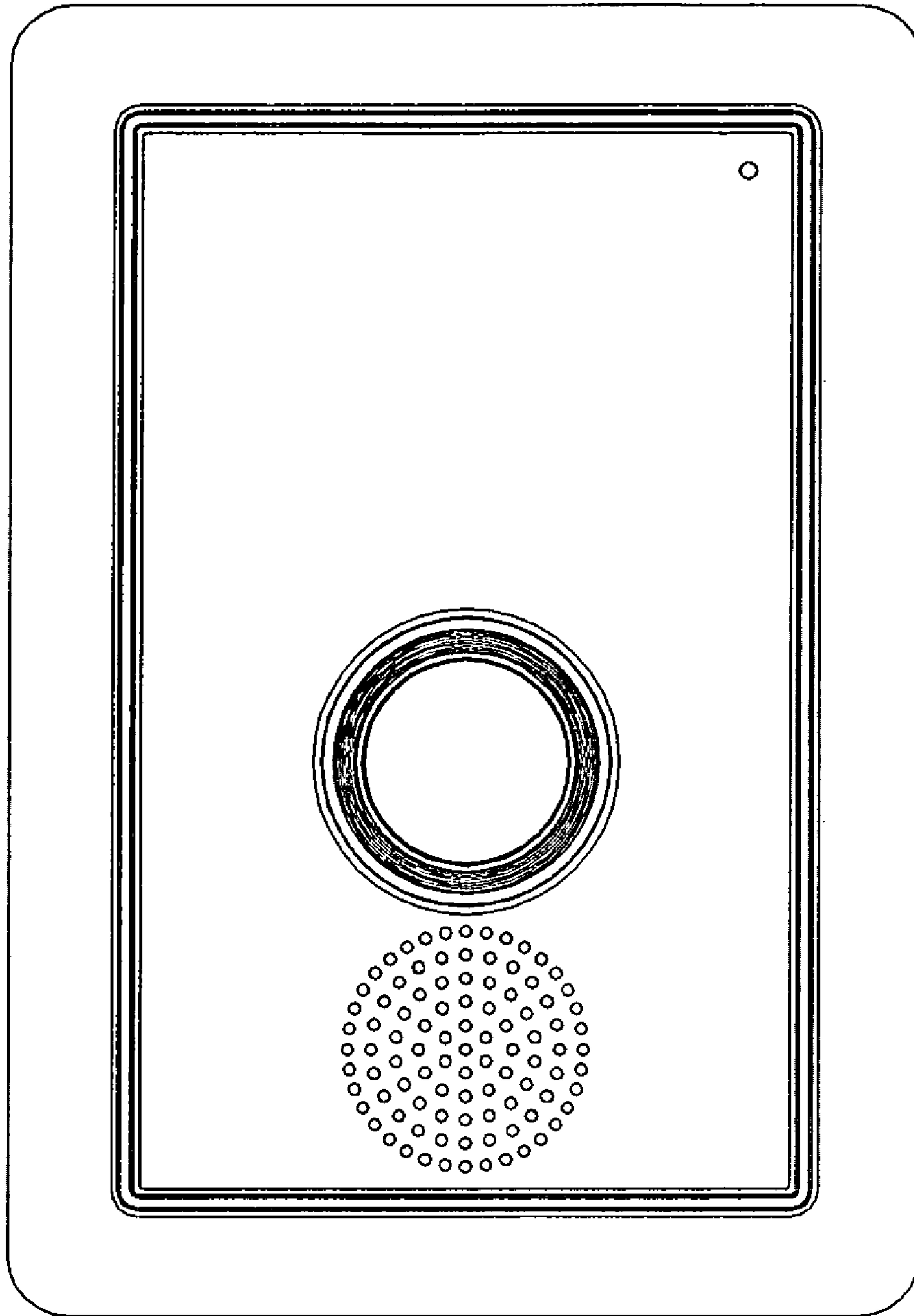
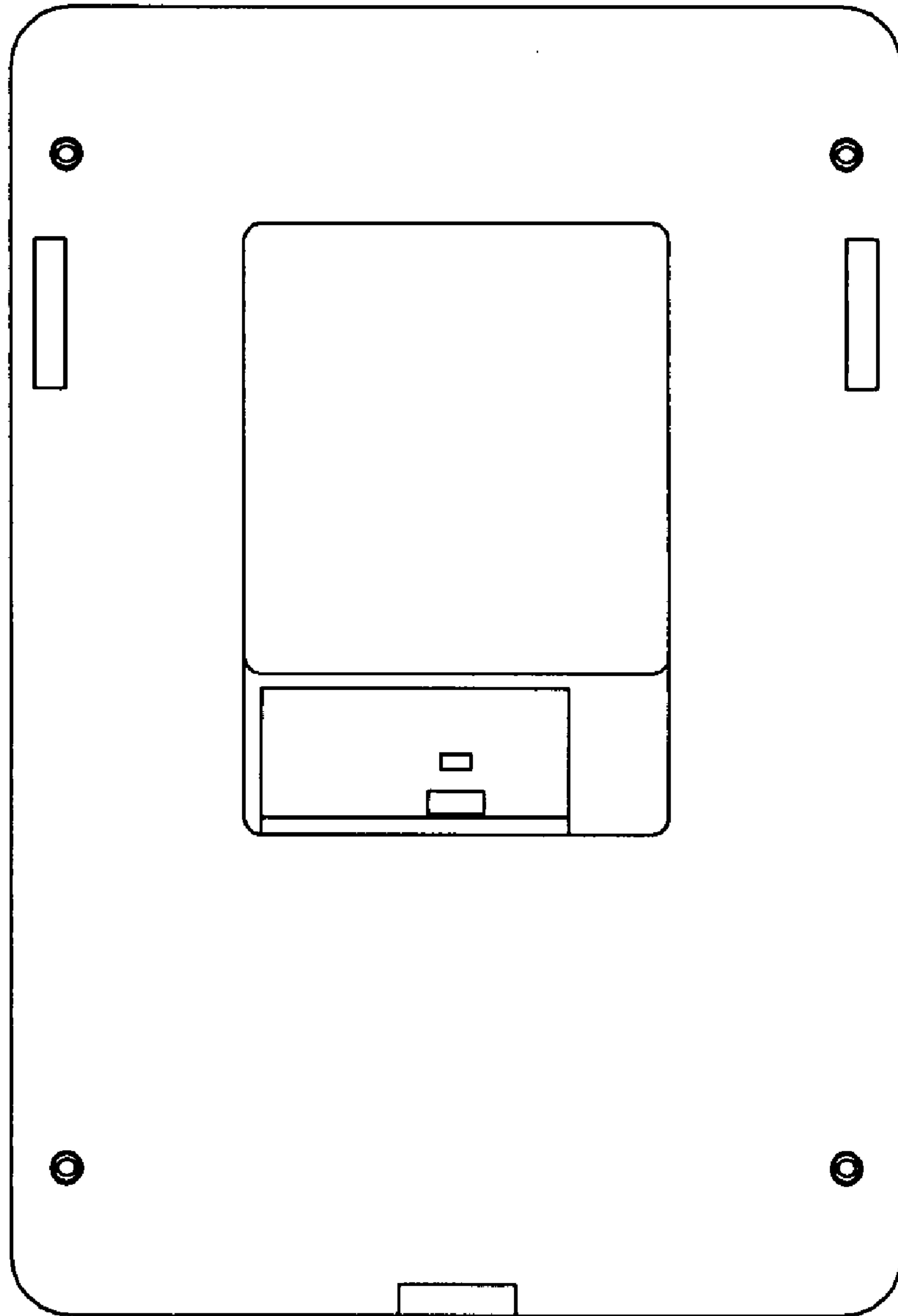
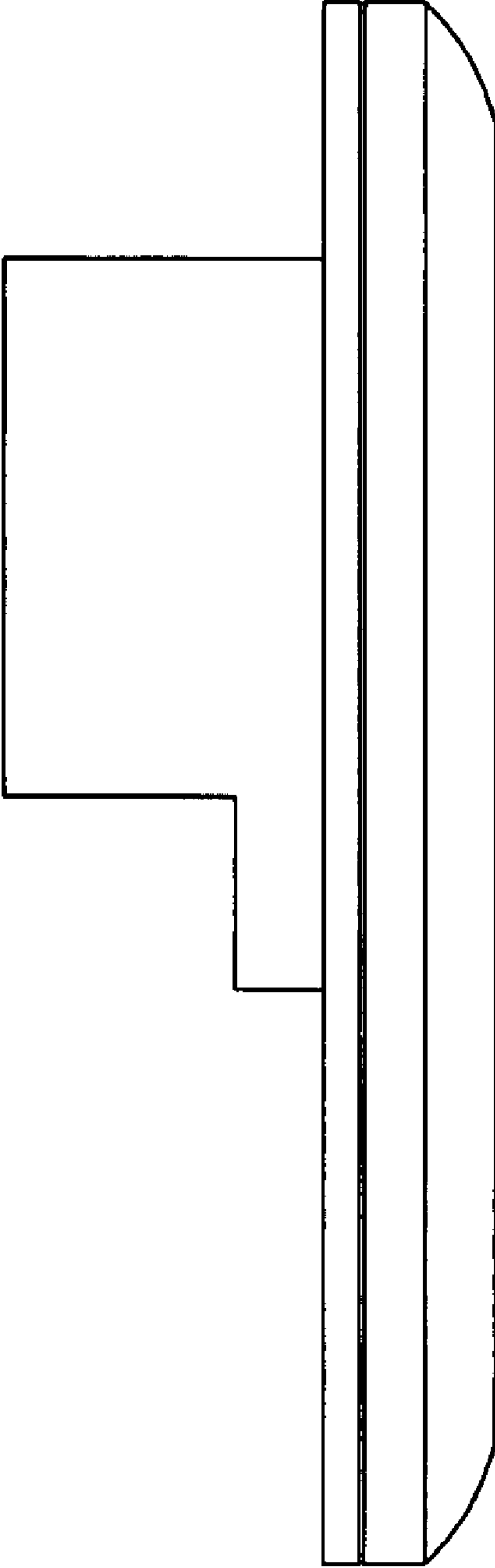


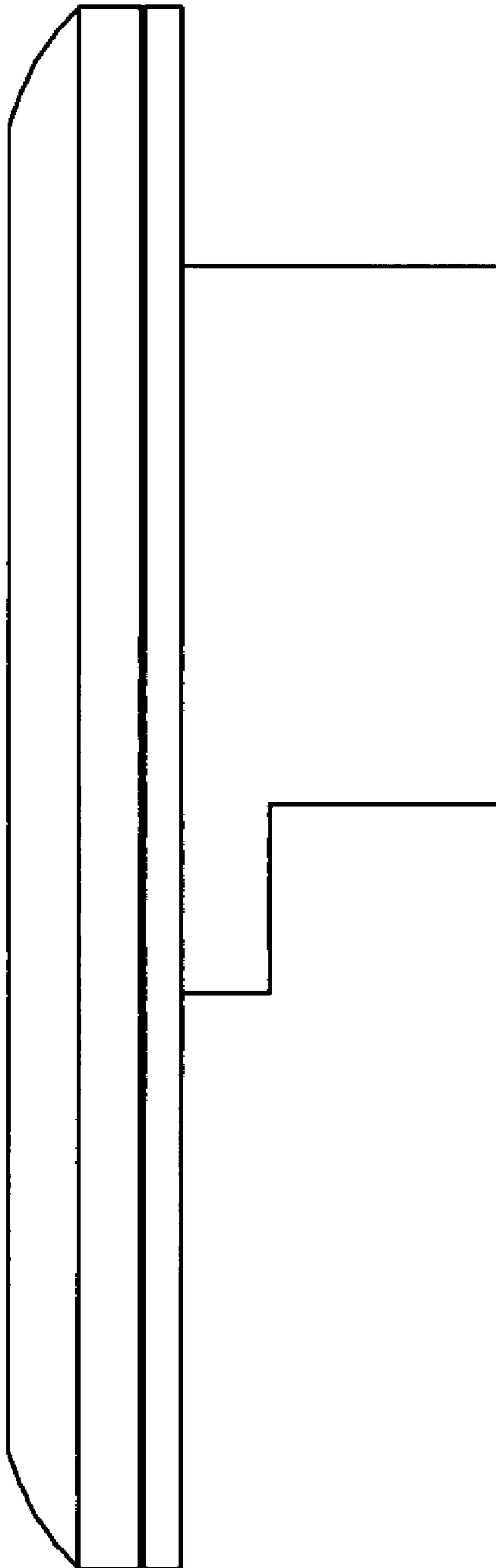
FIG. 3



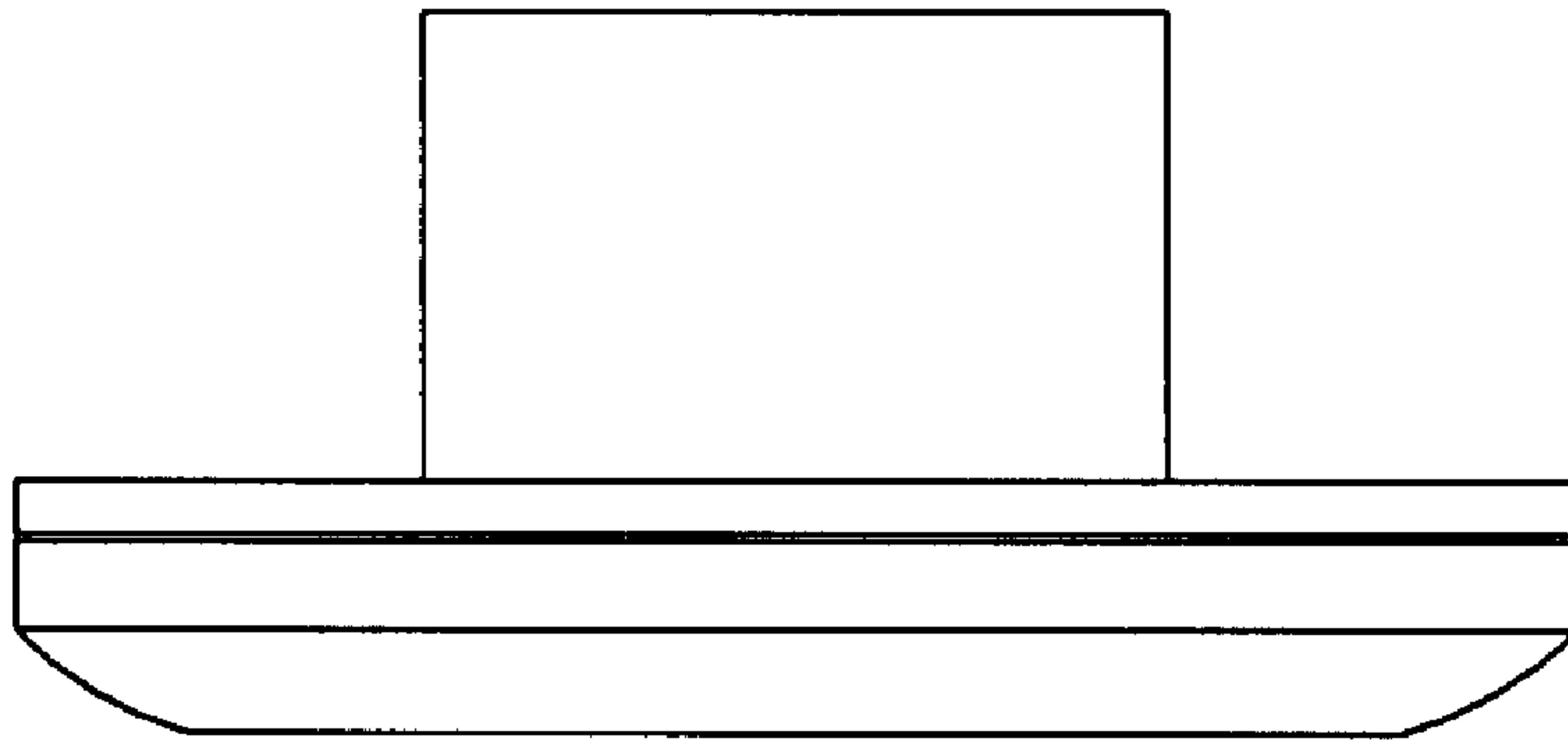
**FIG. 4**



**FIG. 5**



**FIG. 6**



**FIG. 7**

