

US00D562299S

(12) **United States Design Patent** (10) **Patent No.:** **US D562,299 S**
Wang et al. (45) **Date of Patent:** **** Feb. 19, 2008**

(54) **HOUSING FOR A COMMUNICATION DEVICE**

2004/0087333 A1* 5/2004 Hutchison et al. 455/550.1

FOREIGN PATENT DOCUMENTS

(75) Inventors: **Tianzhu (Tina) Wang**, Chicago, IL (US); **Giles D. McWilliam**, Chicago, IL (US)

WO DM/068214 * 10/2006
WO DM/068448 * 12/2006

OTHER PUBLICATIONS

(73) Assignee: **Motorola, Inc.**, Schaumburg, IL (US)

Siemens AX72, announced Oct. 2005, <URL:www.gsmarena.com>, retrieved from internet Sep. 9, 2007.*
Samsung Z150, announced Feb. 2006, <URL:www.gsmarena.com>, retrieved from internet Sep. 9, 2007.*
Motorola SLVR L7e, announced Oct. 2006, <URL:www.gsmarena.com>, retrieved from internet Sep. 9, 2007.*

(**) Term: **14 Years**

* cited by examiner

(21) Appl. No.: **29/277,265**

(22) Filed: **Feb. 20, 2007**

(51) **LOC (8) Cl.** **14-03**

Primary Examiner—Charles A. Rademaker

(52) **U.S. Cl.** **D14/138; D14/248**

Assistant Examiner—Carla Jobe Wright

(58) **Field of Classification Search** D14/137–138, D14/147–148, 156, 218, 247–248, 341–347, D14/496; D16/208; D21/329, 331, 333, D21/517; 348/14.01–14.02; 361/814; 379/433.01–433.13; 455/90.3, 556.1–556.2, 455/566, 575.1, 575.3, 575.4

(74) *Attorney, Agent, or Firm*—David S. Noskowicz

See application file for complete search history.

(57) **CLAIM**

The ornamental design for a housing for a communication device, as shown and described.

(56) **References Cited**

DESCRIPTION

U.S. PATENT DOCUMENTS

FIG. 1 is a perspective view of a housing for a communication device showing our new design.

D496,343 S *	9/2004	Lin et al.	D14/138
D505,932 S *	6/2005	Eckholm et al.	D14/138
D515,536 S *	2/2006	Lee et al.	D14/138
D536,681 S *	2/2007	Surtouc	D14/130
D538,251 S *	3/2007	Park et al.	D14/138
D541,246 S *	4/2007	Kim et al.	D14/138
D542,259 S *	5/2007	Cho et al.	D14/138
D542,765 S *	5/2007	Cho et al.	D14/138
D543,184 S *	5/2007	Moon et al.	D14/138
D543,531 S *	5/2007	Lee	D14/138
D546,315 S *	7/2007	Kim et al.	D14/138
D546,808 S *	7/2007	Kim et al.	D14/138

FIG. 2 is a front view thereof.

FIG. 3 is a rear view thereof.

FIG. 4 is a side view thereof.

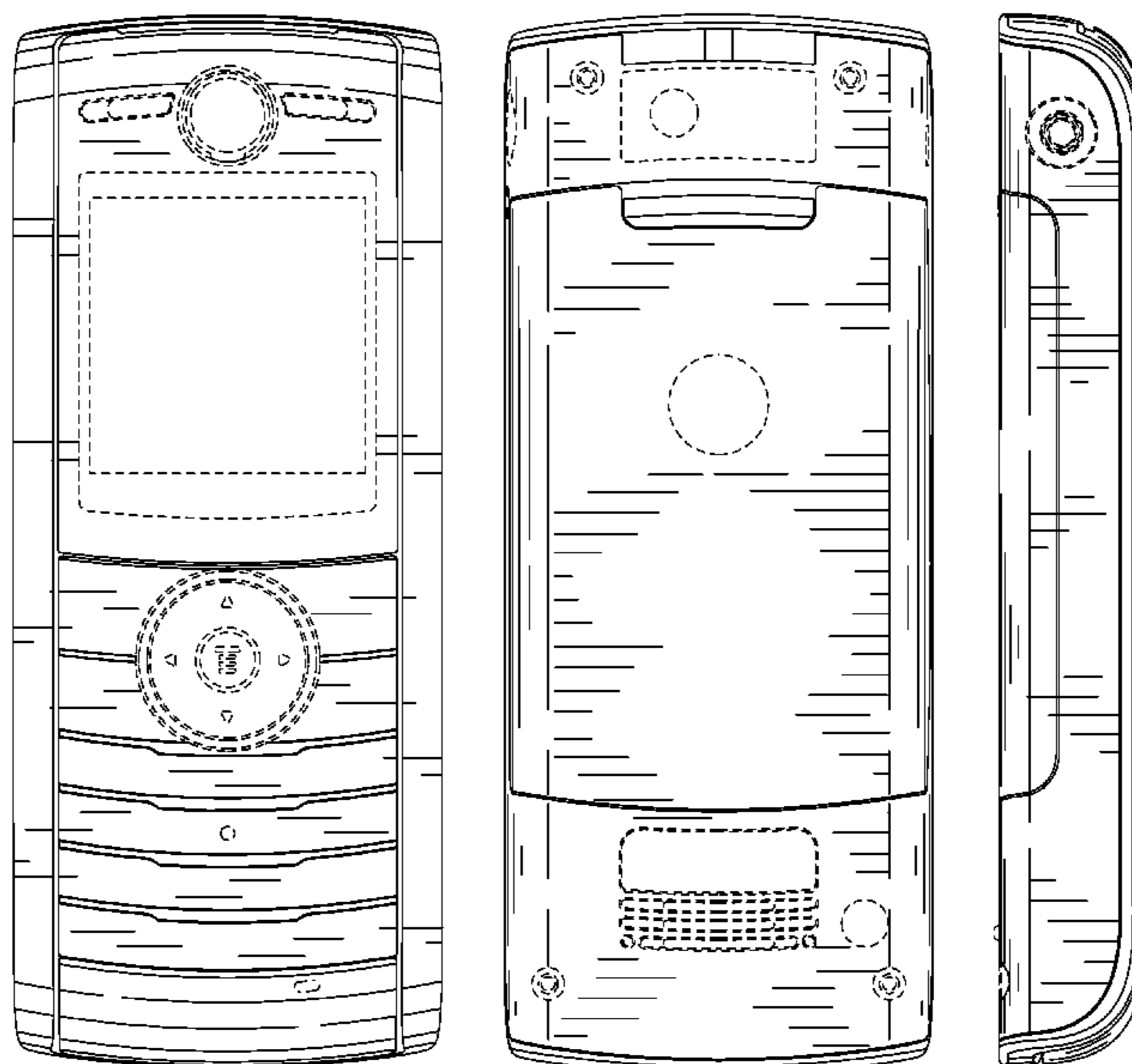
FIG. 5 is an opposite side view thereof.

FIG. 6 is a top view thereof; and,

FIG. 7 is a bottom view thereof.

The broken line showing of environmental structures is for illustrative purposes only and forms no part of the claimed design.

1 Claim, 5 Drawing Sheets






FIG. 1

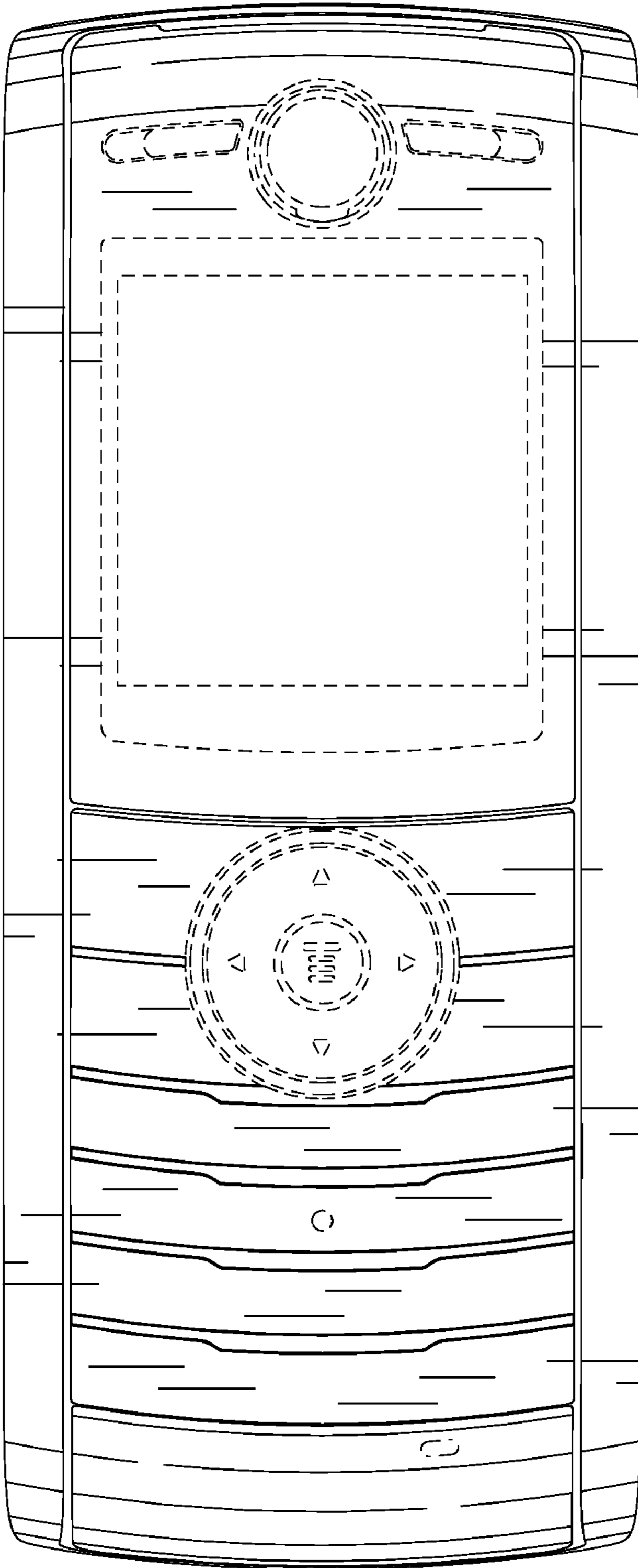


FIG. 2




FIG. 3

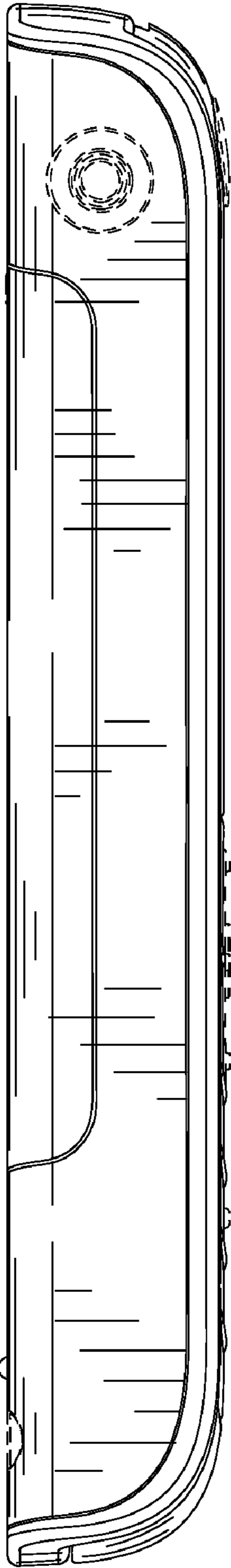


FIG. 4

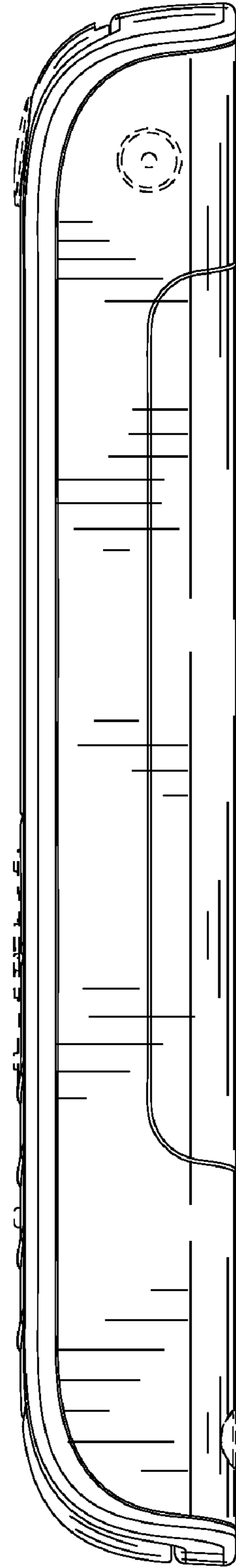


FIG. 5

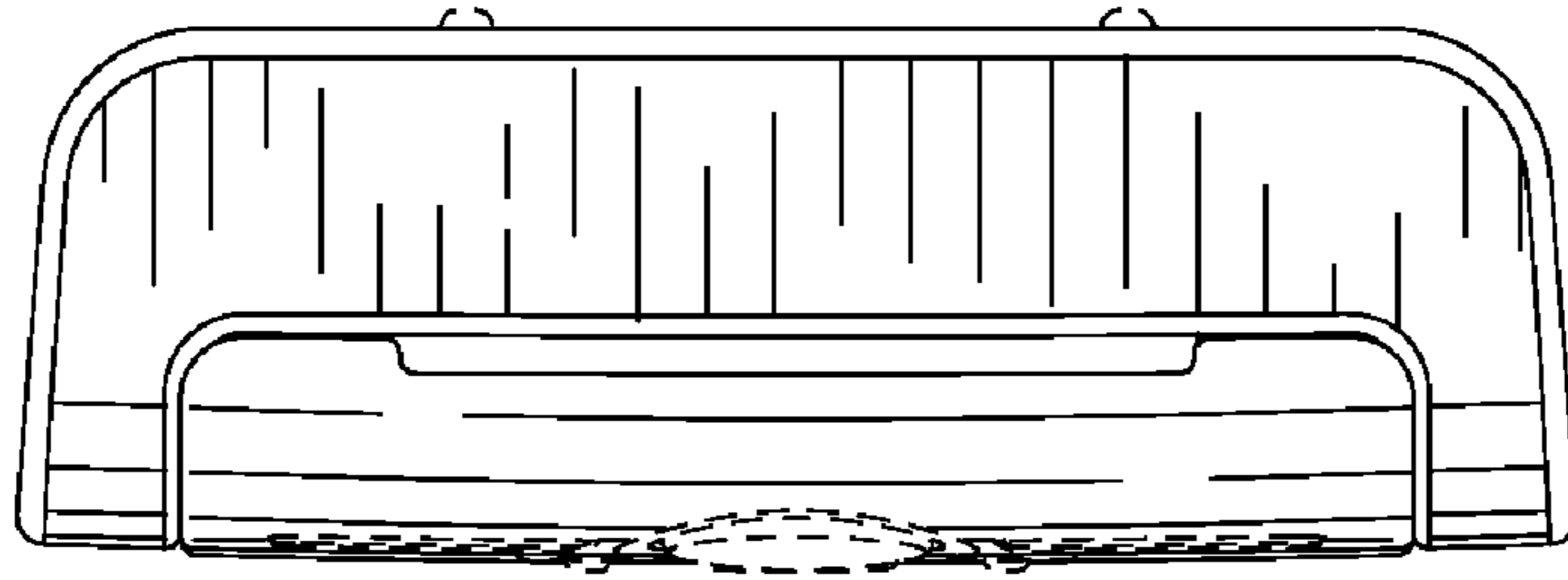


FIG. 6

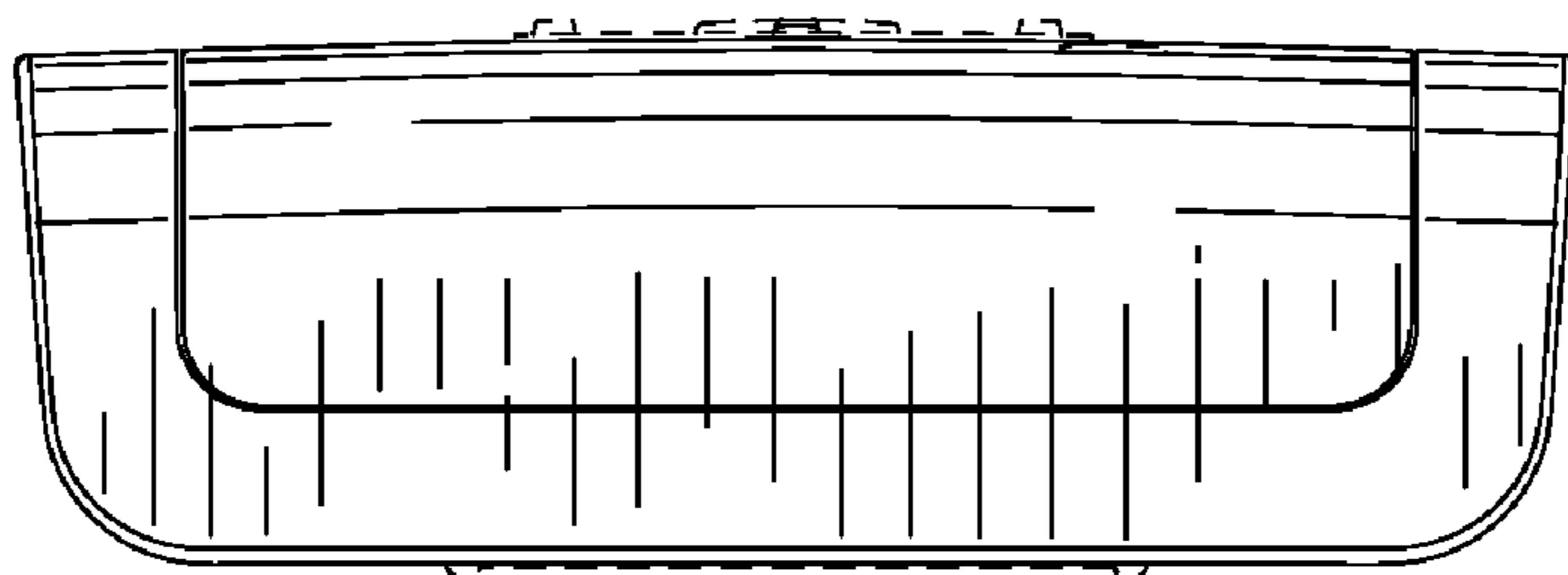


FIG. 7