

US00D562284S

(12) **United States Design Patent**
Kwon et al.

(10) **Patent No.:** **US D562,284 S**
(45) **Date of Patent:** **** Feb. 19, 2008**

(54) **PORTABLE PHONE**

(75) Inventors: **Kee Jin Kwon**, Seoul (KR); **Kwang Ha Choi**, Seoul (KR); **Sang-Min Hyun**, Seoul (KR); **Chang-Soo Lee**, Incheon (KR)

(73) Assignee: **Samsung Electronics Co., Ltd.**, Suwon-Si (KR)

(**) Term: **14 Years**

(21) Appl. No.: **29/270,039**

(22) Filed: **Dec. 14, 2006**

(30) **Foreign Application Priority Data**

Aug. 16, 2006 (KR) 30-2006-0033659

(51) **LOC (8) Cl.** **14-03**

(52) **U.S. Cl.** **D14/138**

(58) **Field of Classification Search** D14/137-138, D14/147-148, 156, 218, 247-248, 341-347, D14/496; D16/208; D21/329, 331, 333, D21/517; 348/14.01-14.02; 361/814; 379/433.01-433.13; 455/556.1-556.2, 575.1, 455/575.3, 575.4, 566, 90.3

See application file for complete search history.

(56) **References Cited**

U.S. PATENT DOCUMENTS

- D515,541 S * 2/2006 Jensfelt D14/138
- D532,767 S * 11/2006 Yoshino et al. D14/138
- D537,064 S * 2/2007 Kim et al. D14/138
- D538,252 S * 3/2007 Joung D14/138
- D539,778 S * 4/2007 Yeh et al. D14/138

- D540,773 S * 4/2007 Meng et al. D14/138
- D542,257 S * 5/2007 Ahn et al. D14/138
- D543,190 S * 5/2007 Huang et al. D14/138
- D545,800 S * 7/2007 Ou et al. D14/138
- D546,805 S * 7/2007 Kim et al. D14/138
- D546,806 S * 7/2007 Cho et al. D14/138
- D546,810 S * 7/2007 Kwak D14/138
- 2004/0185923 A1 * 9/2004 Park et al. 455/575.1

OTHER PUBLICATIONS

“LG KE820”, announced Oct. 2006, <URL:http://www.gsmarena.com/lg_ke820-1761.php>, retrieved from internet Aug. 5, 2007.*

* cited by examiner

Primary Examiner—Ian Simmons

Assistant Examiner—Carla Jobe Wright

(74) *Attorney, Agent, or Firm*—Staas & Halsey LLP

(57) **CLAIM**

The ornamental design for a portable phone, as shown and described.

DESCRIPTION

FIG. 1 is a perspective view of a portable phone;

FIG. 2 is a front view of the portable phone of FIG. 1;

FIG. 3 is a rear view of the portable phone of FIG. 1;

FIG. 4 is a left-side view of the portable phone of FIG. 1;

FIG. 5 is a right-side view of the portable phone of FIG. 1;

FIG. 6 is a top plan view of the portable phone of FIG. 1;

and,

FIG. 7 is a bottom plan view of the portable phone of FIG. 1.

1 Claim, 4 Drawing Sheets

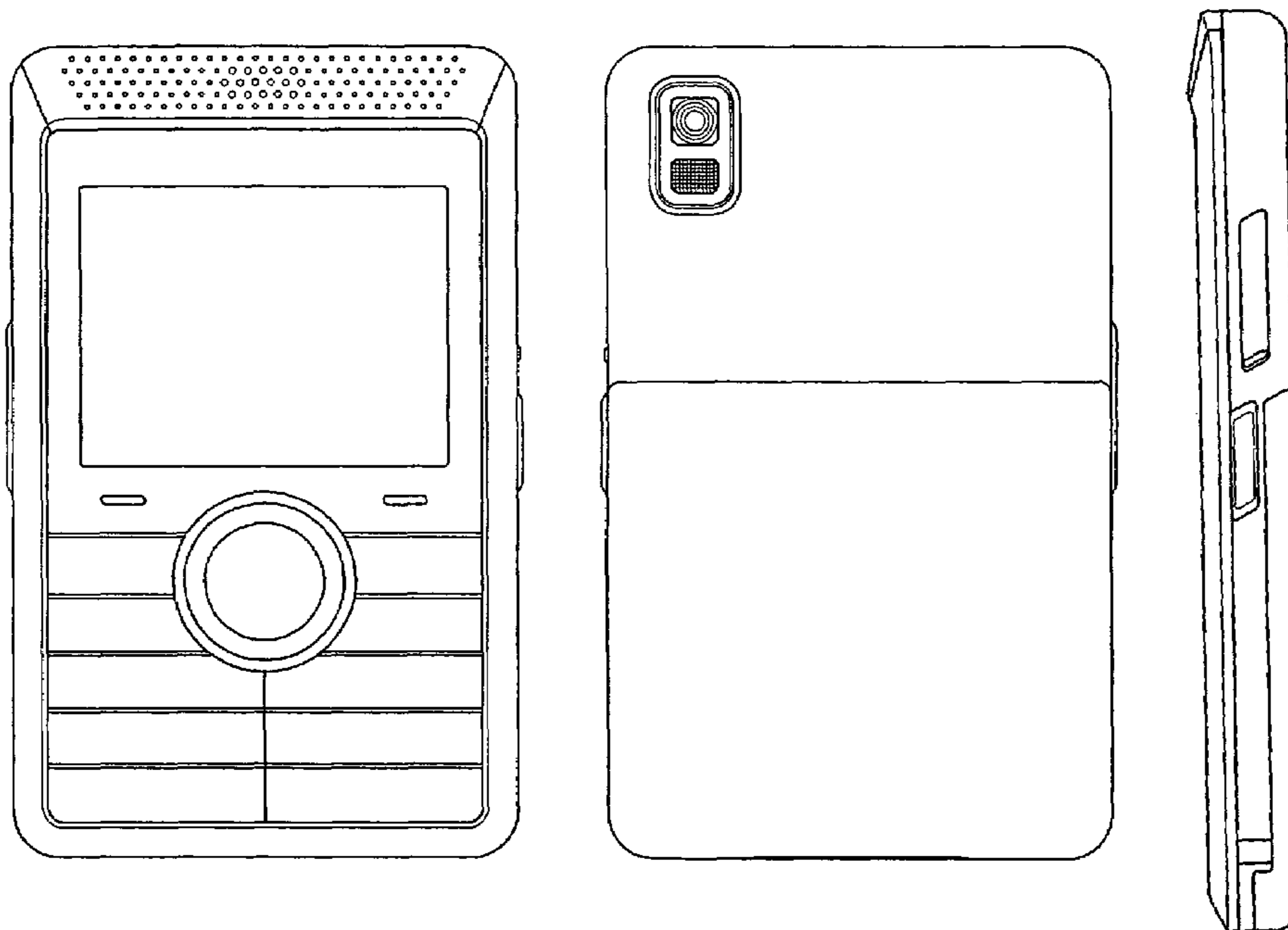


FIG. 1

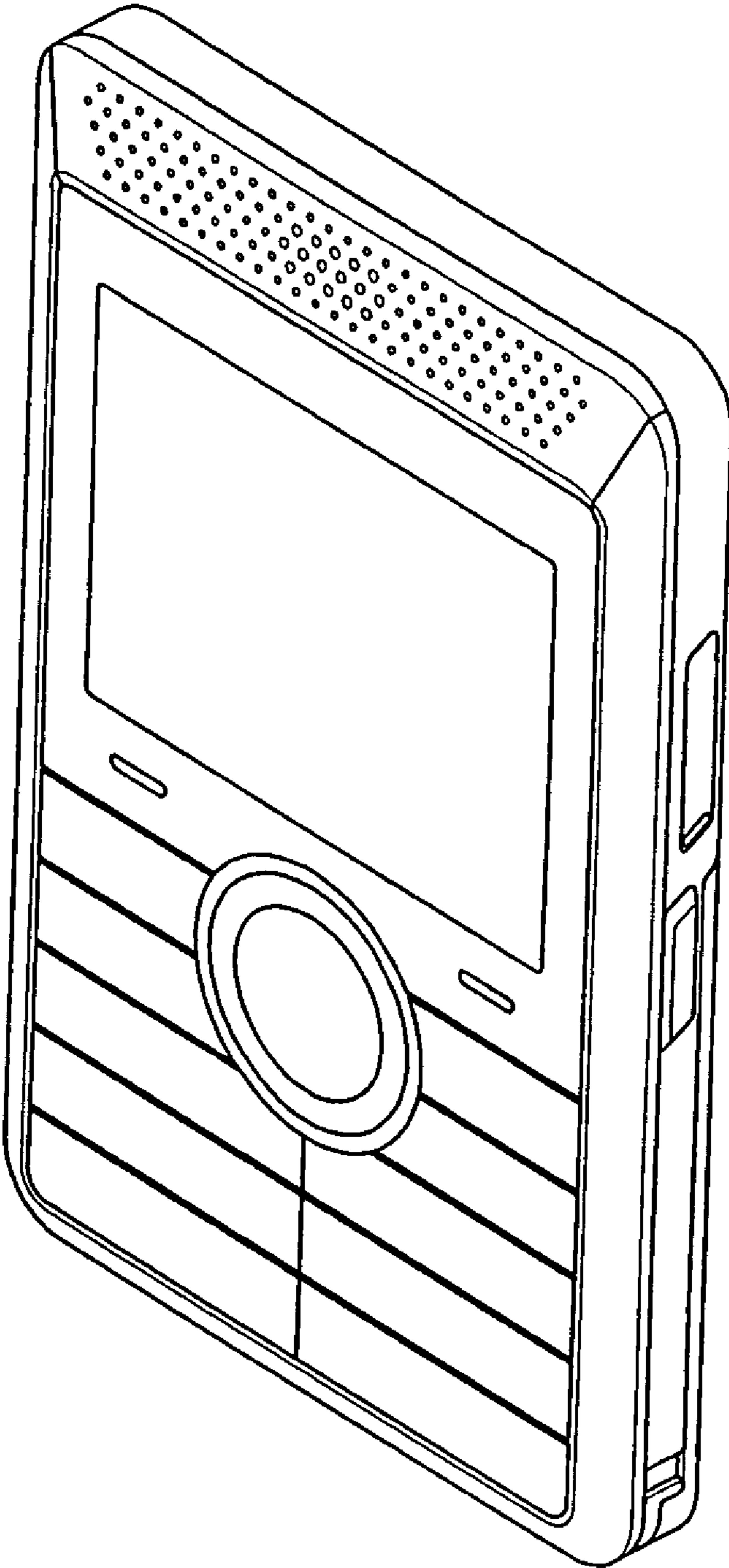


FIG. 2




FIG. 3




FIG. 4

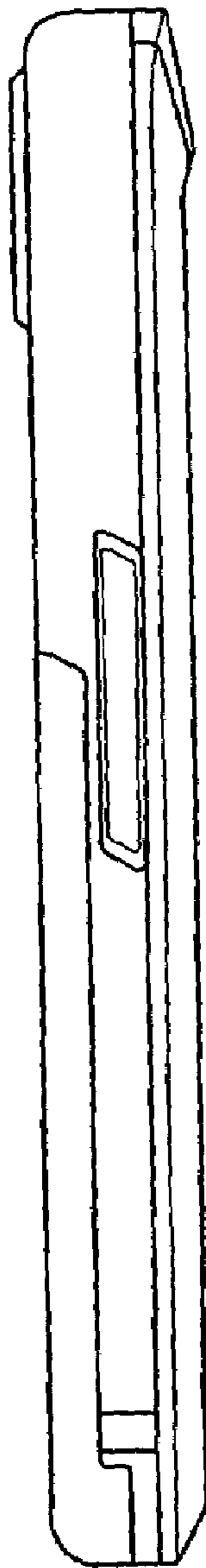


FIG. 5

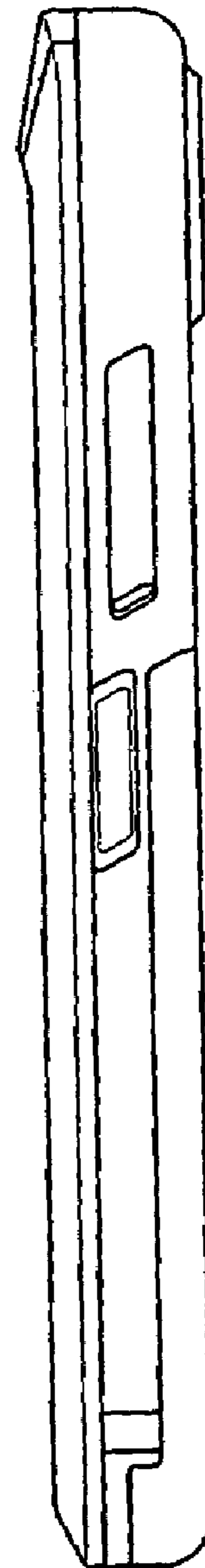


FIG. 6

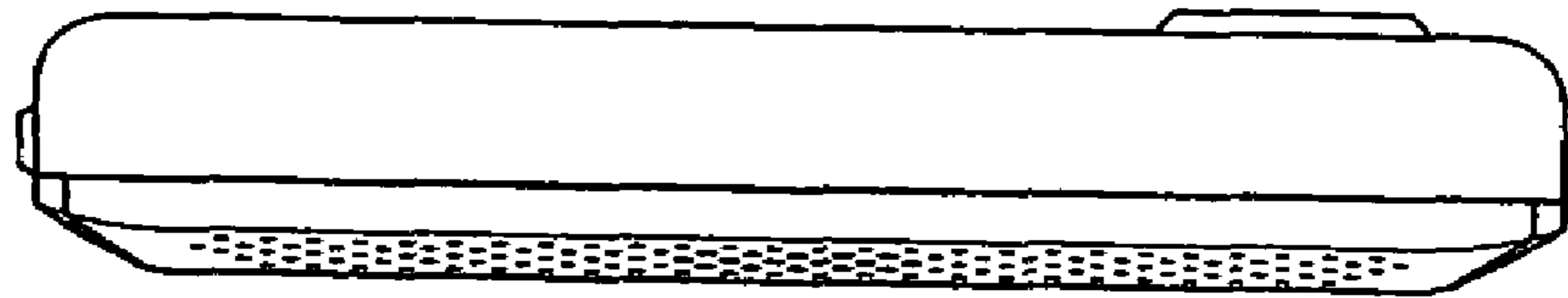


FIG. 7

