



US00D562283S

(12) **United States Design Patent**
Moon et al.

(10) **Patent No.:** **US D562,283 S**

(45) **Date of Patent:** **** Feb. 19, 2008**

(54) **PORTABLE PHONE**

(75) Inventors: **Jae-Hwa Moon**, Seoul (KR);
Tae-Joong Kim, Goyang-si (KR);
Min-Hyouk Lee, Seoul (KR);
Chang-Hwan Hwang, Goyang-Si (KR)

(73) Assignee: **Samsung Electronics Co., Ltd.**,
Suwon-Si (KR)

(**) Term: **14 Years**

(21) Appl. No.: **29/270,026**

(22) Filed: **Dec. 14, 2006**

(30) **Foreign Application Priority Data**

Jun. 16, 2006 (KR) 30-2006-0022629

(51) **LOC (8) Cl.** **14-03**

(52) **U.S. Cl.** **D14/138**

(58) **Field of Classification Search** D14/137-138,
D14/147-148, 156, 218, 247-248, 341-347,
D14/496; D16/208; D21/329, 331, 333,
D21/517; 348/14.01-14.02; 361/814; 379/
433.01-433.13; 455/90.3, 556.1-556.2,
455/566, 575.1, 575.3, 575.4

See application file for complete search history.

(56) **References Cited**

U.S. PATENT DOCUMENTS

D478,882 S * 8/2003 Peng et al. D14/138
D486,808 S * 2/2004 Aihara D14/138
D495,309 S * 8/2004 Hsieh D14/138
D497,892 S * 11/2004 Peng D14/138
6,822,871 B2 * 11/2004 Lee et al. 361/727
D502,158 S * 2/2005 Miyazawa et al. D14/138
6,968,161 B2 * 11/2005 Inomata et al. 455/90.3

D513,503 S * 1/2006 Huang D14/138
D513,504 S * 1/2006 Keunecke D14/138
D515,537 S * 2/2006 Kim et al. D14/138
D539,256 S * 3/2007 Kim et al. D14/138
D540,772 S * 4/2007 Kim et al. D14/138
D547,744 S * 7/2007 Kim et al. D14/138

OTHER PUBLICATIONS

Siemens CC75, announced Aug. 2005, <URL:http://www.gsmarena.com>, retrieved from internet Sep. 11, 2007.*

Bird S198, announced 3Q 2005, <URL:www.gsmarena.com>, retrieved from internet Sep. 11, 2007.*

Sony Ericsson J220, announced Nov. 2005, <URL:www.gsmarena.com>, retrieved from internet Sep. 11, 2007.*

* cited by examiner

Primary Examiner—Charles A. Rademaker

Assistant Examiner—Carla Jobe Wright

(74) *Attorney, Agent, or Firm*—Staas & Halsey LLP

(57) **CLAIM**

The ornamental design for a portable phone, as shown and described.

DESCRIPTION

FIG. 1 is a perspective view of a portable phone;

FIG. 2 is a front view of the portable phone of FIG. 1;

FIG. 3 is a rear view of the portable phone of FIG. 1;

FIG. 4 is a left-side view of the portable phone of FIG. 1;

FIG. 5 is a right-side view of the portable phone of FIG. 1;

FIG. 6 is a top plan view of the portable phone of FIG. 1; and,

FIG. 7 is a bottom plan view of the portable phone of FIG. 1.

1 Claim, 4 Drawing Sheets

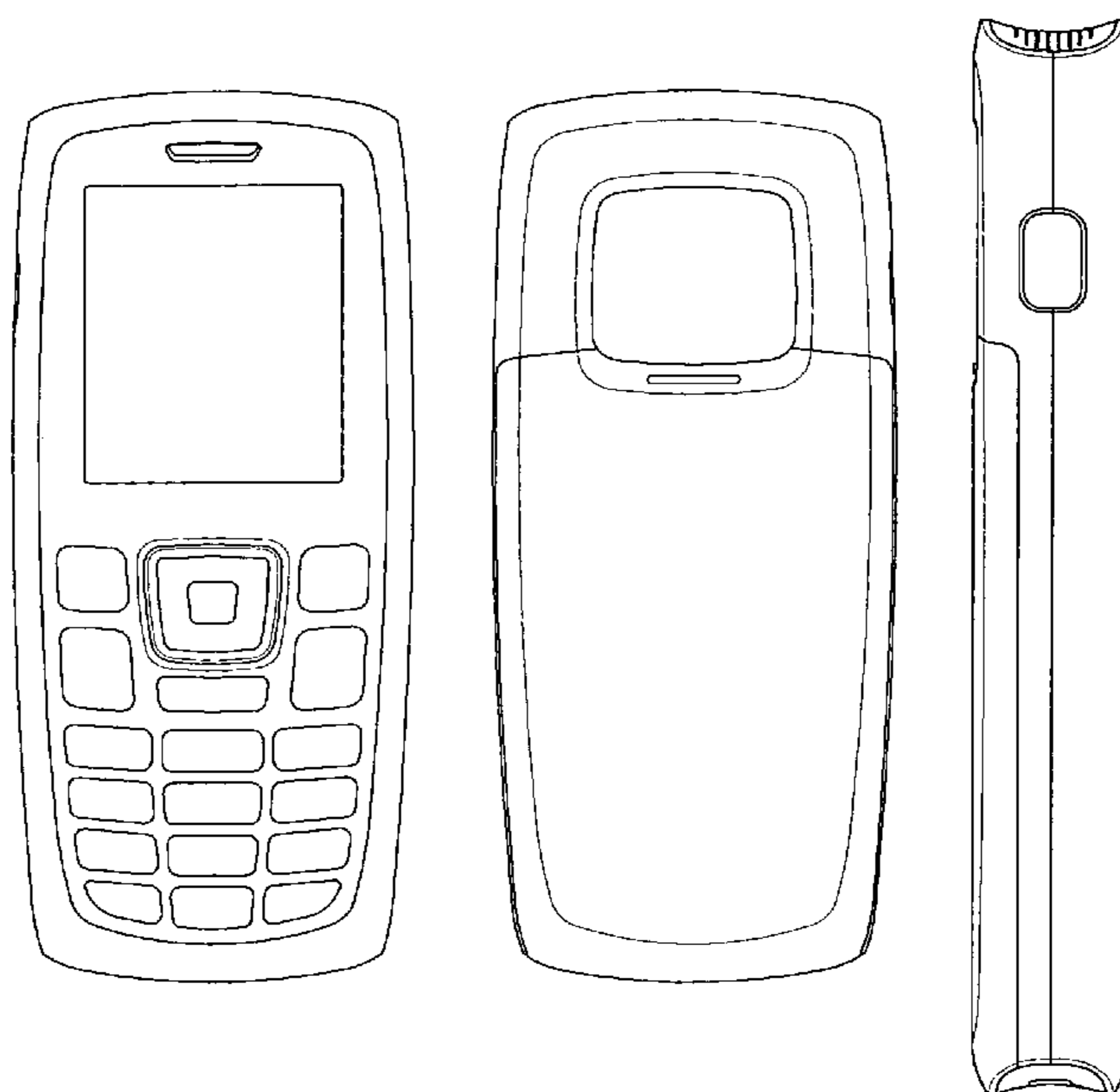


FIG. 1

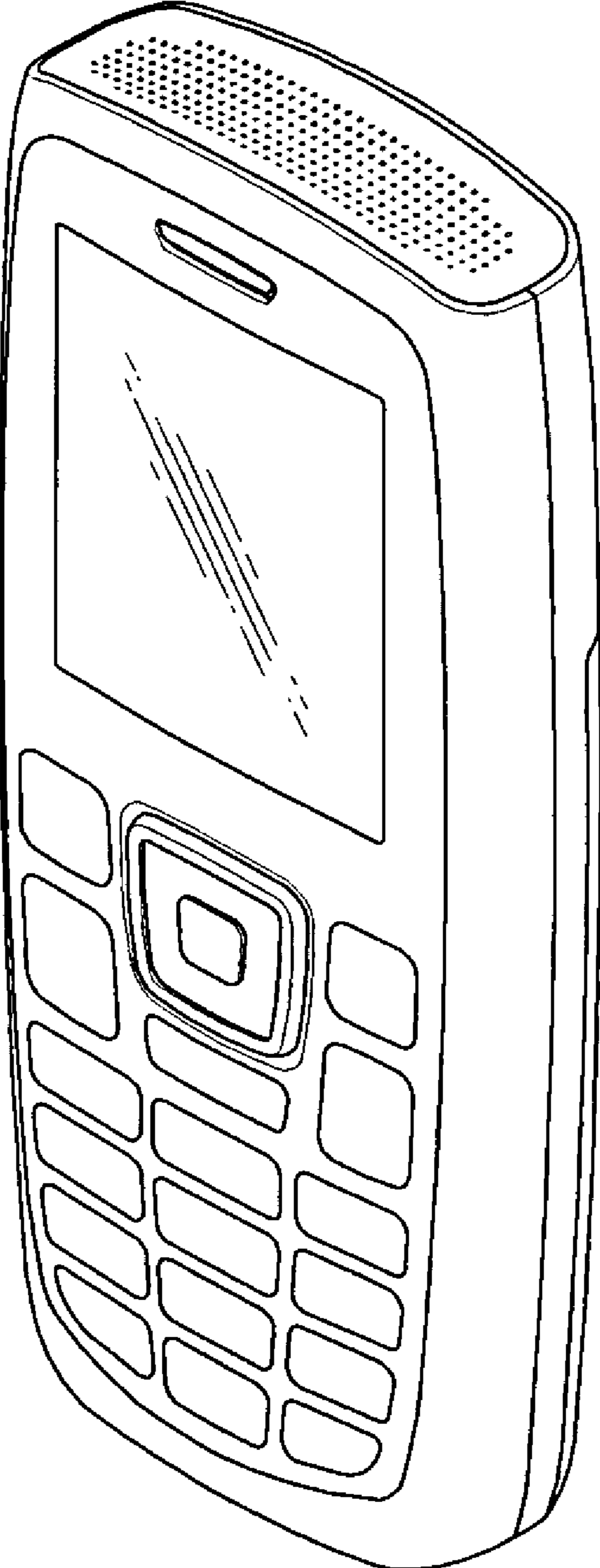


FIG. 2




FIG. 3




FIG. 4

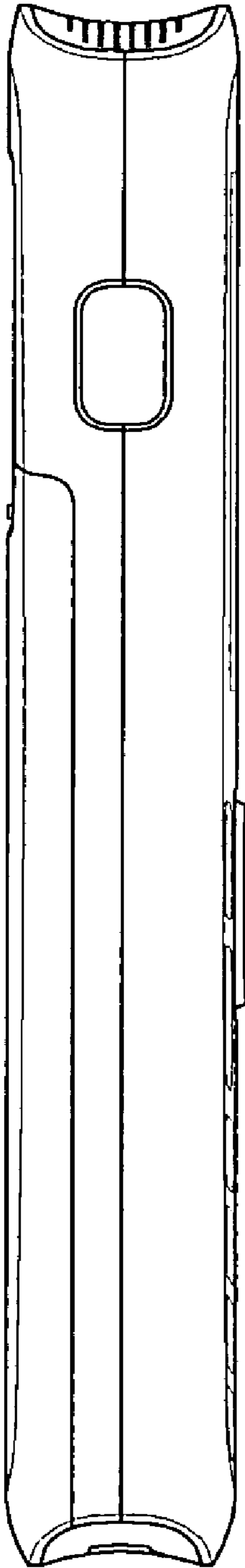


FIG. 5

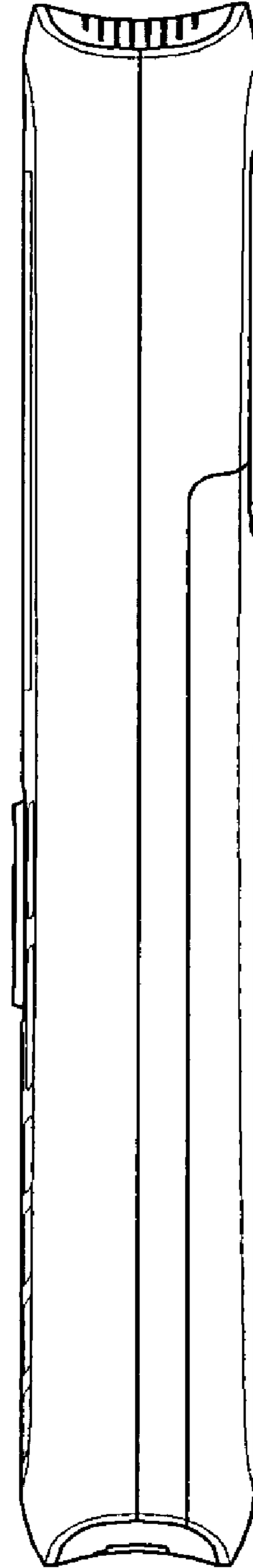


FIG. 6

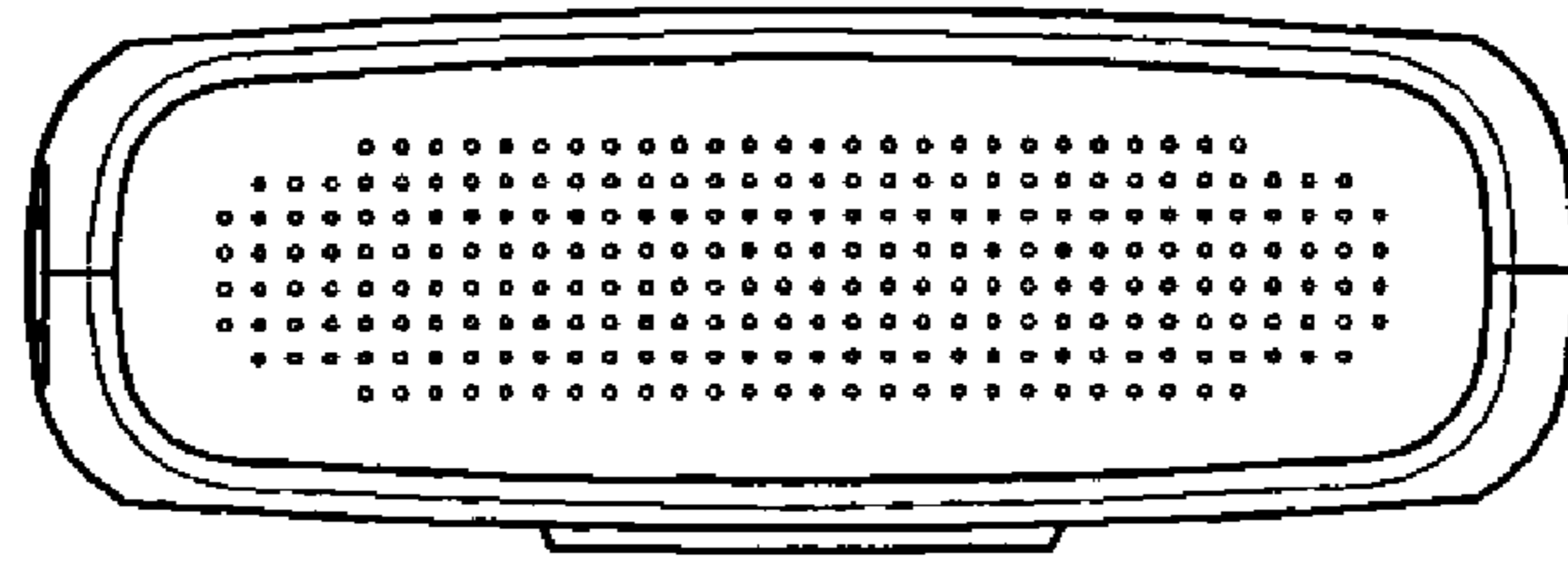


FIG. 7

