

US00D562281S

(12) **United States Design Patent**
Kim

(10) **Patent No.:** **US D562,281 S**
(45) **Date of Patent:** **** Feb. 19, 2008**

(54) **CELLULAR PHONE**

(75) Inventor: **Ji Young Kim**, Seoul (KR)

(73) Assignee: **LG Electronics Inc.**, Seoul (KR)

(**) Term: **14 Years**

(21) Appl. No.: **29/266,490**

(22) Filed: **Sep. 22, 2006**

(30) **Foreign Application Priority Data**

Mar. 24, 2006 (KR) 30-2006-0010861

(51) **LOC (8) Cl.** **14-03**

(52) **U.S. Cl.** **D14/138**

(58) **Field of Classification Search** D14/137-138,
D14/147-148, 156, 218, 247-248, 341-347,
D14/496; D16/208; D21/329, 331, 333,
D21/517; 348/14.01-14.02; 361/814; 379/
433.01-433.13; 455/90.3, 556.1-556.2,
455/566, 575.1, 575.3, 575.4

See application file for complete search history.

(56) **References Cited**

U.S. PATENT DOCUMENTS

D478,883 S *	8/2003	Jensfelt et al.	D14/138
D515,528 S *	2/2006	Miyazawa et al.	D14/138
D515,532 S *	2/2006	Shintani	D14/138
D523,837 S *	6/2006	Lee	D14/138
D524,274 S *	7/2006	Choi et al.	D14/138
D539,778 S *	4/2007	Yeh et al.	D14/138
D540,773 S *	4/2007	Meng et al.	D14/138
D542,258 S *	5/2007	Park et al.	D14/138
D543,967 S *	6/2007	Peng	D14/138
D545,800 S *	7/2007	Ou et al.	D14/138

D545,814 S *	7/2007	Wilson et al.	D14/248
D546,801 S *	7/2007	Jung	D14/138
2004/0204060 A1 *	10/2004	Makinouchi et al.	455/556.1

OTHER PUBLICATIONS

Siemens A31, announced Nov. 2005, <URL:http://www.gsmarena.com/siemens_a31-1378.php>, retrieved from internet on Aug. 31, 2007.*

Philips Fisio 820, announced 2002, <URL:http://www.gsmarena.com/philips_fisio_820-306.php>, retrieved from internet on Aug. 26, 2007.*

Sony Ericsson K300, announced 4Q 2004, <URL:http://www.gsmarena.com/sony_ericsson_k300-983.php>, retrieved from internet on Aug. 26, 2007.*

* cited by examiner

Primary Examiner—Ian Simmons

Assistant Examiner—Carla Jobe Wright

(74) *Attorney, Agent, or Firm*—Birch, Stewart, Kolasch & Birch, LLP

(57) **CLAIM**

The ornamental design for a cellular phone, as shown.

DESCRIPTION

FIG. 1 is a front, right perspective view of the cellular phone showing my new design;

FIG. 2 is a front view thereof;

FIG. 3 is a rear view thereof;

FIG. 4 is a left side view thereof;

FIG. 5 is a right side view thereof;

FIG. 6 is a top view thereof; and,

FIG. 7 is a bottom view thereof.

1 Claim, 6 Drawing Sheets

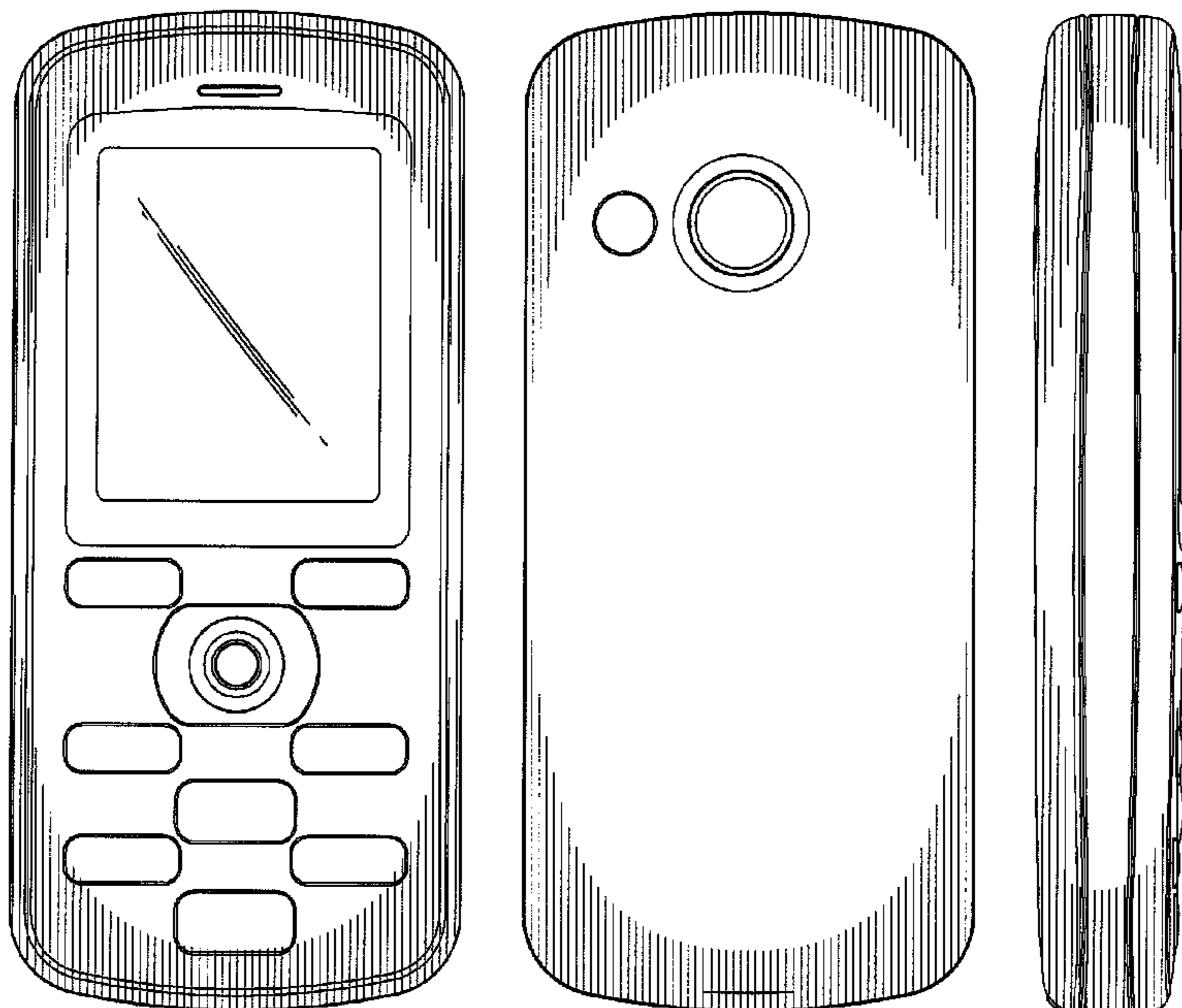


Fig.1

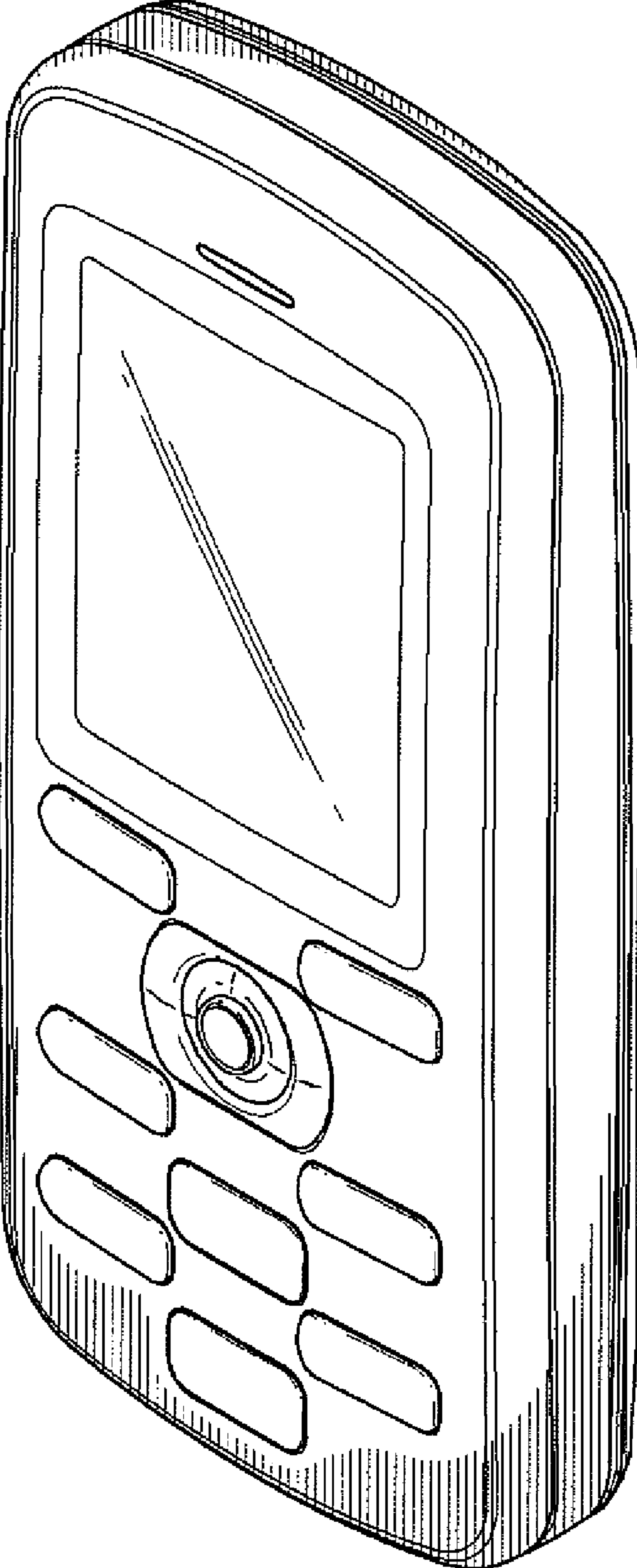


Fig.2

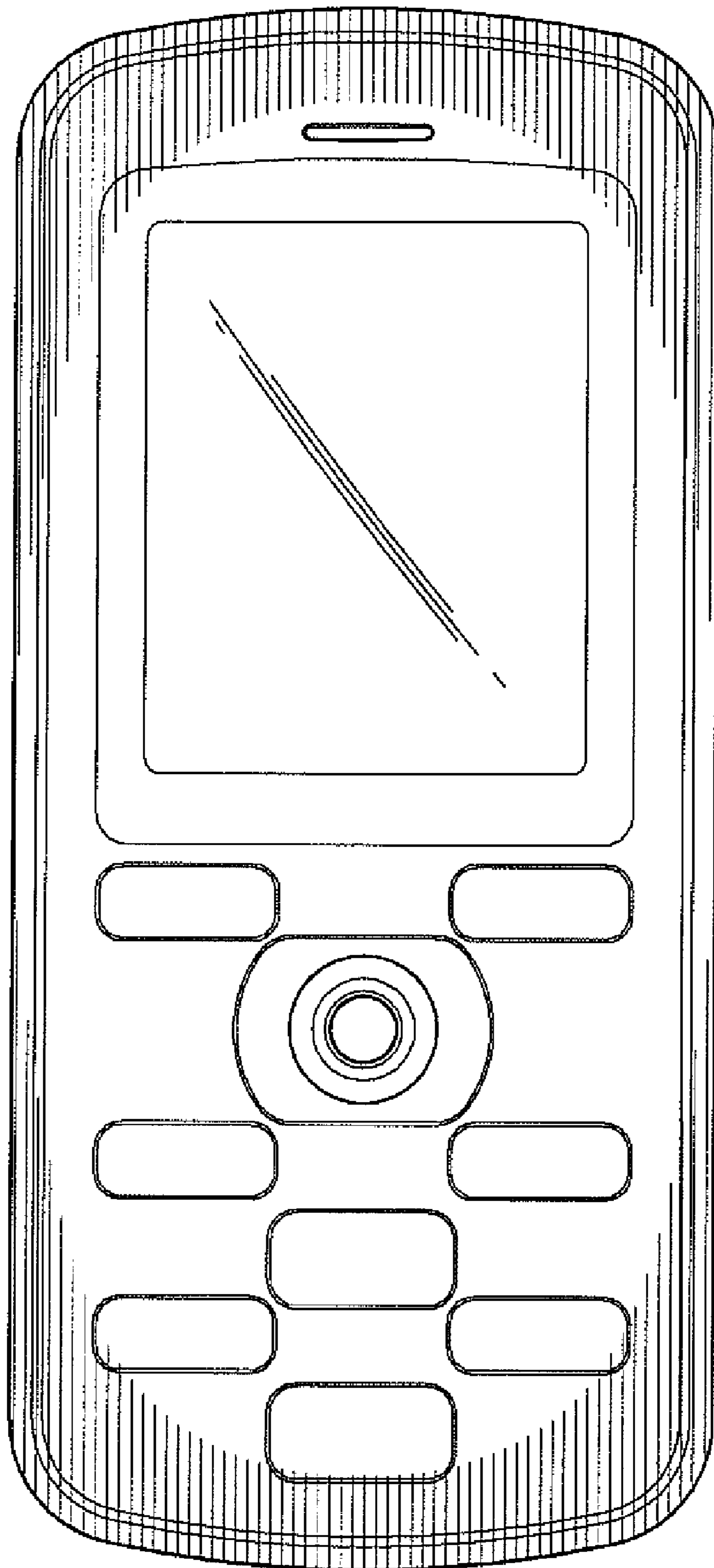


Fig.3




Fig.4

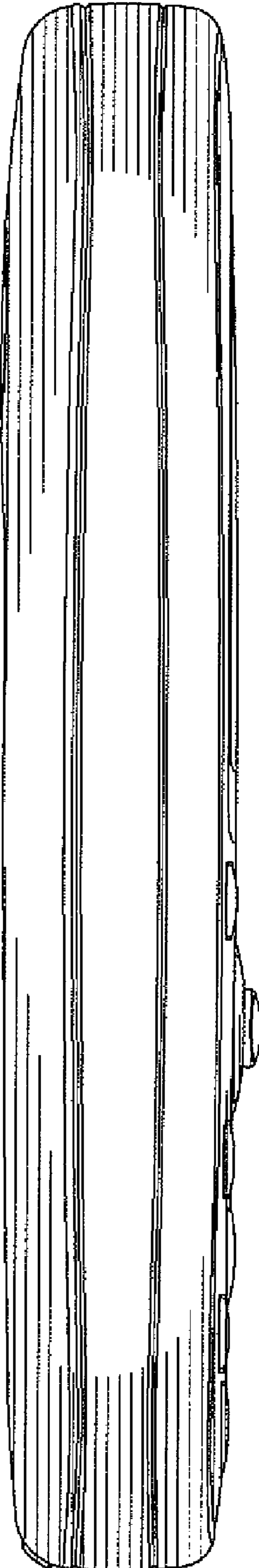


Fig.5

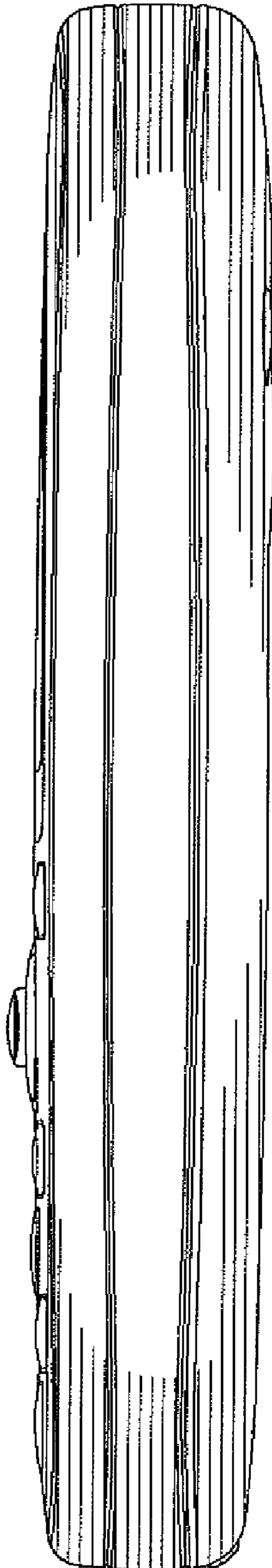


Fig.6

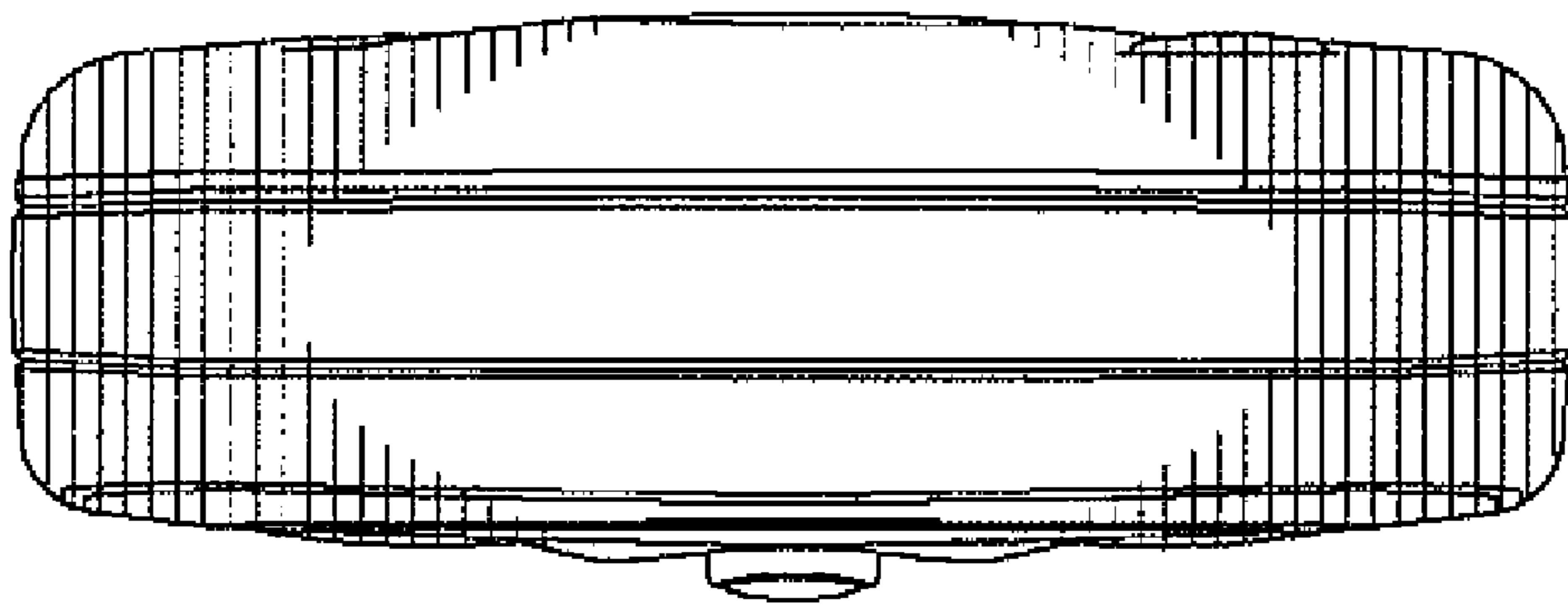


Fig.7

