



US00D562231S

(12) **United States Design Patent** (10) **Patent No.:** **US D562,231 S**
Osiecki et al. (45) **Date of Patent:** **** Feb. 19, 2008**

(54) **BATTERY CHARGER**

(75) Inventors: **Scott W. Osiecki**, Skaneateles, NY
(US); **Donwoong Kang**, Camillus, NY
(US); **Mandy R. Iswarienko**,
Wildwood, MO (US)

(73) Assignee: **Eveready Battery Company, Inc.**, St.
Louis, MO (US)

(**) Term: **14 Years**

(21) Appl. No.: **29/277,932**

(22) Filed: **Mar. 14, 2007**

(51) **LOC (8) Cl.** **13-02**

(52) **U.S. Cl.** **D13/107**

(58) **Field of Classification Search** D13/107-110,
D13/118-119, 184; D14/251, 253, 432,
D14/434; 320/107-115

See application file for complete search history.

(56) **References Cited**

U.S. PATENT DOCUMENTS

D247,619 S *	3/1978	Edgell et al.	D13/103
D339,563 S *	9/1993	Usami	D13/107
D344,261 S *	2/1994	Watanabe	D13/107
D411,823 S *	7/1999	Jacobs et al.	D13/107
D431,020 S *	9/2000	Harjunpaa et al.	D13/107
D442,544 S *	5/2001	Ku	D13/107
D446,185 S *	8/2001	Saastamoinen et al.	D13/108
D513,731 S	1/2006	Kang et al.	

D523,394 S *	6/2006	Lie	D13/107
D526,271 S *	8/2006	Lie	D13/107
D536,300 S	2/2007	Kang et al.	
D537,034 S	2/2007	Kang et al.	
2003/0076070 A1 *	4/2003	Wang et al.	320/111
2004/0212343 A1 *	10/2004	Sakai	320/111

* cited by examiner

Primary Examiner—Cathron Brooks

Assistant Examiner—Rosemary K Tarca

(74) *Attorney, Agent, or Firm*—Gregory J. Adams

(57) **CLAIM**

The ornamental design for a battery charger, as shown described.

DESCRIPTION

FIG. 1 is a top perspective view of a battery charger showing our new design;

FIG. 2 is a right side view thereof, it being understood that the left side is a mirror image of the right side;

FIG. 3 is a top view thereof;

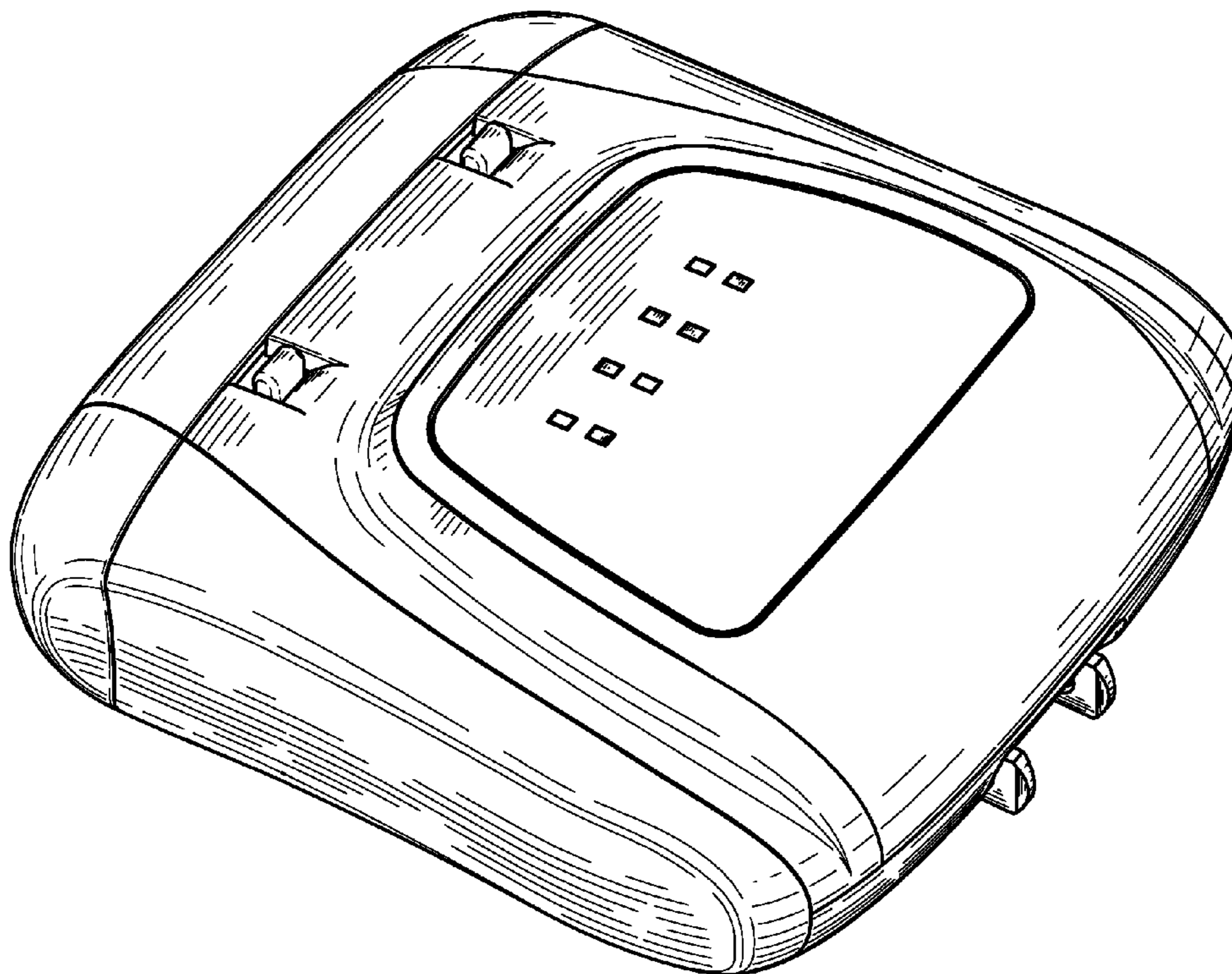
FIG. 4 is a bottom view thereof;

FIG. 5 is a rear view thereof; and,

FIG. 6 is a front view thereof.

The broken line showing is included for the purpose of illustrating environmental features and forms no part of the claimed design.

1 Claim, 4 Drawing Sheets



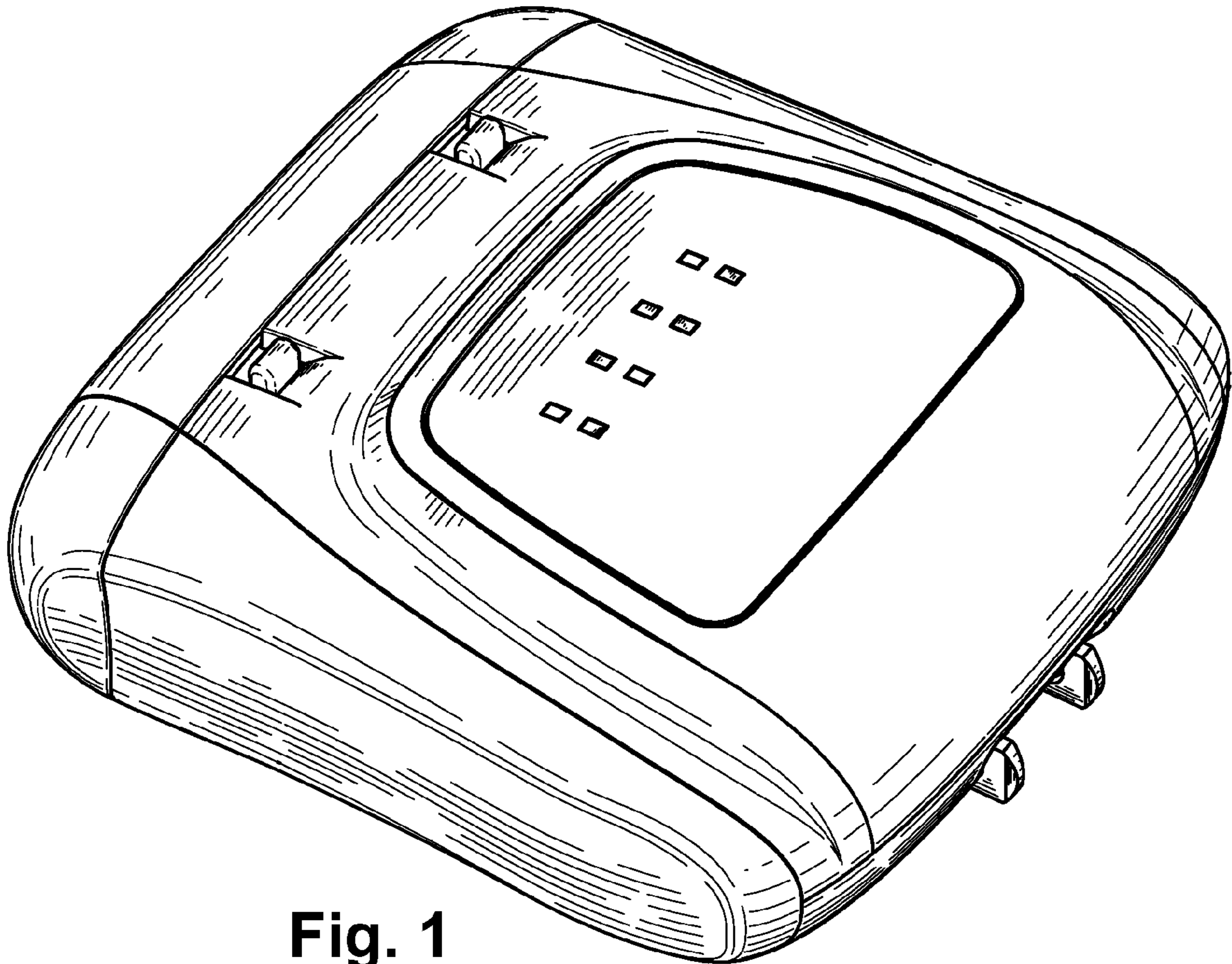


Fig. 1




Fig. 2

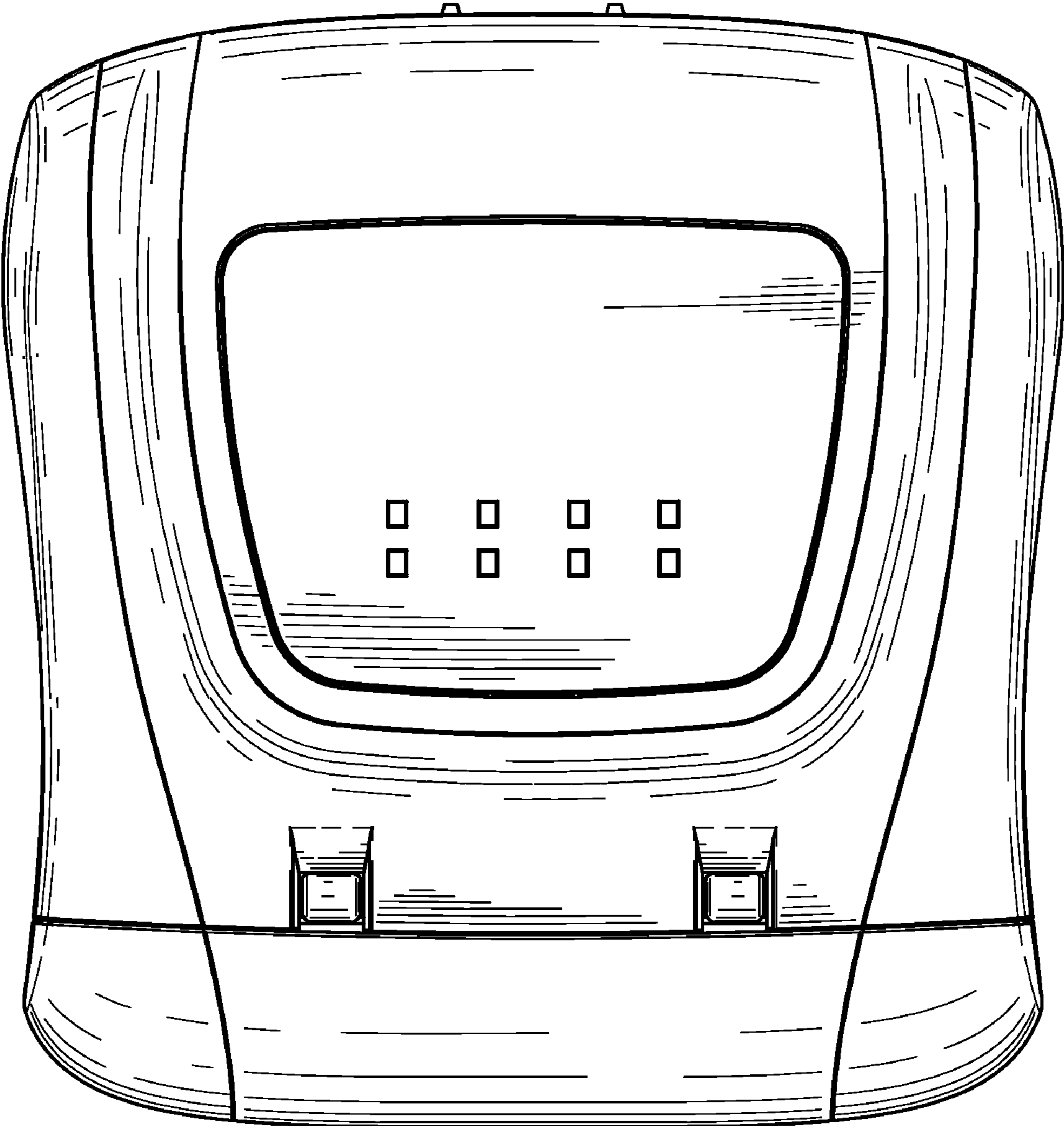


Fig. 3

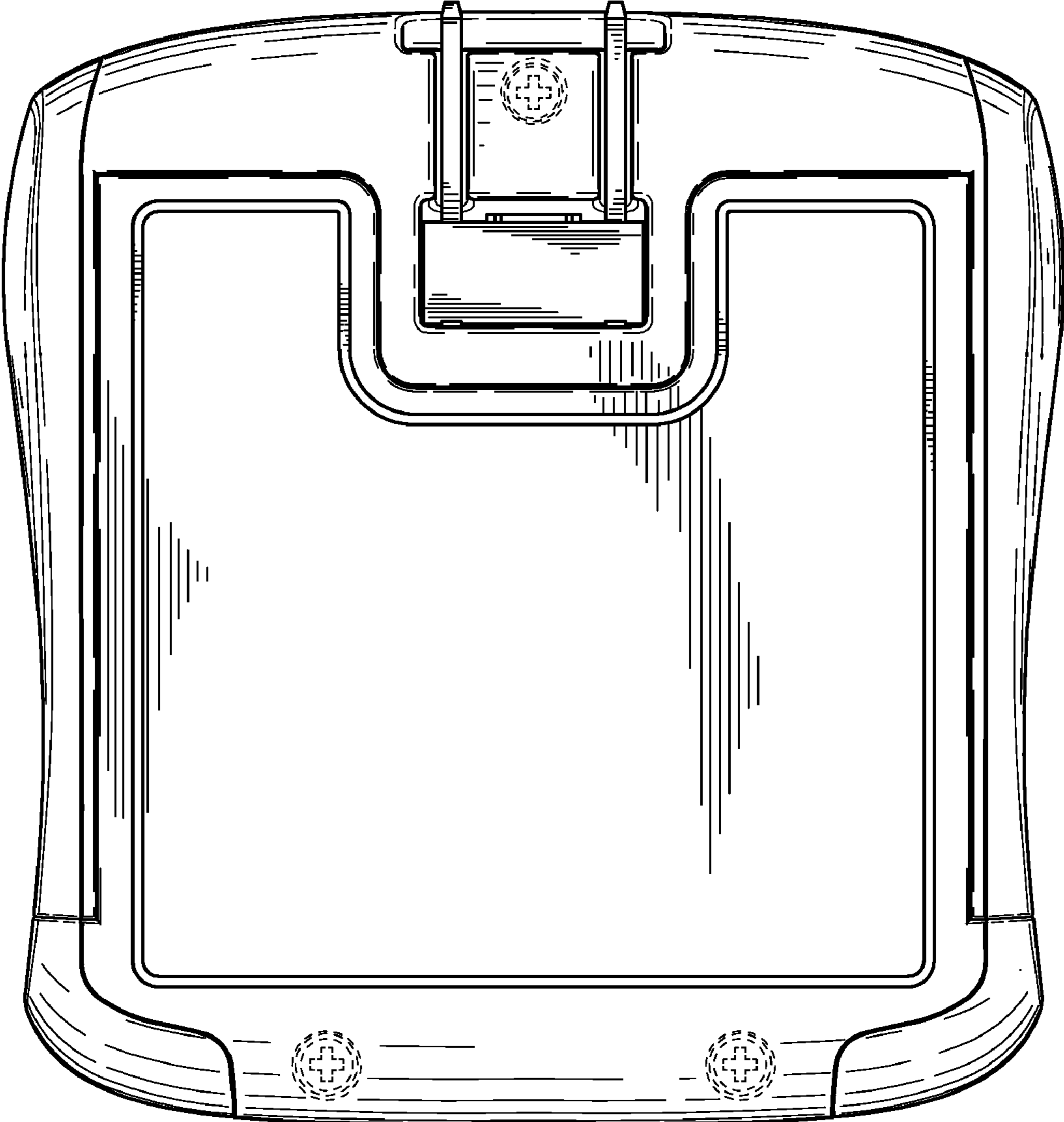


Fig. 4

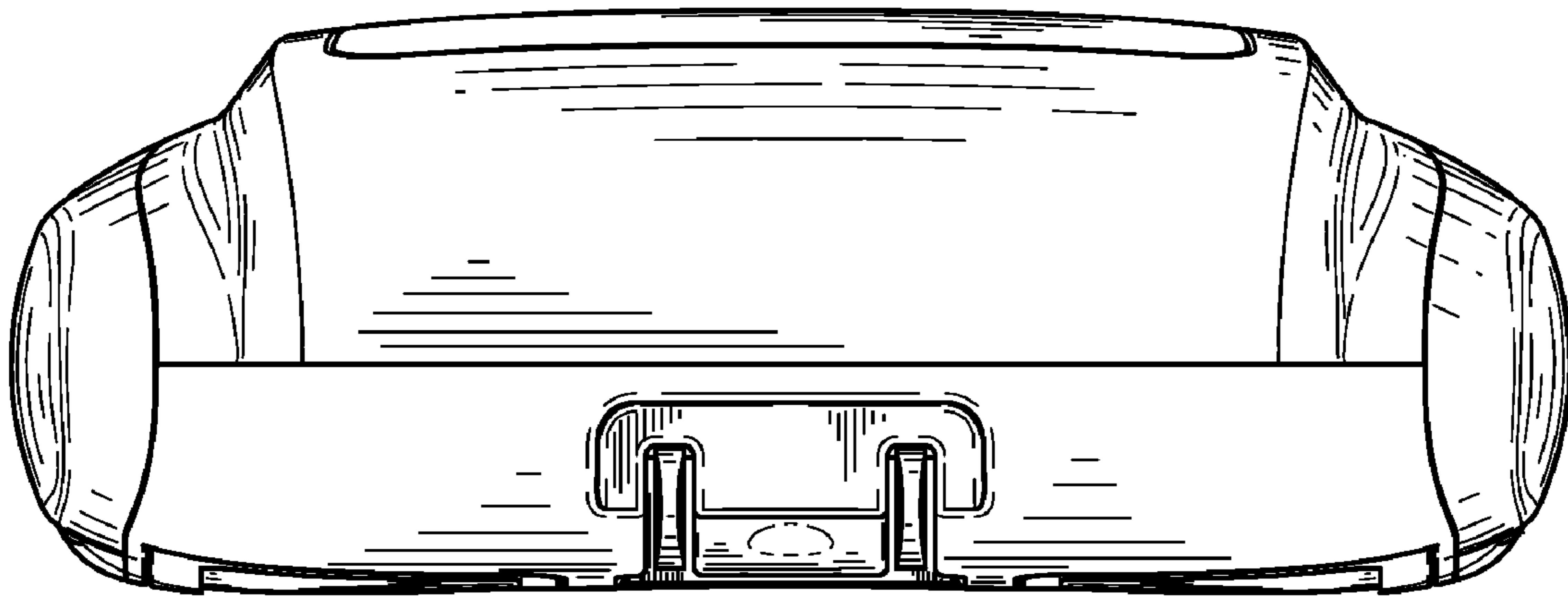


Fig. 5




Fig. 6