



US00D562216S

(12) **United States Design Patent**  
**Park**

(10) **Patent No.:** **US D562,216 S**

(45) **Date of Patent:** **\*\* Feb. 19, 2008**

(54) **WIPER BLADE FOR CAR**

D443,854 S \* 6/2001 De Block ..... D12/219  
D511,735 S \* 11/2005 Aoyama et al. .... D12/219  
D524,223 S \* 7/2006 Nakano et al. .... D12/219

(76) Inventor: **Se-Heon Park**, 93-3, Sunae-dong,  
Bundang-gu, Seongnam-si, Gyeonggi-do  
(KR)

\* cited by examiner

(\*\*) Term: **14 Years**

*Primary Examiner*—Stacia Cadmus  
(74) *Attorney, Agent, or Firm*—Lowe Hauptman & Berner,  
LLP

(21) Appl. No.: **29/264,442**

(22) Filed: **Aug. 10, 2006**

(57) **CLAIM**

(30) **Foreign Application Priority Data**

The ornamental design for a wiper blade for car, as shown  
and described.

Jun. 22, 2006 (KR) ..... 30-2006-0026574

**DESCRIPTION**

(51) **LOC (8) Cl.** ..... **12-06**

(52) **U.S. Cl.** ..... **D12/219**

(58) **Field of Classification Search** ..... D12/219-220;  
15/250.31-250.33, 250.351, 250.38, 250.4,  
15/250.41-44, 250.201, 250.451-250.458,  
15/250.48, 250.04, 250.07, 250.44  
See application file for complete search history.

FIG. 1 is a perspective view of the wiper blade for car  
according to the invention;  
FIG. 2 is a front elevational view thereof;  
FIG. 3 is a rear elevational view thereof;  
FIG. 4 is a left side elevational view thereof;  
FIG. 5 is a right side elevational view thereof;  
FIG. 6 is a top plan view thereof; and,  
FIG. 7 is a bottom plan view thereof.

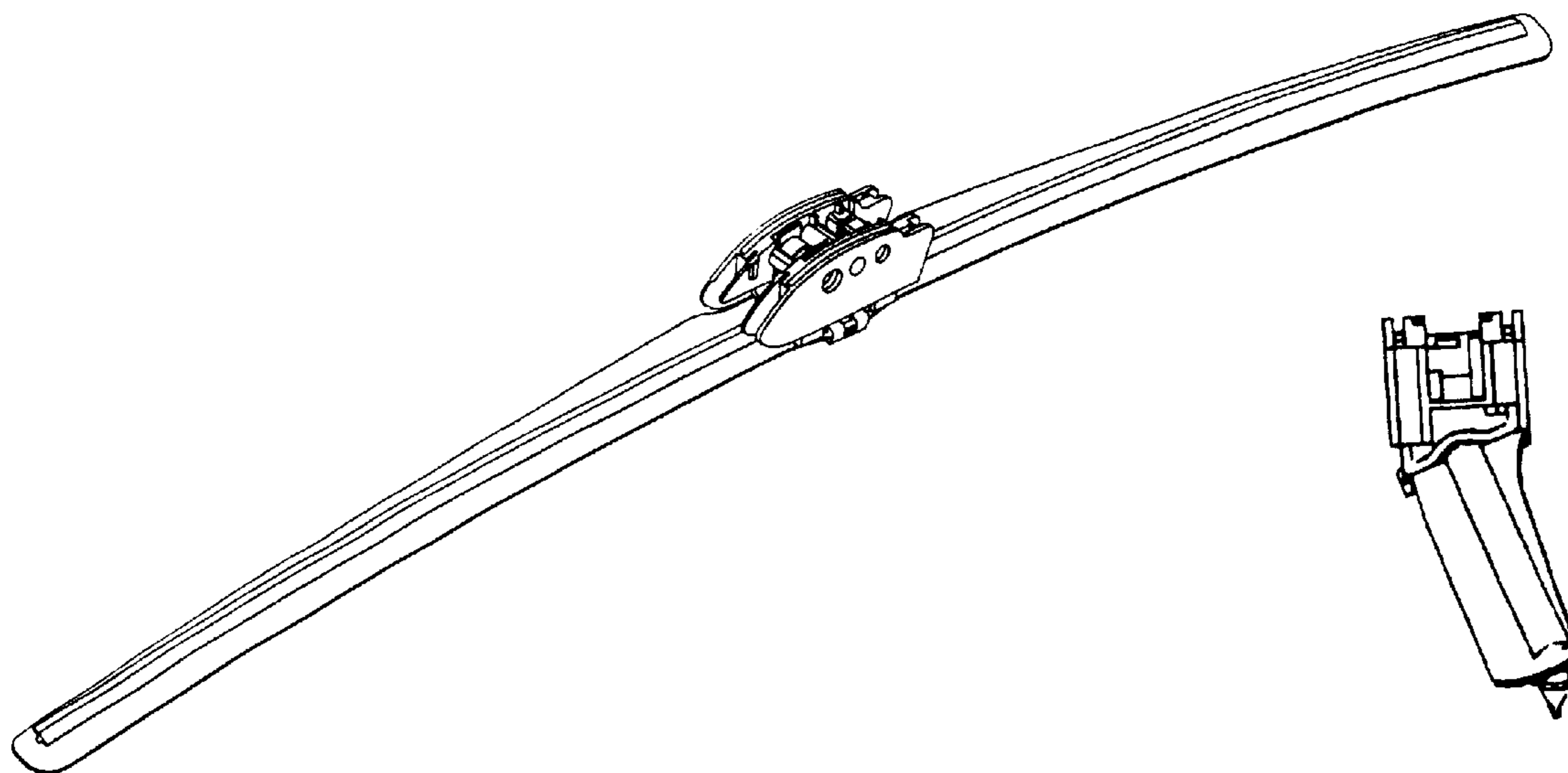
(56) **References Cited**

The wiper blade for car is shown on an enlarged scale in  
FIGS. 4 and 5.

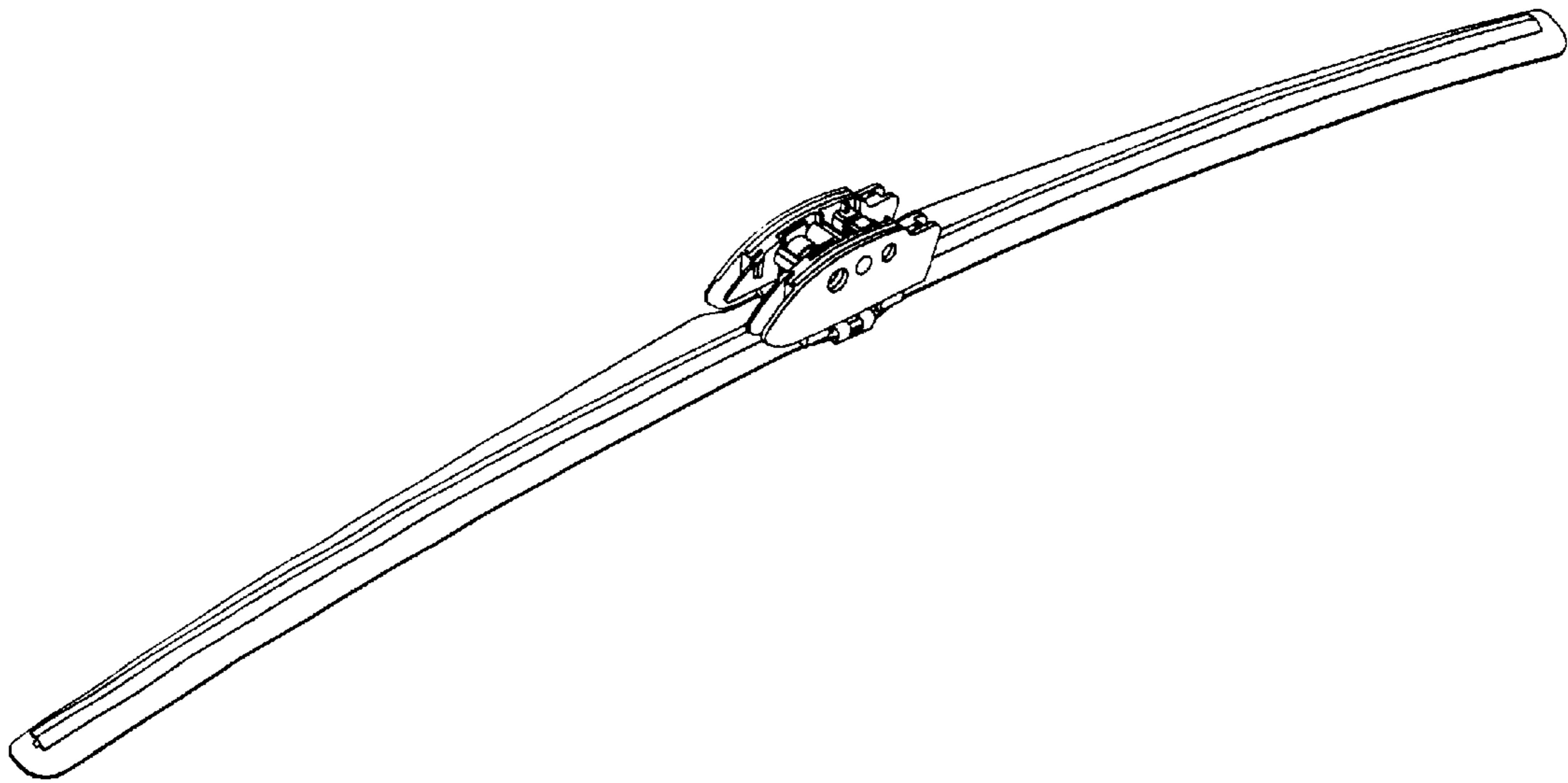
**U.S. PATENT DOCUMENTS**

D419,950 S \* 2/2000 Spector ..... D12/219  
D443,582 S \* 6/2001 De Block ..... D12/219

**1 Claim, 4 Drawing Sheets**



**FIG. 1**



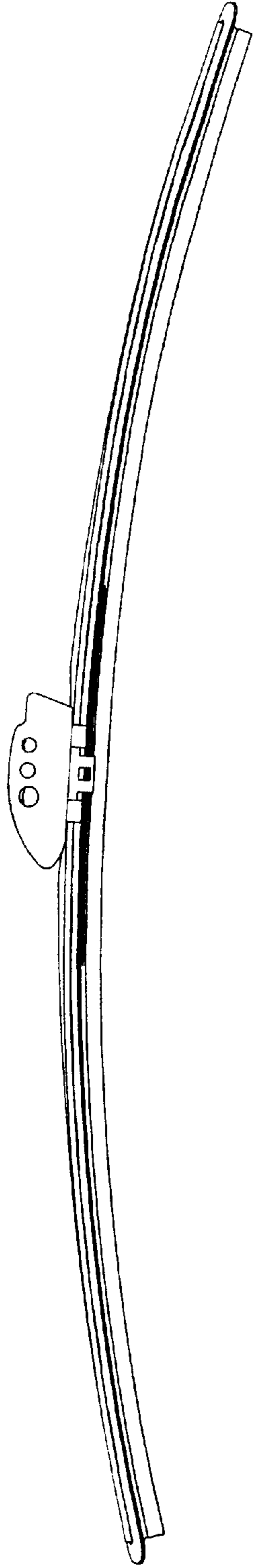


FIG. 2

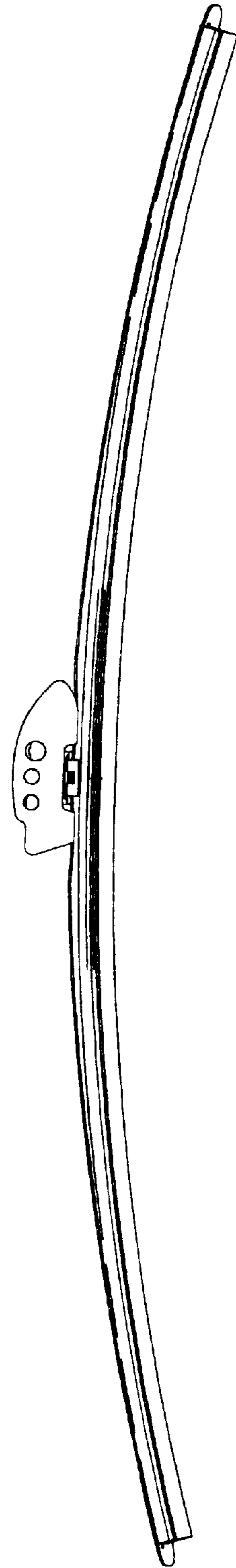
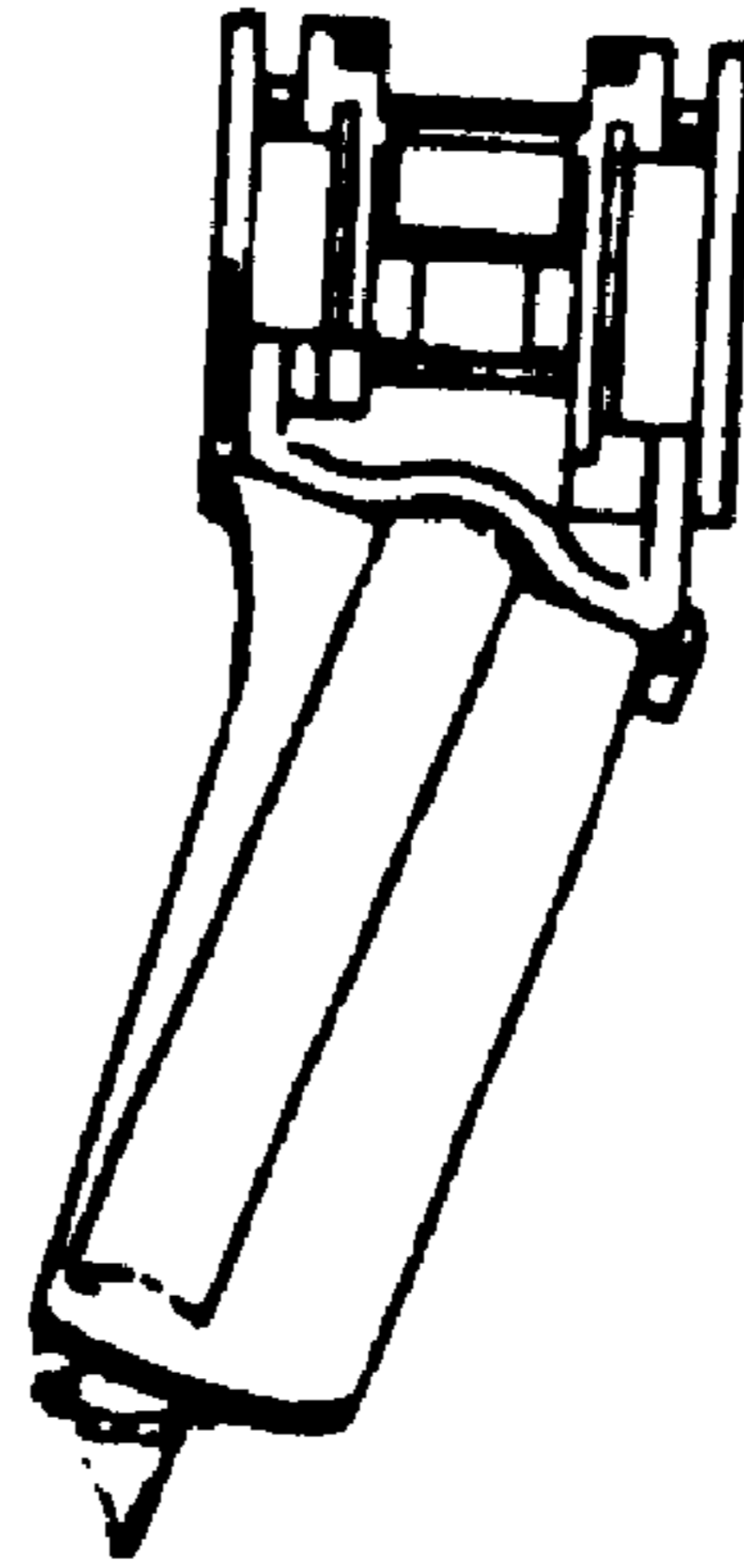
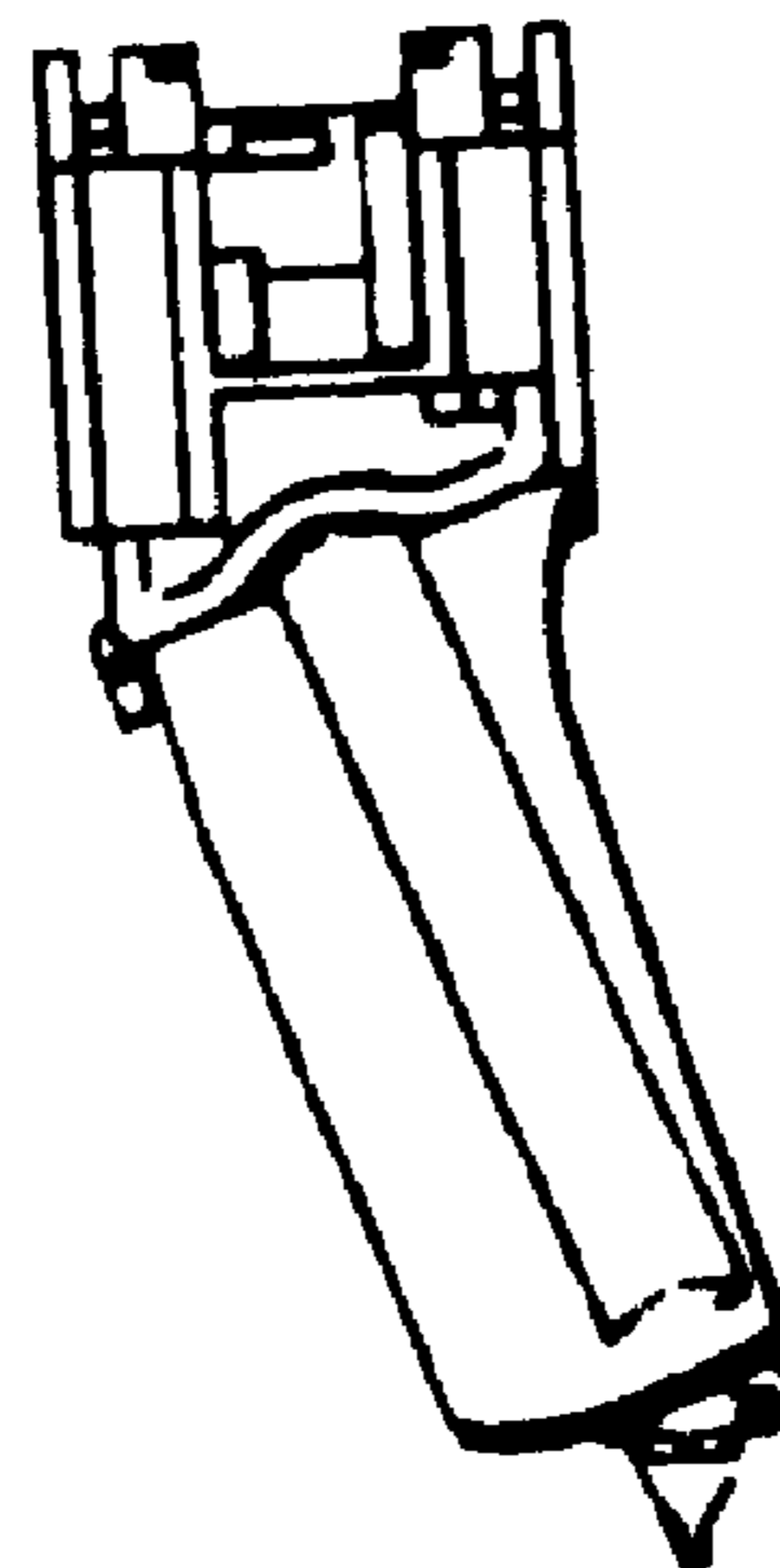


FIG. 3

**FIG. 4**



**FIG. 5**



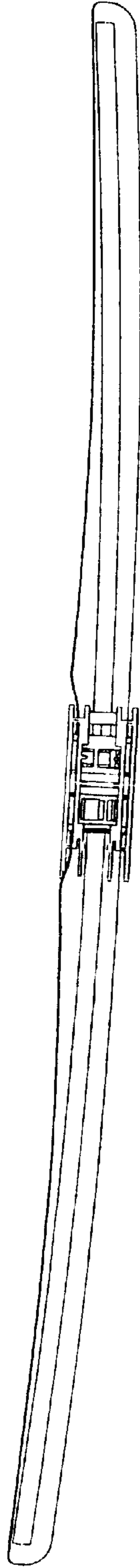


FIG. 6



FIG. 7