

US00D562208S

(12) **United States Design Patent**  
**Pfeiffer**

(10) **Patent No.:** **US D562,208 S**

(45) **Date of Patent:** **\*\* Feb. 19, 2008**

(54) **SEGMENT OF THE FRONT FACE OF A VEHICLE WHEEL**

D530,258 S \* 10/2006 Schell ..... D12/211  
D535,238 S \* 1/2007 Kim ..... D12/209  
D548,161 S \* 8/2007 Young ..... D12/209  
D550,140 S \* 9/2007 Laengerer ..... D12/211

(75) Inventor: **Peter Pfeiffer**, Boeblingen (DE)

\* cited by examiner

(73) Assignee: **DaimlerChrysler AG**, Stuttgart (DE)

*Primary Examiner*—Stacia Cadmus

(\*\*) Term: **14 Years**

(74) *Attorney, Agent, or Firm*—Crowell & Moring LLP

(21) Appl. No.: **29/274,048**

(57) **CLAIM**

(22) Filed: **Mar. 26, 2007**

The ornamental design for a segment of the front face of a vehicle wheel, as shown and described.

(30) **Foreign Application Priority Data**

Sep. 27, 2006 (DE) ..... 4 06 04 995

**DESCRIPTION**

(51) **LOC (8) Cl.** ..... **12-16**

This application is related to the following co-pending application, of the inventor, filed on even date herewith:

(52) **U.S. Cl.** ..... **D12/213**

Application Ser. No. 29/274,049, entitled “Front Face of a Vehicle Wheel”.

(58) **Field of Classification Search** ..... D12/204–213;  
301/37.101, 64.101, 65

See application file for complete search history.

FIG. 1 is a front view of a segment of the front face of a vehicle wheel according to my novel design; and,

FIG. 2 is a perspective view thereof.

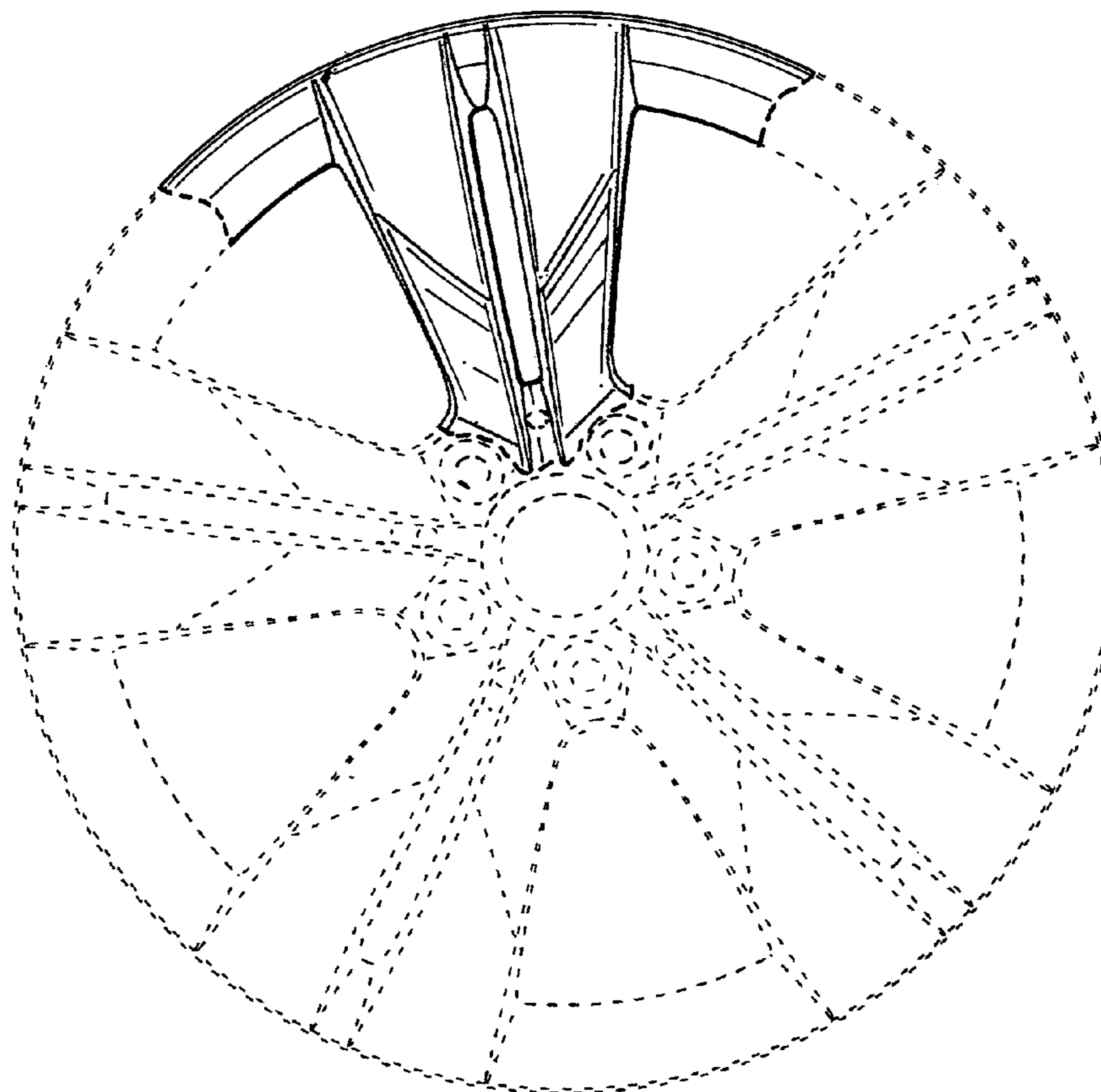
(56) **References Cited**

**U.S. PATENT DOCUMENTS**

D427,555 S \* 7/2000 Hall ..... D12/209  
D472,866 S \* 4/2003 Pfeiffer et al. .... D12/211  
D480,674 S \* 10/2003 Lecher et al. .... D12/209  
D494,524 S \* 8/2004 Rice ..... D12/211  
D504,097 S \* 4/2005 Markefka ..... D12/209

The broken lines which define the bounds of the claimed design form no part thereof. The other broken lines are for illustrative purposes only and form no part of the claimed design.

**1 Claim, 1 Drawing Sheet**



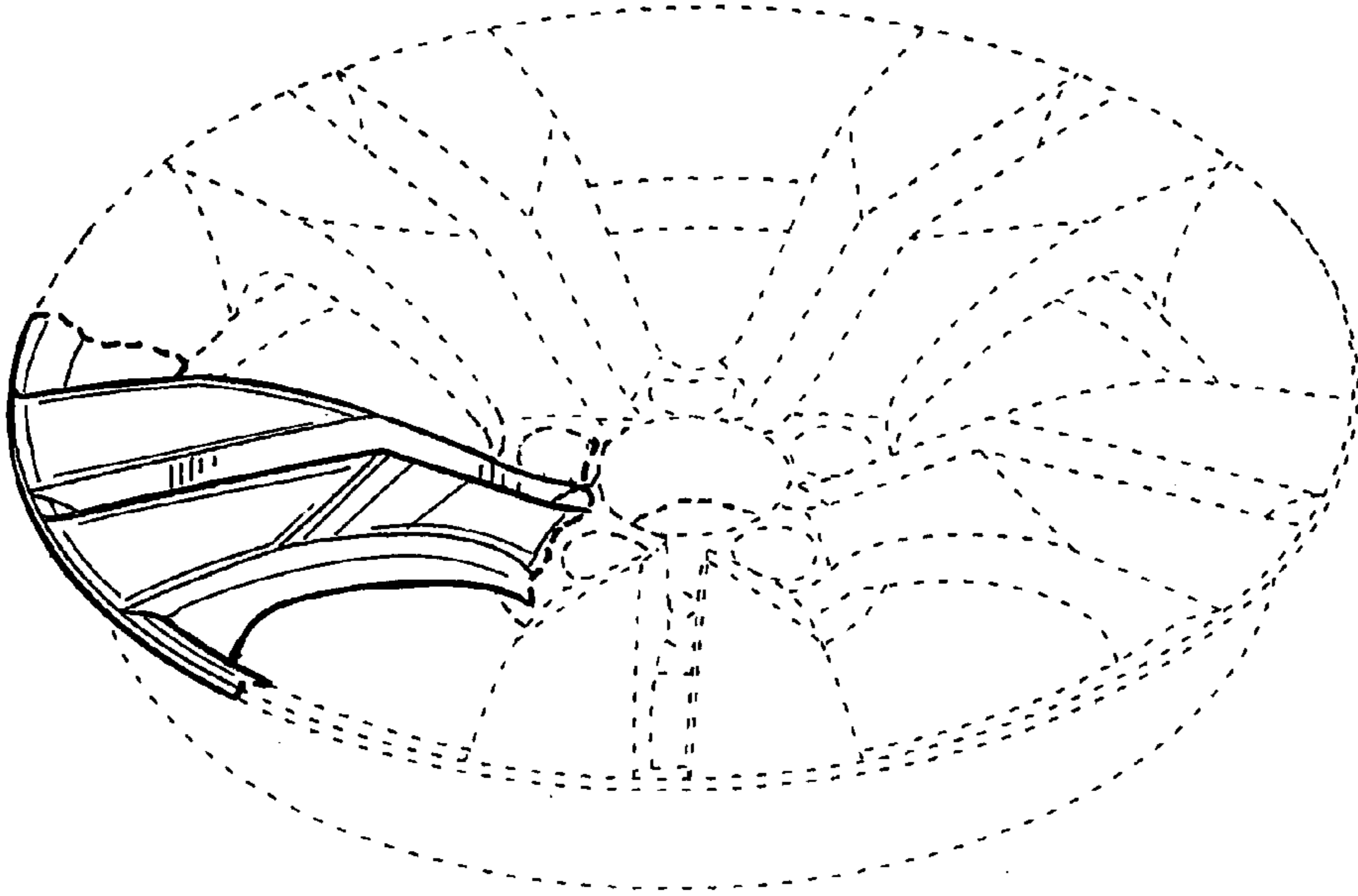


FIG. 2

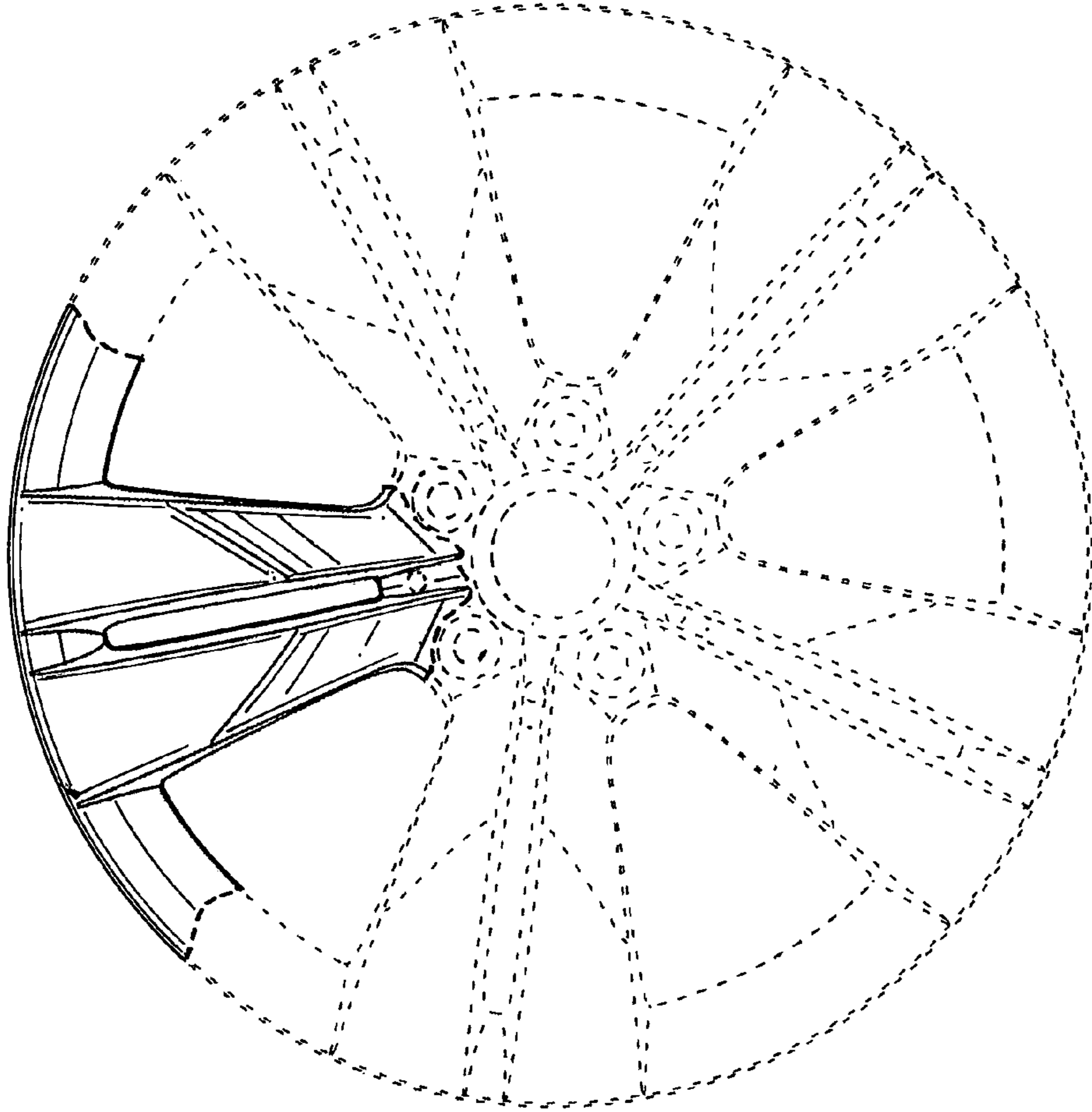


FIG. 1